



# Trade Price Book - 2017

Innovative. Efficient. Dependable. Dunkirk.

Effective 9/5/17

### Helix VLT

Available in 50 to 299 MBH  
Wall Mounted  
Built in Primary/Secondary Piping

95% AFUE



### DMG 240

Available in 240 MBH  
Wall Mounted or Optional Floor Base

95% AFUE



### Q90-100 Series IV

Cast Aluminum Gas  
Condensing Boiler

90% AFUE



### DMG 380

Available in 380 MBH  
Floor Standing Boiler

95% Thermal Efficiency



**H<sub>2</sub>O Indirect**  
Stainless Steel  
Indirect Water Heater  
Lifetime Warranty



### DCB

Available in 125 &  
150 MBH  
Wall Mounted  
Heating Only or Combi

95% AFUE



**Excelsior EXB**  
3 Pass Cast Iron Oil Boiler  
**UP TO 86.5% AFUE**



### DXL

Cast Iron Gas Boiler  
Low Profile, Built-In Draft  
Diverter & LWCO

**UP TO 83.5% AFUE**



ECR International: 2201 Dwyer Avenue, Utica, NY 13501  
Tel. 315 797 1310 or 800 325 5479 Fax. 315 724 9319 [www.ecrinternational.com](http://www.ecrinternational.com)

P/N 240005064 Rev. D 2/18

## TABLE OF CONTENTS

<b>Contents</b>	<b>2</b>
<b>Terms &amp; RMA Policy</b>	<b>3-4</b>
<b>Gas Condensing Boilers</b>	
Helix VLT Stainless Steel Wall Hung Modulating Condensing Boiler	<b>5-8</b>
Helix VX Stainless Steel Wall Hung Modulating Condensing Boiler	<b>9-12</b>
DMG-240 Stainless Steel Floor/Wall Modulating Condensing Boiler	<b>13-15</b>
DMG-380 Stainless Steel Floor Standing Modulating Condensing Boiler	<b>16-18</b>
DCB Stainless Steel Wall Hung Modulating Condensing Combi Boiler	<b>19-21</b>
97GB Stainless Steel Floor/Wall Modulating Condensing Boiler	<b>22-23</b>
Q90-100 Series IV Cast Aluminum Condensing Boiler	<b>24-26</b>
<b>Gas Modulating Space Heating Only &amp; Combi Boilers</b>	
DWB Copper Wall Hung Modulating Boiler	<b>27-28</b>
<b>Gas Cast Iron Boilers</b>	
DXL Series	<b>29-32</b>
XEB II	<b>33-36</b>
WPSB	<b>37-40</b>
PSB	<b>41-42</b>
D249 Steam	<b>43-45</b>
<b>Oil Cast Iron Boilers</b>	
Excelsior EXB	<b>46-50</b>
Empire Water II Series III	<b>51-56</b>
ESC IV Series	<b>57-58</b>
<b>Indirect Hot Water Heaters</b>	
H2O Single Coil Stainless Steel Indirect Hot Water Heater	<b>59-60</b>
H2O Dual Coil Stainless Steel Indirect Hot Water Heater	<b>61-62</b>
H2O Storage Tanks	<b>63-64</b>
H2O Buffer Tanks	<b>65-66</b>
Hotline Indirect Water Heaters	<b>67</b>

**TERMS & CONDITIONS OF SALE - GENERAL TERMS**

**PRICES & SPECIFICATIONS:** All pricing and specifications subject to change without notice. The prices herein supersede all prior quotations.

**PAYMENT TERMS:** Net 30 Days

**ORDERS:** Orders will be accepted on the basis of prices in effect at the time the order is received. No order or contract will become an obligation on our part until accepted by the General Sales Department. ECR International shall not be liable for any delay or failure in the delivery or shipment of goods due to any cause or causes beyond its control.

**TAXES:** Add to the prices and terms quoted any manufacturers' or sales tax payable on the transaction under any effective statute.

**SHIPMENT**

**TRUCK LOADS:** \$40,000 Net Order Value - Freight Prepaid. Indirect Water Heaters and Commercial Boiler lines can be added to any residential order for freight purposes.

Authorized Distributors can combine Argo, Airco, Dunkirk, EMI, Olsen, Pennco and Utica and on one purchase order to earn free freight.

Stop off charges of \$150 will apply to stop off locations within 100 miles of final destination. Please call for pricing for stop off special handling for a location further than 100 miles or for special handling pricing for services such as lift gate, unloading assistance, etc.

**LESS THAN TRUCKLOAD SHIPMENT: F.O.B. ECR INTERNATIONAL - FACTORY OR WAREHOUSE**

**ORDER INFORMATION CHECKLIST**

The following information must be included on equipment or parts orders to insure proper shipment & invoicing:

- 1) Purchase Order Number
- 2) Bill To Address
- 3) Ship To Address
- 4) Method of Shipment (i.e. - trailer load, UPS, etc.)
- 5) Requested Ship Date
- 6) Special Instructions (i.e. - "Carrier to call...")
- 7) Pricing
- 8) Product Description (i.e. - Model, Size, Series, etc.)
- 9) Fuel Characteristics (i.e. Oil, Natural Gas, Propane)
- 10) Electrical Characteristics (i.e. - Operating Voltage, Cycles, Phases, etc.)
- 11) Non-Standard Equipment (Indicate "Optional" when substituted for standard equipment at extra cost listed. added to standard equipment).
- 12) Kits or Parts (Orders for kits or parts must indicate equipment size and series).
- 13) Send orders to:

**E-Mail: [ecrorderentry@ecrinternational.com](mailto:ecrorderentry@ecrinternational.com)**

**Fax: 315-724-9319**

- 14) Please note the following Remit To Address:

**ECR International, Inc.  
P.O. Box 8000 Department 039  
Buffalo, NY 14267**

Continued on Next Page

**TERMS & CONDITIONS OF SALE - GENERAL TERMS CONTINUED**  
**U.S. DISTRIBUTOR - RETURN MATERIAL POLICY - EFFECTIVE 8/18/2014**

To assist in providing the best service to our valued customers, ECR International has developed the following guidelines to help you in the unlikely event that you will need to return merchandise purchased from us. These guidelines have been developed after carefully reviewing common industry practice. We trust that you find them fair and easy to follow.

**Prior Approval Required** - All returns for exchange, credit, repair service or warranty claim must be approved by ECR and require an RMA number prior to return of the material. A request must be completed via ECR International's online web portal. Please log on to [www.ecrcustomerportal.com](http://www.ecrcustomerportal.com) (hyperlink below) to complete your request for return. If you do not already have access to the customer web portal please contact ECR Customer Service at 1-800-325-5479 to be set-up.

**Eligibility** - An RMA Request must be received within 60 days from the date of invoice for returns of New & Unused product in original packaging. A restocking fee of 15% will be charged for all new and unused returns that are approved for return. Special Order Products (items not offered as standard in ECR trade price book) are not eligible for return as new and unused product. Request for Warranty Returns must be made within the period covered by the warranty and must fall under the terms and conditions specified in the warranty.

**Repair Service** - Request for repair or rework of product damaged by customer is classified as Repair Service. Repair Service is billed at \$75.00 per hour for labor and net price for parts used in repair/rework. ECR's Return Material (RM) department will evaluate the items returned for repair service. The customer will receive an estimate for the dollar amount, determined by ECR's RM department, required to complete the repairs requested. A Purchase Order (PO) from the customer for that amount will be required before any work is performed.

**RMA Expiration** - Once the RMA number is issued, the product must be returned within 90 days of the RMA date, or the RMA will be canceled. Products approved for return that are received after 90 days from the RMA date will not be accepted.

**Shipping & Packaging** - All returns must have a valid RMA number clearly displayed on the exterior of the package or the package will not be accepted. All returns of new and unused product must be in the original packaging. All returns must be shipped prepaid by the customer unless otherwise directed by ECR as indicated on the RMA Verification. Ship all approved return material to the facility indicated on the approved RMA Request by the date indicated.

**Replacement Product** - If replacement product is desired it must be indicated on the RMA Request. A PO# is required for the replacement shipment and must be indicated on the RMA Request. All replacement products will be invoiced at the time of shipment. ECR will pay the ground freight for all warranty replacements.

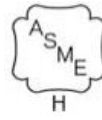
**Application of Credit** - Credit for returned product will be applied to the customer's account (less restocking fees for New and Unused returns) only after confirmation of receipt by ECR and inspection of the product. Issuance of a credit for a partial return of product does not relieve the customer from the obligation to remit payment for the merchandise not returned in accordance with the payment terms referenced on the customer's invoice(s).

Customer will have the option to have any product that is denied for credit returned at their expense.

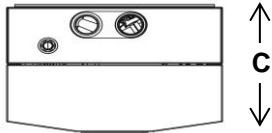
<http://www.ecrcustomerportal.com>

**HELIX VLT SERIES**  
 NATURAL OR PROPANE  
 MODULATING CONDENSING  
 HOT WATER BOILER

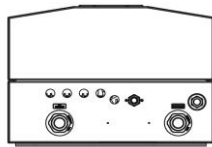
150 psi  
 MAWP



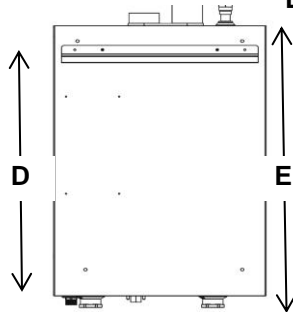
Top



Bottom



Back



All VLT models have an AFUE of 95% and meet the criteria for 2018 Most Efficient.



**General Information** (See IOM for complete instructions)

Clearances	Combustible Materials (Required) (1)		Service (2)
	Top	Bottom	
(1) Required distances measured from boiler.	Top	0" (0 cm)	14" (36 cm)
	Left Side	0" (0 cm)	0" (0 cm)
	Right Side	0" (0 cm)	0" (0 cm)
	Front	0" (0 cm)	6" (16 cm)
	Back	0" (0 cm)	0" (0 cm)
	Bottom	0" (0 cm)	12" (32 cm)
(2) Service, proper operation clearance recommendation.	Combustion Air/Vent Piping	0" (0 cm)	6" (16 cm)

Combustion Air & Vent Pipe Equivalent Length	(Schedule 40 PVC)					
	2" Pipe		3" Pipe		4" Pipe	
	50	75/100	75/100	150/200	299	299
Min. Length	6 Ft. (1.8 m)	6 Ft. (1.8 m)	6 Ft. (1.8 m)	6 Ft. (1.8 m)	6 Ft. (1.8 m)	6 Ft. (1.8 m)
Max. Length	100 Ft. (30.5 m)	50 Ft. (15.2 m)	100 Ft. (30.5 m)	100 Ft. (30.5 m)	25 Ft. (7.7 m)	100 Ft. (30.5 m)

Dimensions		
Models	050	150
	075	200
	100	*299
Width "A"	20" 508 mm	23" 584 mm
Height "B"	31" 787 mm	42" 1067 mm
	*Depth "C"	14-3/4" 375 mm
Bracket "D"	27.7" 704 mm	38.7" 983 mm
	Ht. w/ Piping "E"	32" 813 mm

Note: Refer to IOM and vent pipe manufacturer's instructions for equivalent vent lengths and alternate venting materials.

Connections	Return/Supply Water	Gas In	Cond. Drain
<b>050/075/100</b>	1-1/4" NPT	1/2" NPT	3/4" NPT
<b>150/200/299</b>	1-1/4" NPT	3/4" NPT	3/4" NPT
<b>Electrical</b>	120 Volts AC, 60 hertz, 1 phase, Less than 12 amps (15 amp circuit recommended)		
<b>Water Content</b>	050/075/100 - 1.1 Gallons, 150/200/299 - 1.8 Gallons		

\*299 Dimensions are the same as 150/200 Models **except** for Depth which is 18.4"/467 mm for the 299 model.

HELIX VLT SERIES CONTINUED								
(NATURAL GAS - LESS SYSTEM PUMP)								
BOILER MODEL	ITEM NUMBER	TRADE PRICE	INPUT (MBH) MAX/ MIN	HTG. CAP. (MBH)	AHRI NET (MBH)	AFUE RATING %	FLUE DIA.	BLR./ SHP WGT. LBS.
DKVLT-50	VLT105003500203	\$3,825	50/10	46	40	95	2"	91/111
DKVLT-75	VLT107503500203	\$3,900	75/15	69	60	95	2" or 3"	91/111
DKVLT-100	VLT110003500203	\$4,080	100/20	91	79	95	2" or 3"	91/111
DKVLT-150	VLT115003500203	\$5,150	150/30	139	121	95	3"	157/182
DKVLT-200	VLT120003500203	\$5,500	200/40	185	161	95	3"	157/182
DKVLT-299	VLT129903500203	\$8,475	299/60	273	239	95	3" or 4"	195/225
(NATURAL GAS - LESS SYSTEM PUMP - HIGH ALTITUDE)								
BOILER MODEL	ITEM NUMBER	TRADE PRICE	INPUT (MBH) MAX/ MIN	HTG. CAP. (MBH)	AHRI NET (MBH)	AFUE RATING %	FLUE DIA.	BLR./ SHP WGT. LBS.
DKVLT-50	VLT105003502203	\$3,825	50/10	46	40	95	2"	91/111
DKVLT-75	VLT107503502203	\$3,900	75/15	69	60	95	2" or 3"	91/111
DKVLT-100	VLT110003502203	\$4,080	100/20	91	79	95	2" or 3"	91/111
DKVLT-150	VLT115003502203	\$5,150	150/30	139	121	95	3"	157/182
DKVLT-200	VLT120003502203	\$5,500	200/40	185	161	95	3"	157/182
DKVLT-299	VLT129903502203	\$8,475	299/60	273	239	95	3" or 4"	195/225
(NATURAL GAS - WITH TACO ECM SYSTEM PUMP)								
BOILER MODEL	ITEM NUMBER	TRADE PRICE	INPUT (MBH) MAX/ MIN	HTG. CAP. (MBH)	AHRI NET (MBH)	AFUE RATING %	FLUE DIA.	BLR./ SHP WGT. LBS.
DKVLT-50	VLT105003540203	\$3,959	50/10	46	40	95	2"	91/111
DKVLT-75	VLT107503540203	\$4,043	75/15	69	60	95	2" or 3"	91/111
DKVLT-100	VLT110003540203	\$4,214	100/20	91	79	95	2" or 3"	91/111
DKVLT-150	VLT115003540203	\$5,284	150/30	139	121	95	3"	157/182
DKVLT-200	VLT120003540203	\$5,634	200/40	185	161	95	3"	157/182

HELIX VLT SERIES CONTINUED								
(NATURAL GAS - WITH TACO ECM SYSTEM PUMP - HIGH ALTITUDE)								
BOILER MODEL	ITEM NUMBER	TRADE PRICE	INPUT (MBH) MAX/ MIN	HTG. CAP. (MBH)	AHRI NET (MBH)	AFUE RATING %	FLUE DIA.	BLR./ SHP WGT. LBS.
DKVLT-50	VLT105003542203	\$3,959	50/10	46	40	95	2"	91/111
DKVLT-75	VLT107503542203	\$4,034	75/15	69	60	95	2" or 3"	91/111
DKVLT-100	VLT110003542203	\$4,214	100/20	91	79	95	2" or 3"	91/111
DKVLT-150	VLT115003542203	\$5,284	150/30	139	121	95	3"	157/182
DKVLT-200	VLT120003542203	\$5,634	200/40	185	161	95	3"	157/182
(NATURAL GAS - WITH GRUNDFOS SYSTEM PUMP)								
BOILER MODEL	ITEM NUMBER	TRADE PRICE	INPUT (MBH) MAX/ MIN	HTG. CAP. (MBH)	AHRI NET (MBH)	AFUE RATING %	FLUE DIA.	BLR./ SHP WGT. LBS.
DKVLT-50	VLT105003520203	\$3,959	50/10	46	40	95	2"	91/111
DKVLT-75	VLT107503520203	\$4,034	75/15	69	60	95	2" or 3"	91/111
DKVLT-100	VLT110003520203	\$4,214	100/20	91	79	95	2" or 3"	91/111
DKVLT-150	VLT115003520203	\$5,284	150/30	139	121	95	3"	157/182
DKVLT-200	VLT120003520203	\$5,634	200/40	185	161	95	3"	157/182
Note: The DKVLT299 is only available less system pump.								
(NATURAL GAS - WITH GRUNDFOS SYSTEM PUMP - HIGH ALTITUDE)								
BOILER MODEL	ITEM NUMBER	TRADE PRICE	INPUT (MBH) MAX/ MIN	HTG. CAP. (MBH)	AHRI NET (MBH)	AFUE RATING %	FLUE DIA.	BLR./ SHP WGT. LBS.
DKVLT-50	VLT105003522203	\$3,959	50/10	46	40	95	2"	91/111
DKVLT-75	VLT107503522203	\$4,034	75/15	69	60	95	2" or 3"	91/111
DKVLT-100	VLT110003522203	\$4,214	100/20	91	79	95	2" or 3"	91/111
DKVLT-150	VLT115003522203	\$5,284	150/30	139	121	95	3"	157/182
DKVLT-200	VLT120003522203	\$5,634	200/40	185	161	95	3"	157/182
Note: The DKVLT299 is only available less system pump.								
VLT SERIES - VENTING OPTIONS/ADDITIONAL EQUIPMENT								
(USE PARTS MULTIPLIER)					PN	TRADE		
050 NATURAL TO LP AND LP TO NATURAL GAS CONVERSION KIT					550002303	\$47		
075 NATURAL TO LP AND LP TO NATURAL GAS CONVERSION KIT					550002304	\$47		
100 NATURAL TO LP AND LP TO NATURAL GAS CONVERSION KIT					550002305	\$47		
150 NATURAL TO LP AND LP TO NATURAL GAS CONVERSION KIT					550002306	\$47		
200 NATURAL TO LP AND LP TO NATURAL GAS CONVERSION KIT					550002307	\$47		
299 NATURAL TO LP AND LP TO NATURAL GAS CONVERSION KIT					550002799	\$49		
2" CONCENTRIC VENT KIT					29570	\$222		
3" CONCENTRIC VENT KIT					29571	\$222		
MULTIPLE BOILER SENSOR KIT					550002186	\$80		
FLOOR STAND KIT					240010266	\$599		

**HELIX VLT SERIES CONTINUED**  
**VLT SERIES - STANDARD EQUIPMENT**

**STANDARD EQUIPMENT:**

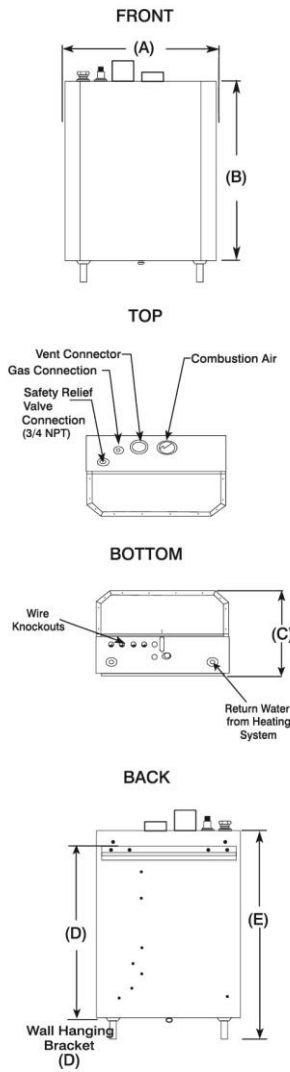
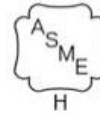
- Wall Mounted: Bracket included.
- Boiler Control Module: Automatic Low Voltage/Intermittent Direct Spark Ignition/Modulating with a 5:1 combustion turn down ratio. For multiple boiler applications - the control module can stage up to 16 boilers.
- User Display interface: Easy programming with text display. Outdoor Temperature Sensor included.
- Heat Exchanger: High grade 316L/444 Stainless Steel Fin Coil with Flame Sight Glass.
- Built-in Primary/Secondary Manifold Piping and Pump.
- Combustion: Gas Valve with Premix Venturi and Blower, Durable Stainless Steel Mesh Modulating Burner with 5:1 turn down ratio, Direct Spark Igniter, Flame Sensor and LP Conversion Kit included.
- Electrical: Low Voltage Terminal Strip, High Voltage Junction Box and Transformer.
- Other: Factory installed probe-type Low Water Cut Off with test feature, 30 PSI Safety Relief Valve, Temperature Pressure Gauge, Boiler Drain Valve and Condensate Drain with built in trap.



**VX SERIES**

NATURAL OR PROPANE  
MODULATING CONDENSING  
HOT WATER BOILER

150 psi  
MAWP



All VX models have an AFUE of 95% and meet the criteria for 2018 Most Efficient.



**General Information** (See IOM for complete instructions)

Clearances	Combustible Materials (Required) (1)		Service (2)	
	<b>(1) Required distances measured from boiler jacket.</b>	Top	0" (0 cm)	14" (36 cm)
Left Side		0" (0 cm)	0" (0 cm)	
Right Side		0" (0 cm)	0" (0 cm)	
Front		0" (0 cm)	6" (16 cm)	
Back		0" (0 cm)	0" (0 cm)	
Bottom		0" (0 cm)	12" (32 cm)	
<b>(2) Service, proper operation clearance recommended.</b>	Combustion Air/Vent Piping	0" (0 cm)	6" (16 cm)	
	Hot Wat. Piping	See Local Code	6" (16 cm)	
<b>Combustion Air &amp; Vent Pipe Equiv. Length</b>	(Schedule 40 PVC)			
	2" Pipe		3" Pipe	
	50	75/100	75/100	150/200
Min. Length	6 Ft. (1.8 m)	6 Ft. (1.8 m)	6 Ft. (1.8 m)	6 Ft. (1.8 m)
Max. Length	100 Ft. (30.5 m)	50 Ft. (15.2 m)	100 Ft. (30.5 m)	100 Ft. (30.5 m)

**Note: Refer to IOM and vent pipe manufacturer's instructions for equivalent vent lengths and alternate venting materials.**

Dimensions		
<b>Models</b>	050	150
	075	200
	100	
Width "A"	20"	23"
	508 mm	584 mm
Height "B"	27.75"	37.75"
	705 mm	959 mm
Depth "C"	14.75"	16.3"
	375 mm	414 mm
Bracket "D"	24.41"	35.6"
	620 mm	904 mm
Ht. w/Piping "E"	30.75"	40.75"
	781 mm	104 cm

Connections	Return/Supply Water	Gas In	Cond. Drain
<b>050/075/100</b>	3/4" Copper stub	1/2" NPT	3/4" NPT
<b>150/200</b>	1" Copper stub	3/4" NPT	3/4" NPT
<b>Electrical</b>	120 Volts AC, 60 hertz, 1 phase, Less than 12 amps (15 amp circuit recommended)		
<b>Water Content</b>	050/075/100 - 1.1 Gallons, 150/200 - 1.8 Gallons		

<b>VX SERIES CONTINUED</b>								
<b>(NATURAL GAS - LESS SYSTEM PUMP)</b>								
<b>BOILER MODEL</b>	<b>ITEM NUMBER</b>	<b>TRADE PRICE</b>	<b>INPUT (MBH) MAX/ MIN</b>	<b>HTG. CAP. (MBH)</b>	<b>AHRI NET (MBH)</b>	<b>AFUE RATING %</b>	<b>FLUE DIA.</b>	<b>BLR./ SHP WGT. LBS.</b>
VX-50	HVX105003500103	\$3,155	50/10	46	40	95	2"	91/111
VX-75	HVX107503500103	\$3,250	75/15	69	60	95	2"	91/111
VX-100	HVX110003500103	\$3,350	100/20	91	79	95	2"	91/111
VX-150	HVX115003500103	\$4,525	150/30	139	121	95	3"	157/182
VX-200	HVX120003500103	\$4,725	200/40	185	161	95	3"	157/182
<b>(NATURAL GAS - LESS SYSTEM PUMP - HIGH ALTITUDE)</b>								
<b>BOILER MODEL</b>	<b>ITEM NUMBER</b>	<b>TRADE PRICE</b>	<b>INPUT (MBH) MAX/ MIN</b>	<b>HTG. CAP. (MBH)</b>	<b>AHRI NET (MBH)</b>	<b>AFUE RATING %</b>	<b>FLUE DIA.</b>	<b>BLR./ SHP WGT. LBS.</b>
VX-50	HVX105003502103	\$3,155	50/10	46	40	95	2"	91/111
VX-75	HVX107503502103	\$3,250	75/15	69	60	95	2"	91/111
VX-100	HVX110003502103	\$3,350	100/20	91	79	95	2"	91/111
VX-150	HVX115003502103	\$4,525	150/30	139	121	95	3"	157/182
VX-200	HVX120003502103	\$4,725	200/40	185	161	95	3"	157/182
<b>(NATURAL GAS - TACO ECM PUMP)</b>								
<b>BOILER MODEL</b>	<b>ITEM NUMBER</b>	<b>TRADE PRICE</b>	<b>INPUT (MBH) MAX/ MIN</b>	<b>HTG. CAP. (MBH)</b>	<b>AHRI NET (MBH)</b>	<b>AFUE RATING %</b>	<b>FLUE DIA.</b>	<b>BLR./ SHP WGT. LBS.</b>
VX-50	HVX105003540103	\$3,289	50/10	46	40	95	2"	91/111
VX-75	HVX107503540103	\$3,384	75/15	69	60	95	2"	91/111
VX-100	HVX110003540103	\$3,484	100/20	91	79	95	2"	91/111
VX-150	HVX115003540103	\$4,659	150/30	139	121	95	3"	157/182
VX-200	HVX120003540103	\$4,859	200/40	185	161	95	3"	157/182

<b>VX SERIES CONTINUED</b>								
<b>(NATURAL GAS - TACO ECM PUMP - HIGH ALTITUDE)</b>								
<b>BOILER MODEL</b>	<b>ITEM NUMBER</b>	<b>TRADE PRICE</b>	<b>INPUT (MBH) MAX/ MIN</b>	<b>HTG. CAP. (MBH)</b>	<b>AHRI NET (MBH)</b>	<b>AFUE RATING %</b>	<b>FLUE DIA.</b>	<b>BLR./ SHP WGT. LBS.</b>
VX-50	HVX105003542103	\$3,289	50/10	46	40	95	2"	91/111
VX-75	HVX107503542103	\$3,384	75/15	69	60	95	2"	91/111
VX-100	HVX110003542103	\$3,484	100/20	91	79	95	2"	91/111
VX-150	HVX115003542103	\$4,659	150/30	139	121	95	3"	157/182
VX-200	HVX120003542103	\$4,859	200/40	185	161	95	3"	157/182
<b>(NATURAL GAS - GRUNDFOS PUMP)</b>								
<b>BOILER MODEL</b>	<b>ITEM NUMBER</b>	<b>TRADE PRICE</b>	<b>INPUT (MBH) MAX/ MIN</b>	<b>HTG. CAP. (MBH)</b>	<b>AHRI NET (MBH)</b>	<b>AFUE RATING %</b>	<b>FLUE DIA.</b>	<b>BLR./ SHP WGT. LBS.</b>
VX-50	HVX105003520103	\$3,289	50/10	46	40	95	2"	91/111
VX-75	HVX107503520103	\$3,384	75/15	69	60	95	2"	91/111
VX-100	HVX110003520103	\$3,484	100/20	91	79	95	2"	91/111
VX-150	HVX115003520103	\$4,659	150/30	139	121	95	3"	157/182
VX-200	HVX120003520103	\$4,859	200/40	185	161	95	3"	157/182
<b>(NATURAL GAS - GRUNDFOS PUMP - HIGH ALTITUDE)</b>								
<b>BOILER MODEL</b>	<b>ITEM NUMBER</b>	<b>TRADE PRICE</b>	<b>INPUT (MBH) MAX/ MIN</b>	<b>HTG. CAP. (MBH)</b>	<b>AHRI NET (MBH)</b>	<b>AFUE RATING %</b>	<b>FLUE DIA.</b>	<b>BLR./ SHP WGT. LBS.</b>
VX-50	HVX105003522103	\$3,289	50/10	46	40	95	2"	91/111
VX-75	HVX107503522103	\$3,384	75/15	69	60	95	2"	91/111
VX-100	HVX110003522103	\$3,484	100/20	91	79	95	2"	91/111
VX-150	HVX115003522103	\$4,659	150/30	139	121	95	3"	157/182
VX-200	HVX120003522103	\$4,859	200/40	185	161	95	3"	157/182
<b>VX SERIES - VENTING OPTIONS/ADDITIONAL EQUIPMENT</b>						<b>PN</b>	<b>TRADE</b>	
<b>(USE PARTS MULTIPLIER)</b>								
050 NATURAL TO LP AND LP TO NATURAL GAS CONVERSION KIT						550002303	\$47	
075 NATURAL TO LP AND LP TO NATURAL GAS CONVERSION KIT						550002304	\$47	
100 NATURAL TO LP AND LP TO NATURAL GAS CONVERSION KIT						550002305	\$47	
150 NATURAL TO LP AND LP TO NATURAL GAS CONVERSION KIT						550002306	\$47	
200 NATURAL TO LP AND LP TO NATURAL GAS CONVERSION KIT						550002307	\$47	
2" CONCENTRIC VENT KIT						29570	\$222	
3" CONCENTRIC VENT KIT						29571	\$222	
MULTIPLE BOILER SENSOR KIT						550002186	\$80	
FLOOR STAND KIT						240010266	\$599	

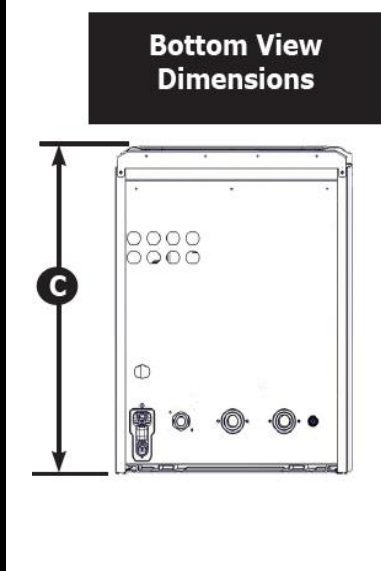
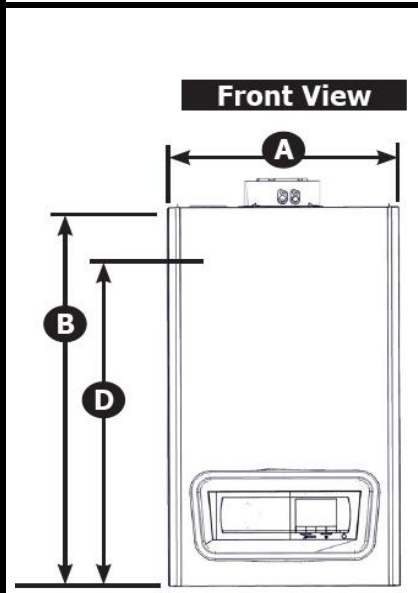
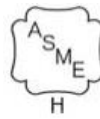
## VX SERIES - STANDARD EQUIPMENT

### **STANDARD EQUIPMENT:**

- Wall Mounted: Bracket included.
- Boiler Control Module: Automatic Low Voltage/Intermittent Direct Spark Ignition/Modulating with a 5:1 combustion turn down ratio. For multiple boiler applications - the control module can stage up to 16 boilers.
- User Display interface: Easy programming with text display. Outdoor Temperature Sensor included.
- Heat Exchanger: High grade 316L/444 Stainless Steel Fin Coil with Flame Sight Glass.
- Combustion: Gas Valve with Premix Venturi and Blower, Durable Stainless Steel Mesh Modulating Burner with 5:1 turn down ratio, Direct Spark Igniter, Flame Sensor.
- Electrical: Low Voltage Terminal Strip, High Voltage Junction Box and Transformer.
- Other: 30 PSI Safety Relief Valve, Temperature Pressure Gauge, Boiler Drain Valve and Condensate Drain with built in trap.

**DMG 240**

NATURAL OR PROPANE KIT  
 CONDENSING HOT WATER BOILER  
 WALL MOUNT OR FLOOR BASE  
 6.7:1 TURNDOWN RATIO



The DMG 240 has an AFUE of 95% and meets the criteria for 2018 Most Efficient and Primary/Secondary Manifold is Included



**General Information** (See IOM for complete instructions)

Clearances	Combustible Materials (Required) (1)		Service (2)
	Top	0" (0 mm)	
1) Required distances measured from boiler jacket.	Left Side	1-3/4" (45 mm)	1-3/4" (45 mm)
	Right Side	1-3/4" (45 mm)	1-3/4" (45 mm)
	Front	2" (51 mm)	17-3/4" (450 mm)
	Back	0" (0 mm)	0" (0 mm)
	Bottom	0" (0 mm)	*9-7/8" (250 mm)
	(2) Service, proper operation clearance recommended. (*) Allowance for Piping at the bottom of boiler not included	<b>Combustion Air/Vent Piping</b>	0" (0 mm)

<b>Connections DMG-240</b>	Gas Connection 3/4" NPT 1" NPT Heating System Supply & Return (without manifold) 1-1/2" Copper Stub Heating System Supply & Return (with manifold)
----------------------------	--

**Dimensions**

Model 240 - Physical Data	
Width "A"	17 - 3/4" 450 mm
Height "B"	31 - 1/16" 763 mm
Depth "C"	23" 585 mm
Bracket on Back "D"	15 - 7/8" 403.2 mm

<b>Water Content</b>	0.8 Gallons
----------------------	-------------

**Note: Refer to IOM and vent pipe manufacturer's instructions for equivalent vent lengths and alternate venting materials.**

<b>Electrical</b>	120 Volts AC, 60 hertz, 1 phase, Less than 12 amps (15 amp circuit recommended)
-------------------	---

<b>Shipping Weight</b>	145 lbs. (65.8kg)
------------------------	-------------------






DMG 240 CONTINUED								
(NATURAL GAS - LESS PRIMARY PUMP)								
BOILER MODEL	ITEM NUMBER	TRADE PRICE	INPUT RATE (MBH)	HTG. CAP. (MBH)	NET RATING WATER (MBH)	AFUE RATING %	VENTING COAXIAL	VENTING 2-PIPE
DMG-240	DMG124000600103	\$7,045	241,000	216,000	188,000	95	3" / 5"	3"
DMG 240 CONTINUED								
DMG 240 - VENTING OPTIONS/ADDITIONAL EQUIPMENT (USE PARTS MULTIPLIER)					PN	TRADE		
MANUAL RESET HIGH LIMIT KIT L4006E1109					550003322	\$235		
MANUAL RESET LWCO KIT					550003323	\$225		
CSD-1 KIT (INCLUDES HIGH LIMIT AND MANUAL RESET LWCO)					550003332	\$460		
COMMON VENTING CHECK VALVE KIT					550003354	\$330		
LP CONVERSION KIT					550003316	\$150		
OUTDOOR AIR SENSOR					BD710487302V	\$33		
DHW SENSOR KIT					550003189	\$72		
FLOOR BASE KIT					550003302	\$465		
DMG 240 - STANDARD EQUIPMENT								
<b><u>STANDARD EQUIPMENT:</u></b>								
<ul style="list-style-type: none"> <li>- Boiler Control Module: High Limit/Electronic Ignition Control.</li> <li>- User Display Interface: Digital Temperature Display with diagnostics and programmable settings.</li> <li>- Heat Exchanger: 316L Stainless Steel</li> <li>- Combustion: 6.7:1 Turndown, Stainless Steel Burner, Direct Spark Ignition, Combination Flame Sensor and Ignitor</li> <li>- Other: Assembled Boiler with Jacket, Built-In Boiler Loop Pump, 50 psi Relief Valve Low Water Pressure Sensor, Temperature/Pressure Gauge</li> </ul> <p>Optional: Outdoor Temperature Sensor, Indirect Tank Sensor, Floor Base Kit, CSD-1 Kits available (includes Manual Reset Low Water Cut Off and Manual Reset High Limit.).</p>								

\* Vent accessories listed on the next page.








**(USE PARTS MULTIPLIER FOR ALL OF THE FOLLOWING)**

**DMG 240 VENTING MATERIALS**


**COAXIAL VENTING**

<b>VENTING COAXIAL</b>	<b>DESCRIPTION</b>	<b>ITEM</b>	<b>TRADE PRICE</b>
	Coaxial Pipe 3.28' (1m) Long	KHG714088512	\$52
	Coaxial 90 Elbows	KHG714088712	\$28
	Coaxial 45 Elbows	KHG714088812	\$28
	Horizontal Vent Termination	KHG714088911	\$59
	Vertical Vent Termination	KHG714093512	\$83

**TWIN PIPE POLYPROPYLENE VENTING**

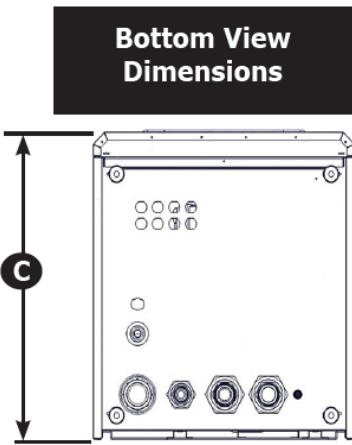
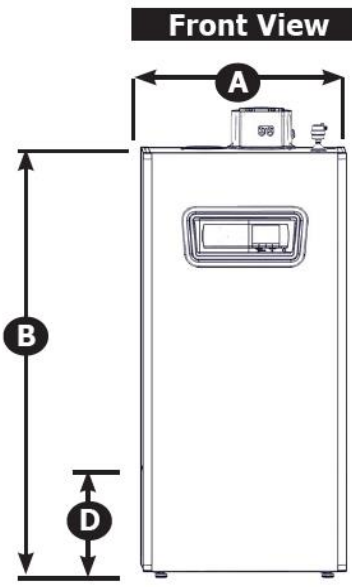
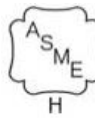
<b>POLYPROPYLENE VENTING</b>	<b>DESCRIPTION</b>	<b>ITEM</b>	<b>TRADE PRICE</b>
	Boiler Appliance Twin Pipe Adapters For Polypropylene	KHG714089010	\$36
	80mm Venting Clamp	550003416	\$34
	Polypropylene Pipe 3.28' (1m) Long	KUG714132610	\$16
	Polypropylene 90 Elbows	KUG714132410	\$11
	Polypropylene 45 Elbows	KUG714132310	\$11
	Horizontal Vent Termination	KUG714132010	\$18
	Vertical Vent Termination	KUG714132110	\$44

**TWIN PIPE CPVC UL1738 / S636 VENTING ADAPTER KIT**

	<b>DESCRIPTION</b>	<b>ITEM</b>	<b>TRADE PRICE</b>
	Boiler Appliance Twin Pipe Adapter Kit For 3" CPVC UL1738 / S636	550003403	\$100

**DMG 380**

NATURAL OR PROPANE KIT  
 CONDENSING HOT WATER BOILER  
 FLOOR STANDING BOILER  
 10.5:1 TURNDOWN RATIO



The DMG 380 has a Thermal Efficiency of 95% and Primary/Secondary Manifold is Included



**General Information** (See IOM for complete instructions)

Clearances	Combustible Materials (Required) (1)		Service (2)
	Top	0" (0 mm)	
1) Required distances measured from boiler jacket.	Left Side	1-3/4" (45 mm)	1-3/4" (45 mm)
	Right Side	1-3/4" (45 mm)	1-3/4" (45 mm)
	Front	2" (51 mm)	23-5/8" (600 mm)
	Back	0" (0 mm)	0" (0 mm)
	Bottom	0" (0 mm)	0" (0 mm)
(2) Service, proper operation clearance recommended.	Combustion Air/Vent Piping	0" (0 mm)	6" (160 mm)
Connections DMG-380	Gas Connection 1" NPT 1-1/2" NPT Heating System Supply & Return (without manifold) 1-1/2" Copper Stub Heating System Supply & Return (with manifold)		

Dimensions	
Model 380 - Physical Data	
Width "A"	23 - 5/8"
	600 mm
Height "B"	50"
	1270 mm
Depth "C"	23 - 1/2"
	648 mm
Bracket on Back "D"	11 - 3/4"
	298.5 mm

Water Content	4.6 Gallons
<b>Note: Refer to IOM and vent pipe manufacturer's instructions for equivalent vent lengths and alternate venting materials.</b>	
Electrical	120 Volts AC, 60 hertz, 1 phase, Less than 12 amps (15 amp circuit recommended)
Shipping Weight	255 lbs. (115.7kg)








DMG 380 CONTINUED								
(NATURAL GAS - LESS PRIMARY PUMP)								
BOILER MODEL	ITEM NUMBER	TRADE PRICE	INPUT RATE (MBH)	HTG. CAP. (MBH)	NET RATING WATER (MBH)	THERMAL EFF. %	VENTING COAXIAL	VENTING 2-PIPE
DMG-380	DMG138000600103	\$8,900	379,000	348,000	303,000	95	4" / 6"	4"
DMG 380 CONTINUED								
DMG 380 - VENTING OPTIONS/ADDITIONAL EQUIPMENT (USE PARTS MULTIPLIER)					PN	TRADE		
MANUAL RESET HIGH LIMIT KIT L4006E1109					550003322	\$235		
MANUAL RESET LWCO KIT					550003323	\$225		
CSD-1 KIT (INCLUDES HIGH LIMIT AND MANUAL RESET LWCO)					550003332	\$460		
COMMON VENTING CHECK VALVE KIT					550003354	\$330		
LP CONVERSION KIT					550003317	\$150		
OUTDOOR SENSOR					BD710487302V	\$33		
DHW SENSOR KIT					550003189	\$72		
DMG 380 - STANDARD EQUIPMENT								
<b><u>STANDARD EQUIPMENT:</u></b>								
<ul style="list-style-type: none"> <li>- Boiler Control Module: High Limit/Electronic Ignition Control.</li> <li>- User Display Interface: Digital Temperature Display with diagnostics and programmable settings.</li> <li>- Heat Exchanger: 316L Stainless Steel</li> <li>- Combustion: 10.5:1 Turndown, Stainless Steel Burner, Direct Spark Ignition, Combination Flame Sensor and Ignitor</li> <li>- Other: Assembled Boiler with Jacket, Built-In Boiler Loop Pump, 50 psi Relief Valve Low Water Pressure Sensor, Temperature/Pressure Gauge</li> </ul> <p>Optional: Outdoor Temperature Sensor, Indirect Tank Sensor, CSD-1 Kits available (includes Manual Reset Low Water Cut Off and Manual Reset High Limit.).</p>								

\* Vent accessories listed on the next page.







**(USE PARTS MULTIPLIER FOR ALL OF THE FOLLOWING)**

**DMG 380 VENTING MATERIALS**


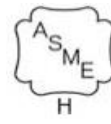
**COAXIAL VENTING**

<b>VENTING COAXIAL</b>	<b>DESCRIPTION</b>	<b>ITEM</b>	<b>TRADE PRICE</b>
	Coaxial Pipe 3.28' (1m) Long	KUG714133811	\$107
	Coaxial 90 Elbows	KUG714133611	\$77
	Coaxial 45 Elbows	KUG714133511	\$77
	Horizontal Vent Termination	KUG714133311	\$218
	Vertical Vent Termination	KUG714133411	\$278

**TWIN PIPE POLYPROPYLENE VENTING**

<b>POLYPROPYLENE VENTING</b>	<b>DESCRIPTION</b>	<b>ITEM</b>	<b>TRADE PRICE</b>
	Boiler Appliance Twin Pipe Adapters For 4" UL1738 / S636	BD7106314V	\$118
	Polypropylene Pipe 3.28' (1m) Long	KUG714133210	\$30
	Polypropylene 90 Elbows	KUG714133010	\$19
	Polypropylene 45 Elbows	KUG714132910	\$19
	Horizontal Vent Termination	KUG714132710	\$111
	Vertical Vent Termination	KUG714132810	\$101

**DCB/DCC**  
**NATURAL OR PROPANE**  
**SPACE HEATING AND COMBI**



All DCB models have an AFUE of 95% and meet the criteria for 2018 Most Efficient and Primary/Secondary Manifold is included



**General Information (See IOM for complete instructions)**

Clearances	Combustible Materials (Required) (1)		Service (2)
	1) Required distances measured from boiler.	Top	0" (0 cm)
Left Side		1.77" (4.5 cm)	1.77" (4.5 cm)
Right Side		1.77" (4.5 cm)	1.77" (4.5 cm)
Front		1.57" (4.0 cm)	17.70" (45 cm)
Back		0" (0 cm)	0" (0 cm)
Bottom		0" (0 cm)	9.84" (25 cm)
(2) Service, proper operation clearance recomm.	Combustion Air/Vent Piping	0" (0 cm)	N/A

**Note: Boiler requires special venting - Use only venting systems that have been approved. Refer to Page 14**






Coaxial Venting	2-pipe Polypropylene venting- Boiler Adapter Kit Required	2-pipe CPVC UL1738/ULC S636 Boiler Adapter Kit Required

Dimensions			Combustion Air & Vent Pipe Max. Equivalent Lengths	DCC & DCB		DCC & DCB		DCC & DCB	
Models	DCC-150	DCB-125		Feet (Ft)	Meters (m)	Feet (Ft)	Meters (m)	Feet (Ft)	Meters (m)
Width	17-23/32"	17-23/32"	32.8 Ft.	10 m	196.8 Ft. Combined	60 m	196.8 Ft. Combined	60 m	
Height	30"	30"			Intake Air can not exceed 49.2 Ft	15 m	Intake Air can not exceed 49.2 Ft	15 m	
Depth	13-19/32"	13-19/32"	Connections		Return/Supply Water		Gas In		
Weight (lbs)	103	102	DCC-150 & DCB-125		3/4" SWT		3/4" FPT		
			DCC-150 DHW		1/2" SWT				
Electrical			120 Volts AC, 60 hertz, 1 phase, Less than 12 amps (15 amp circuit recommended)						
Water Content			125/150 - 0.95 Gallons						








<b>(NATURAL AND LP GAS - LESS SYSTEM PUMP, COMBI OR HEATING ONLY)</b>								
<b>BOILER MODEL</b>	<b>ITEM NUMBER</b>	<b>TRADE PRICE</b>	<b>INPUT RATE (MBH)</b>	<b>HTG. CAP. (MBH)</b>	<b>AHRI NET (MBH)</b>	<b>AFUE RATING %</b>	<b>VENTING COAXIAL</b>	<b>VENTIN G 2- PIPE</b>
<b>Space Heating Model</b>								
DCB125	DCB112503600103	\$2,730	126	113	98	95.0	3.93"	3"
<b>Combi Model</b>								
DCC150	DCC115003600103	\$2,915	126	113	98	95.0	3.93"	3"
<b>Central Heating Mode</b>								
<b>Domestic Hot Water Mode</b>			153	136	N/A			
<b>(NATURAL AND LP GAS - WITH TACO ECM SYSTEM PUMP, COMBI OR HEATING ONLY)</b>								
<b>BOILER MODEL</b>	<b>ITEM NUMBER</b>	<b>TRADE PRICE</b>	<b>INPUT RATE (MBH)</b>	<b>HTG. CAP. (MBH)</b>	<b>AHRI NET (MBH)</b>	<b>AFUE RATING %</b>	<b>VENTING COAXIAL</b>	<b>VENTIN G 2- PIPE</b>
<b>Space Heating Model</b>								
DCB125	DCB112503640103	\$2,868	126	113	98	95.0	3.93"	3"
<b>Combi Model</b>								
DCC150	DCC115003640103	\$3,053	126	113	98	95.0	3.93"	3"
<b>Central Heating Mode</b>								
<b>Domestic Hot Water Mode</b>			153	136	N/A			
<b>(NATURAL AND LP GAS - WITH GRUNDFOS SYSTEM PUMP, COMBI OR HEATING ONLY)</b>								
<b>BOILER MODEL</b>	<b>ITEM NUMBER</b>	<b>TRADE PRICE</b>	<b>INPUT RATE (MBH)</b>	<b>HTG. CAP. (MBH)</b>	<b>AHRI NET (MBH)</b>	<b>AFUE RATING %</b>	<b>VENTING COAXIAL</b>	<b>VENTIN G 2- PIPE</b>
<b>Space Heating Model</b>								
DCB125	DCB112503620103	\$2,868	126	113	98	95.0	3.93"	3"
<b>Combi Model</b>								
DCC150	DCC115003620103	\$3,053	126	113	98	95.0	3.93"	3"
<b>Central Heating Mode</b>								
<b>Domestic Hot Water Mode</b>			153	136	N/A			
<b>DCB/DCC - STANDARD EQUIPMENT</b>								
<p><b><u>STANDARD EQUIPMENT:</u></b></p> <ul style="list-style-type: none"> <li>-Boiler Control Module: High Limit/Electronic Ignition Control.</li> <li>-User Display Interface: Digital Temperature Display with diagnostics and programmable settings.</li> <li>-Heat Exchanger: Stainless Steel</li> <li>-3-Way Water Diverting Valve</li> </ul> <p>Combustion: Automatically modulating gas valve with 5.7:1 Turndown for CH &amp; 7:1 for DHW, Stainless Steel Burner, Direct Spark Ignition, Separate Flame Sensor, 100% shutoff.</p> <p>-Other: Assembled Boiler with Jacket, Induced Draft Fan, Circulator Pump, 30psi Relief Valve, Low Water Pressure Switch, Air Pressure Switch, Temperature/Pressure Gauge.</p> <p>DCC-150 DHW Model: Domestic Hot Water (DHW) Brazed Plate: Stainless Steel with 3.5 GPM @ 70° F</p>								

\* Please note: These boilers require vent accessories on the next page


**(USE PARTS MULTIPLIER FOR ALL OF THE FOLLOWING)****DCB/DCC VENTING MATERIALS****COAXIAL VENTING**

<b>VENTING COAXIAL</b>	<b>DESCRIPTION</b>	<b>ITEM</b>	<b>TRADE PRICE</b>
	Coaxial Pipe 3.28' (1m) Long	KUG714059511	\$36
	Coaxial 90 Elbows	KUG714059711	\$27
	Coaxial 45 Elbows	KUG714059811	\$27
	Horizontal Vent Termination	KUG714059611	\$45
	Vertical Vent Termination	KUG714135812	\$106

**TWIN PIPE POLYPROPYLENE VENTING**

<b>POLYPROPYLENE VENTING</b>	<b>DESCRIPTION</b>	<b>ITEM</b>	<b>TRADE PRICE</b>
	Boiler Appliance Twin Pipe Adapters For Polypropylene	KHG714059113	\$16
	80mm Venting Clamp	550003416	\$34
	Polypropylene Pipe 3.28' (1m) Long	KUG714132610	\$16
	Polypropylene 90 Elbows	KUG714132410	\$11
	Polypropylene 45 Elbows	KUG714132310	\$11
	Horizontal Vent Termination	KUG714132010	\$18
	Vertical Vent Termination	KUG714132110	\$44

**TWIN PIPE CPVC UL1738 / S636 VENTING ADAPTERS**

	<b>DESCRIPTION</b>	<b>ITEM</b>	<b>TRADE PRICE</b>
	Boiler Appliance Twin Pipe Adapters For 3" CPVC UL1738 / S636	550003184	\$53

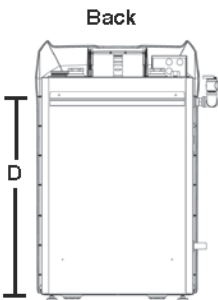
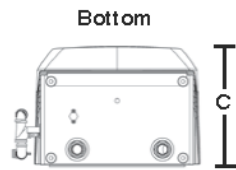
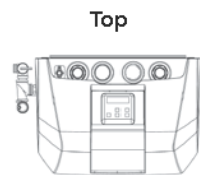
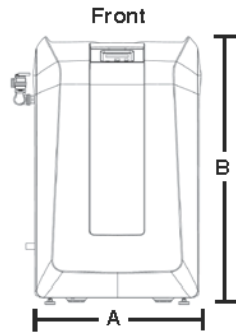
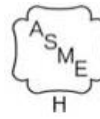
**OPTIONAL ITEMS**

	<b>PN</b>	<b>TRADE PRICE</b>
<b>OUTSIDE AIR SENSOR</b>	BD710487302V	\$33
<b>DHW SENSOR KIT</b>	550003189	\$72
<b>FLOOR STAND KIT</b>	240010266	\$599

**97GB SERIES**

NATURAL OR PROPANE  
MODULATING CONDENSING  
HOT WATER BOILER  
FLOOR/WALL MOUNT

150 psi  
MAWP



Floor Mount Capable



**General Information** (See IOM for complete instructions)

Clearances	Combustible Materials (Required) (1)		Service (2)
	1) Required distances measured from boiler.	Top	0" (0 cm)
Left Side		6" (16 cm)	6" (16 cm)
Right Side		0" (0 cm)	1-1/2" (4 cm)
Front		0" (0 cm)	6" (16 cm)
Back		0" (0 cm)	0" (0 cm)
Bottom		0" (0 cm)	12" (32 cm) for Bottom Piped
(2) Service, proper operation clearance recommended.	Combustion Air/Vent Piping	0" (0 cm)	6" (16 cm)
	(Schedule 40 PVC)		
Combustion Air & Vent Pipe Equiv. Length	2" Pipe	3" Pipe	
	075/100	075/100	
Min. Length	6 Ft.	6 Ft.	
	(1.8 m)	(1.8 m)	
Max. Length	50 Ft.	100 Ft.	
	(15.2 m)	(30.5 m)	

**Dimensions**

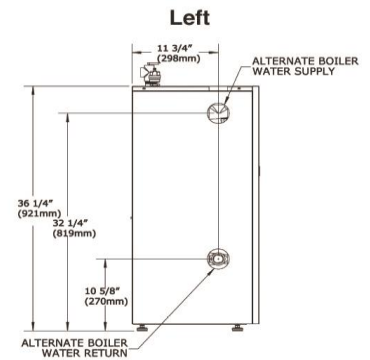
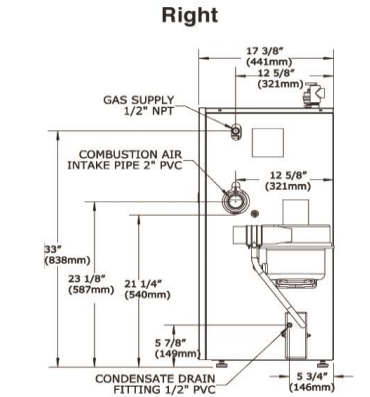
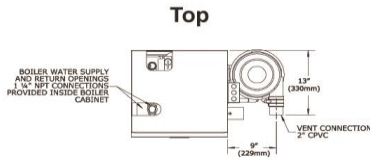
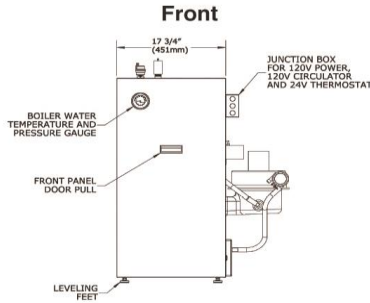
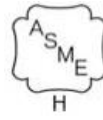
Models	075/100
Width "A"	22-1/16" (560 mm)
Height "B"	35-5/8" (905 mm)
Depth "C"	16-3/16" (411 mm)
Bracket "D"	27-1/2" (969 mm)

**Note: Refer to IOM and vent pipe manufacturer's instructions for equivalent vent lengths and alternate venting materials.**

Connections	Return/Supply Water	Gas In	Cond. Drain
075/100	1-1/4" NPT	1/2" NPT	3/4" MPT
Electrical	120 Volts AC, 60 hertz, 1 phase, Less than 12 amps (15 amp circuit recommended)		
Water Content	075/100 - 1.1 Gallons		

97GB SERIES CONTINUED								
(NATURAL GAS - LESS SYSTEM PUMP)								
BOILER MODEL	ITEM NUMBER	TRADE PRICE	INPUT (MBH) MAX/ MIN	HTG. CAP. (MBH)	AHRI NET (MBH)	AFUE RATING %	FLUE DIA.	BLR./ SHP WGT. LBS.
ECR97-075	ECR97A075N000DK	\$3,900	75	15	60	95	2" or 3"	140
ECR97-100	ECR97A100N000DK	\$4,080	100	20	79	95	2" or 3"	140
(NATURAL GAS - WITH TACO ECM SYSTEM PUMP)								
BOILER MODEL	ITEM NUMBER	TRADE PRICE	INPUT (MBH) MAX/ MIN	HTG. CAP. (MBH)	AHRI NET (MBH)	AFUE RATING %	FLUE DIA.	BLR./ SHP WGT. LBS.
ECR97-075	ECR97A075N400DK	\$4,034	75	15	60	95	2" or 3"	140
ECR97-100	ECR97A100N400DK	\$4,224	100	20	79	95	2" or 3"	140
(NATURAL GAS - WITH GRUNDFOS SYSTEM PUMP)								
BOILER MODEL	ITEM NUMBER	TRADE PRICE	INPUT (MBH) MAX/ MIN	HTG. CAP. (MBH)	AHRI NET (MBH)	AFUE RATING %	FLUE DIA.	BLR./ SHP WGT. LBS.
ECR97-075	ECR97A075N300DK	\$4,034	75	15	60	95	2" or 3"	140
ECR97-100	ECR97A100N300DK	\$4,224	100	20	79	95	2" or 3"	140
97GB SERIES CONTINUED								
97GB SERIES - VENTING OPTIONS/ADDITIONAL EQUIPMENT (USE PARTS MULTIPLIER)						PN	TRADE	
ECR97 075 GAS CONVERSION KIT (NAT. TO LP AND LP TO NAT.)						550002171	\$50	
ECR97 100 GAS CONVERSION KIT (NAT. TO LP AND LP TO NAT.)						550002172	\$40	
2" CONCENTRIC VENT KIT						29570	\$222	
3" CONCENTRIC VENT KIT						29571	\$222	
MULTIPLE BOILER SENSOR KIT						550002186	\$80	
97GB SERIES - STANDARD EQUIPMENT								
<b><u>STANDARD EQUIPMENT:</u></b>								
<ul style="list-style-type: none"> <li>- Mounting Floor/Wall: Leveling Legs and Wall Bracket both included.</li> <li>- Boiler Control Module: Automatic Low Voltage/Intermittent Power Reset. Controls up to 16 boilers for multiple boiler applications.</li> <li>- User Display interface: Easy programming with text display. Remote mount option utilizes standard thermostat conductor wiring.</li> <li>- Heat Exchanger: High grade 316L/444 Stainless Steel Fin Coil with Flame Sight Glass. Built-in Primary/Secondary Manifold Piping and Pump.</li> <li>- Combustion: Gas Valve with Premix Venturi and Blower, Durable Stainless Steel Mesh Burner, Direct Spark Igniter, Flame Sensor and LP Conversion Kit included.</li> <li>- Electrical: Detachable Low Voltage Terminal Strip, High Voltage Junction Box, Transformer, Lighted Power Switch and Auxiliary Service Power Outlet.</li> <li>- Other: Low Water Cut Off with test feature, Outdoor Temperature Reset, 30 PSI Safety Relief Valve, Boiler Drain Valve and Condensate Drain with built in trap.</li> </ul>								

**Q90-100 SERIES IV**  
**NATURAL OR PROPANE**  
**CONDENSING HOT**  
**WATER BOILER**



**General Information** (See IOM for complete instructions)

Clearances	Combustible Materials (Required) (1)				Service (2)	
	(1) Required distances measured from boiler.	<b>Top</b>		1" (26 mm)	8" (204 mm)	
<b>Left Side</b>		1" (26 mm)	N/A			
<b>Right Side</b>		11" (280 mm)	N/A			
<b>Base</b>		1" (26 mm)	N/A			
<b>Front</b>		1" (26 mm)	24" (610 mm)			
<b>Back</b>		1" (26 mm)	N/A			
(2) Service, proper operation clearance recommendation.	<b>Combustion Air/Vent Piping</b>		0" (0 mm)	N/A		
<b>Combustion Air &amp; Vent Pipe Equivalent Length (Schedule 40 PVC)</b>	<b>Min. Length</b>	2" Pipe	2" Pipe	3" Pipe	3" Pipe	
		050	100	050	100	
	<b>Max. Length</b>	075		075		
		2 Ft.	2 Ft.	20 Ft.	15 Ft.	
		(.61 m)	(.61 m)	(6.09 m)	(4.57 m)	
	26 Ft.	21 Ft.	112 Ft.	92 Ft.		
	(7.92 m)	(6.40 m)	(34.14 m)	(28.04 m)		
Note: Refer to IOM and vent pipe manufacturer's instructions for equivalent vent lengths and alternate venting materials.						
<b>Connections</b>	<b>Return/Supply Water</b>		<b>Gas In</b>	<b>Condensate Drain</b>		
<b>Dimensions</b>	<b>050/075/100</b>		1-1/4" NPT	1/2" NPT	1/2" CPVC Stub	
Width	17-3/4" (451 mm)		<b>Electrical</b> 120 Volts AC, 60 hertz, 1 phase, Less than 12 amps (15 amp circuit recommended)			
Height	36-1/4" (921 mm)					
Depth	17-3/8" (441 mm)					
	<b>Water Content</b>	050/075/100 - 2.6 Gallons				



Q90-100 SERIES IV CONTINUED								
(NATURAL GAS - LESS SYSTEM PUMP)								
BOILER MODEL	ITEM NUMBER	TRADE PRICE	INPUT (MBH)	HTG. CAP. (MBH)	AHRI NET (MBH)	AFUE RATING %	FLUE DIA.	SHIP WGT.
Q90-50	Q90205003200403	\$3,149	50	45	39	90	2" or 3"	256
Q90-75	Q90207503200403	\$3,149	75	68	59	90	2" or 3"	256
Q90-100	Q90210003200403	\$3,149	100	90	78	90	2" or 3"	256
(NATURAL GAS - WITH TACO ECM SYSTEM PUMP)								
BOILER MODEL	ITEM NUMBER	TRADE PRICE	INPUT (MBH)	HTG. CAP. (MBH)	AHRI NET (MBH)	AFUE RATING %	FLUE DIA.	SHIP WGT.
Q90-50	Q90205003240403	\$3,214	50	45	39	90	2" or 3"	256
Q90-75	Q90207503240403	\$3,214	75	68	59	90	2" or 3"	256
Q90-100	Q90210003240403	\$3,214	100	90	78	90	2" or 3"	256
(NATURAL GAS - WITH GRUNDFOS SYSTEM PUMP)								
BOILER MODEL	ITEM NUMBER	TRADE PRICE	INPUT (MBH)	HTG. CAP. (MBH)	AHRI NET (MBH)	AFUE RATING %	FLUE DIA.	SHIP WGT.
Q90-50	Q90205003220403	\$3,214	50	45	39	90	2" or 3"	256
Q90-75	Q90207503220403	\$3,214	75	68	59	90	2" or 3"	256
Q90-100	Q90210003220403	\$3,214	100	90	78	90	2" or 3"	256
(LP GAS - LESS SYSTEM PUMP)								
BOILER MODEL	ITEM NUMBER	TRADE PRICE	INPUT (MBH)	HTG. CAP. (MBH)	AHRI NET (MBH)	AFUE RATING %	FLUE DIA.	SHIP WGT.
Q90-50	Q90205013200403	\$3,149	50	45	39	90	2" or 3"	256
Q90-75	Q90207513200403	\$3,149	75	68	59	90	2" or 3"	256
Q90-100	Q90210013200403	\$3,149	100	90	78	90	2" or 3"	256
(LP GAS - WITH TACO ECM SYSTEM PUMP)								
BOILER MODEL	ITEM NUMBER	TRADE PRICE	INPUT (MBH)	HTG. CAP. (MBH)	AHRI NET (MBH)	AFUE RATING %	FLUE DIA.	SHIP WGT.
Q90-50	Q90205013240403	\$3,214	50	45	39	90	2" or 3"	256
Q90-75	Q90207513240403	\$3,214	75	68	59	90	2" or 3"	256
Q90-100	Q90210013240403	\$3,214	100	90	78	90	2" or 3"	256
(LP GAS - WITH GRUNDFOS SYSTEM PUMP)								
BOILER MODEL	ITEM NUMBER	TRADE PRICE	INPUT (MBH)	HTG. CAP. (MBH)	AHRI NET (MBH)	AFUE RATING %	FLUE DIA.	SHIP WGT.
Q90-50	Q90205013220403	\$3,214	50	45	39	90	2" or 3"	256
Q90-75	Q90207513220403	\$3,214	75	68	59	90	2" or 3"	256
Q90-100	Q90210013220403	\$3,214	100	90	78	90	2" or 3"	256

(USE PARTS MULTIPLIER FOR ALL OF THE FOLLOWING)	PN	TRADE
CONCENTRIC VENT KIT 3"	29571	\$222
CONCENTRIC VENT KIT 2"	29570	\$222
<b>ARGO AMB MULTIPLE BOILER CONTROL (INCLUDES OUTDOOR RESET, PRIORITY OVERRIDE, LEAD BOILER RUN TIME ROTATION):</b>		
<b>AMB8A TO ALLOW STAGE FIRING OF UP TO 8 BOILERS</b>	<b>AMB8AD</b>	<b>\$1,000</b>
CONVERSION KIT NAT. TO LP Q90-50 (Series IV) 0' - 10,000'	550002631	\$77
CONVERSION KIT NAT. TO LP Q90-75 (Series IV) 5,000' - 10,000'	550002629	\$77
CONVERSION KIT NAT. TO LP Q90-75 (Series IV) 0' - 5,000'	550002630	\$77
CONVERSION KIT NAT. TO LP Q90-100 (Series IV) 0' - 10,000'	550002700	\$77
CONVERSION KIT LP TO NAT. Q90-50 (Series IV) 0' - 10,000'	550002635	\$77
CONVERSION KIT LP TO NAT. Q90-75 (Series IV) 0' - 10,000'	550002634	\$77
CONVERSION KIT LP TO NAT. Q90-100 (Series IV) 0' - 10,000'	550002701	\$77
2" CPVC 45° ELBOW (Q90-100 Series)	14631702	\$38
2" CPVC 90° ELBOW (Q90-100 Series)	240009663	\$27
2" CPVC TEE, SCHEDULE 80 (Q90-100 Series)	240006819	\$37
2" CPVC COUPLING (Q90-100 Series)	240006822	\$24
FILL-TROL #110 FOR WATER BOILERS 150 MBH OR LESS	14624002	\$297
FILL-TROL #111 FOR WATER BOILERS OVER 150 MBH	14624003	\$400

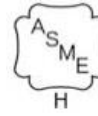
**Q90-100 SERIES IV - STANDARD EQUIPMENT**

**STANDARD EQUIPMENT:**

- Boiler Control Module: HSI Integrated Boiler Control
- Combination Hydrolevel High Limit with LWCO with boiler water temperature reset feature
- Heat Exchanger: Cast Aluminum Heat Exchanger
- Combustion: Stainless Steel Premix Burner
- Induced Draft Blower with adjustable exhaust (front, right side or rear), Inducer Motor Assembly, includes 5' schedule 80 2" CPVC and CPVC Tee
- Electrical: Junction Box, Transformer and Wiring Harness
- Textured painted steel jacket
- Other: Temperature/Pressure Gauge, 30 PSI Safety Relief Valve, Pressure Switch(es), Low Profile Condensate Trap and Air Vent

**DWB SERIES**

NATURAL OR PROPANE  
 MODULATING 3:1  
 SPACE HEATING ONLY & COMBI  
 (CHIMNEY/SIDEWALL VENTED)

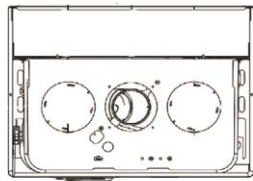


**DWB Combi Unit  
 (CCB-150) Shown**

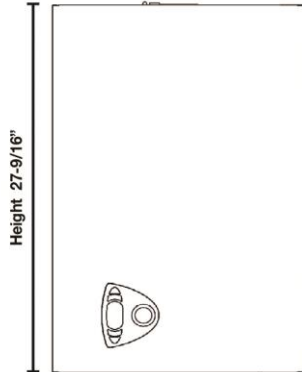
See IOM for dimensions  
 on other models.

TOP

Width 17-23/32"




FRONT



SIDE

Depth 13"



Primary/Secondary Manifold is Included



**General Information** (See IOM for complete instructions)

Clearances		Combustible Materials (Required) <sup>(1)</sup>	Service <sup>(1) (2)</sup>
		(1) Required distances measured from boiler jacket. (2) Service, proper operation clearance recommendation.	<b>Top</b>
<b>Left Side</b>	0" (0 cm)		1" (3 cm)
<b>Right Side</b>	0" (0 cm)		1" (3 cm)
<b>Front</b>	0" (0 cm)		1" (3 cm)
<b>Back</b>	0" (0 cm)		0" (0 cm)
<b>Bottom</b>	0" (0 cm)		12" (30 cm)
<b>Combustion Air/Vent Piping</b>	0" (0 cm)		3/8" (1 cm)
<b>Vent Piping</b>	6" (15 cm)		6" (15 cm)

Connections	
CCB-150	Return/Supply Water 1", Gas In 3/4" NPT, Domestic Hot Water Inlet/Outlet 3/4" NPT
CHB-100, CHB-130 & CHB-150	Return/Supply Water 1", Gas In 3/4" NPT, Indirect Tank 3/4" NPT
<b>Electrical</b>	120 Volts AC, 60 hertz, 1 phase, Less than 12 amps (15 amp circuit recommended)
<b>Water Content</b>	CCB-150/CHB-150 - .396 Gallons, CHB-130 - .317 Gallons, CHB-100 - .211 Gallons

Dimensions			
Model	Width	Height	Depth
CCB-150/CHB-150	17-23/32"	27-9/16"	13"
CHB-130	15-3/4"	27-9/16"	13"
CHB-100	15-3/4"	27-9/16"	13"

**DWB SERIES CONTINUED**

**(NATURAL GAS - LESS SYSTEM PUMP, COMBI WITH DOMESTIC HOT WATER)**

BOILER MODEL	ITEM NUMBER	TRADE PRICE	INPUT RATE (MBH)	HTG. CAP. (MBH)	AHRI NET (MBH)	AFUE RATING %	CHIMNEY CAT. I (Min. Size)	SIDE-WALL CAT. III	SHIP WGT.
CCB150	CCB0150000103	\$2,142	150	127	110	85.0	4"	3"	78

**(NATURAL GAS - LESS SYSTEM PUMP, SPACE HEATING ONLY)**

BOILER MODEL	ITEM NUMBER	TRADE PRICE	INPUT RATE (MBH)	HTG. CAP. (MBH)	AHRI NET (MBH)	AFUE RATING %	CHIMNEY CAT. I (Min. Size)	SIDE-WALL CAT. III	SHIP WGT.
CHB100	CHB0100000103	\$1,658	100	85	73	85.0	4"	3"	65
CHB130	CHB0130000103	\$1,839	130	110	96	85.0	4"	3"	69
CHB150	CHB0150000103	\$1,945	150	130	110	85.0	4"	3"	73

**(USE PARTS MULTIPLIER FOR ALL OF THE FOLLOWING)**

	PN	TRADE
NATURAL TO LP CONVERSION KIT (CCB150 & CHB150)	FE3980C150	\$68
NATURAL TO LP CONVERSION KIT (CHB130)	FE3980B950	\$65
NATURAL TO LP CONVERSION KIT (CHB100)	FE3980C300	\$61
DIRECT VENT KIT	5612601	\$145
OUTSIDE AIR SENSOR	FE013018X0	\$30
DHW SENSOR KIT	550002958	\$55
FLOOR STAND KIT	240010266	\$599
CHB 100/130 FLOOR BASE KIT	550003450	\$280
CCB/CHB 150 FLOOR BASE KIT	550003451	\$280

**DWB SERIES - STANDARD EQUIPMENT**

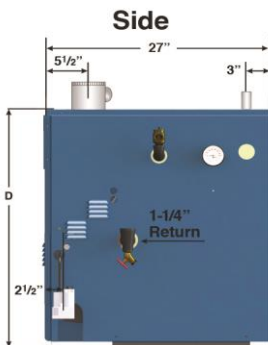
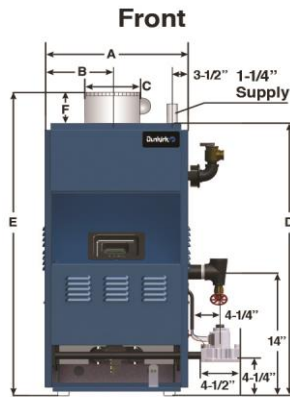
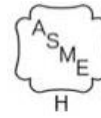
**DWB on Floor Base**

**STANDARD EQUIPMENT:**

- Boiler Control Module: High Limit/Electronic Ignitional Control.
- User Display Interface: Digital Temperature Display with diagnostics and programmable settings.
- Heat Exchanger: Copper Fin Tube.  
(CCB-150 combination boiler includes a stainless steel brazed plate heat exchanger - 3.6 gpm at 70°F Temperature Rise, 6.3 gpm at 40°F Temperature Rise)
- Valve: 3-Way Water Diverting Valve
- Combustion: Completely Installed and Wired Modulating Gas Control System (100% to 33%) with Stainless Steel Burners and Manifold consisting of: Automatic Modulating Gas Valve, Direct Spark Ignition Control, 100% Shut Off, Combination Spark Electrode/Flame Sensor.
- Safety: Pressure Switch (vent safety shutoff).
- Other: Assembled Boiler with Jacket, Induced Draft Fan, Combination Temperature/ Pressure Gauge, Circulator Pump. Gas Shut Off Valve and Field installed - 30lb. ASME Relief Valve.



**DXL SERIES**  
 NATURAL OR PROPANE  
 HOT WATER BOILER  
 CHIMNEY VENTED  
 (ENCLOSED CONTROLS)



Note: For sizes greater than 200 MBH, utilize WPSB Boilers.

**General Information** (See IOM for complete instructions)

Clearances	Combustible Materials (Required) (1)	
	(1) Required distances measured from boiler.	Top
	Front	Alcove*
	Flue Connector	6" (152 mm)
	Rear	4" (102 mm)
	Right Side	9" (229 mm)
	Other Side	3" (76 mm)

\*Definition of Alcove is three sided space with no wall in front of boiler. ANSI standard for alcove is 18 inches from appliance to leading edge of side walls as shown in IOM.

Connections	Return/Supply Water	Gas In 050/075/100/125/150	Gas In 170/200
All Models	1-1/4" NPT	1/2" NPT	3/4" NPT

**Electrical** 120 Volts AC, 60 hertz, 1 phase, Less than 12 amps (15 amp circuit recommended)

**Water Content** 50 - 2.4 Gallons, 75/100 - 4.0 Gallons, 125/150 - 5.6 Gallons, 170/200 - 7.2 Gallons

**Dimensions**

Model	A	B	C	D	E	F
DXL-50	11-1/8"	5-1/2"	4"	30-3/4"	36-3/4"	6"
DXL-75	15"	7-1/2"	5"	30-3/4"	36-3/4"	6"
DXL-100	15"	7-1/2"	6"	30-3/4"	37-1/4"	6-1/2"
DXL-125	18-7/8"	9-1/2"	6"	30-3/4"	37-1/4"	6-1/2"
DXL-150	18-7/8"	9-1/2"	7"	30-3/4"	37-3/4"	7"
DXL-170	22-3/4"	11-1/2"	7"	30-3/4"	38-3/4"	7"
DXL-200	22-3/4"	11-1/2"	8"	30-3/4"	38-3/4"	8"

DXL SERIES CONTINUED								
(NATURAL GAS - LESS SYSTEM PUMP)								
BOILER MODEL	ITEM NUMBER	TRADE PRICE	INPUT (MBH)	HTG. CAP. (MBH)	AHRI NET (MBH)	AFUE RATING %	FLUE DIA.	SHIP WGT.
DXL-50	DXL205003200203	\$1,965	50	42	37	83.5	4"	205
DXL-75	DXL307503200203	\$2,206	75	63	55	83.1	5"	253
DXL-100	DXL310003200203	\$2,309	100	83	72	83.0	6"	253
DXL-125	DXL412503200203	\$2,509	125	104	90	82.0	6"	315
DXL-150	DXL415003200203	\$2,612	150	124	108	83.0	7"	315
DXL-170	DXL517003200203	\$3,079	170	139	121	82.0	7"	377
DXL-200	DXL520003200203	\$3,266	200	165	143	82.0	8"	377
(NATURAL GAS - WITH TACO ECM SYSTEM PUMP)								
BOILER MODEL	ITEM NUMBER	TRADE PRICE	INPUT (MBH)	HTG. CAP. (MBH)	AHRI NET (MBH)	AFUE RATING %	FLUE DIA.	SHIP WGT.
DXL-50	DXL205003240203	\$2,037	50	42	37	83.5	4"	205
DXL-75	DXL307503240203	\$2,279	75	63	55	83.1	5"	253
DXL-100	DXL310003240203	\$2,382	100	83	72	83.0	6"	253
DXL-125	DXL412503240203	\$2,582	125	104	90	82.0	6"	315
DXL-150	DXL415003240203	\$2,685	150	124	108	83.0	7"	315
DXL-170	DXL517003240203	\$3,152	170	139	121	82.0	7"	377
DXL-200	DXL520003240203	\$3,338	200	165	143	82.0	8"	377
(NATURAL GAS - WITH TACO ECM SYSTEM PUMP - HIGH ALTITUDE)								
BOILER MODEL	ITEM NUMBER	TRADE PRICE	INPUT (MBH)	HTG. CAP. (MBH)	AHRI NET (MBH)	AFUE RATING %	FLUE DIA.	SHIP WGT.
DXL-50	DXL205003242203	\$2,037	50	42	37	83.5	4"	205
DXL-75	DXL307503242203	\$2,279	75	63	55	83.1	5"	253
DXL-100	DXL310003242203	\$2,382	100	83	72	83.0	6"	253
DXL-125	DXL412503242203	\$2,582	125	104	90	82.0	6"	315
DXL-150	DXL415003242203	\$2,685	150	124	108	83.0	7"	315
DXL-170	DXL517003242203	\$3,152	170	139	121	82.0	7"	377
DXL-200	DXL520003242203	\$3,338	200	165	143	82.0	8"	377
(NATURAL GAS - WITH GRUNDFOS SYSTEM PUMP)								
BOILER MODEL	ITEM NUMBER	TRADE PRICE	INPUT (MBH)	HTG. CAP. (MBH)	AHRI NET (MBH)	AFUE RATING %	FLUE DIA.	SHIP WGT.
DXL-50	DXL205003220203	\$2,037	50	42	37	83.5	4"	205
DXL-75	DXL307503220203	\$2,279	75	63	55	83.1	5"	253
DXL-100	DXL310003220203	\$2,382	100	83	72	83.0	6"	253
DXL-125	DXL412503220203	\$2,582	125	104	90	82.0	6"	315
DXL-150	DXL415003220203	\$2,685	150	124	108	83.0	7"	315
DXL-170	DXL517003220203	\$3,152	170	139	121	82.0	7"	377
DXL-200	DXL520003220203	\$3,338	200	165	143	82.0	8"	377

DXL SERIES CONTINUED								
(NATURAL GAS, HIGH ALTITUDE WITH GRUNDFOS SYSTEM PUMP)								
BOILER MODEL	ITEM NUMBER	TRADE PRICE	INPUT (MBH)	HTG. CAP. (MBH)	AHRI NET (MBH)	AFUE RATING %	FLUE DIA.	SHIP WGT.
DXL-50	DXL205003222203	\$2,037	50	42	37	83.5	4"	205
DXL-75	DXL307503222203	\$2,279	75	63	55	83.1	5"	253
DXL-100	DXL310003222203	\$2,382	100	83	72	83.0	6"	253
DXL-125	DXL412503222203	\$2,582	125	104	90	82.0	6"	315
DXL-150	DXL415003222203	\$2,685	150	124	108	83.0	7"	315
DXL-170	DXL517003222203	\$3,152	170	139	121	82.0	7"	377
DXL-200	DXL520003222203	\$3,338	200	165	143	82.0	8"	377
(NATURAL GAS - WITH B & G SYSTEM PUMP)								
BOILER MODEL	ITEM NUMBER	TRADE PRICE	INPUT (MBH)	HTG. CAP. (MBH)	AHRI NET (MBH)	AFUE RATING %	FLUE DIA.	SHIP WGT.
DXL-50	DXL205003230203	\$2,037	50	42	37	83.5	4"	205
DXL-75	DXL307503230203	\$2,279	75	63	55	83.1	5"	253
DXL-100	DXL310003230203	\$2,382	100	83	72	83.0	6"	253
DXL-125	DXL412503230203	\$2,582	125	104	90	82.0	6"	315
DXL-150	DXL415003230203	\$2,685	150	124	108	83.0	7"	315
DXL-170	DXL517003230203	\$3,152	170	139	121	82.0	7"	377
DXL-200	DXL520003230203	\$3,338	200	165	143	82.0	8"	377
(LP GAS - LESS SYSTEM PUMP)								
BOILER MODEL	ITEM NUMBER	TRADE PRICE	INPUT (MBH)	HTG. CAP. (MBH)	AHRI NET (MBH)	AFUE RATING %	FLUE DIA.	SHIP WGT.
DXL-50	DXL205013200203	\$2,016	50	42	37	83.5	4"	205
DXL-75	DXL307513200203	\$2,256	75	63	55	83.1	5"	253
DXL-100	DXL310013200203	\$2,359	100	83	72	83.0	6"	253
DXL-125	DXL412513200203	\$2,559	125	104	90	82.0	6"	315
DXL-150	DXL415013200203	\$2,662	150	124	108	83.0	7"	315
DXL-170	DXL517013200203	\$3,129	170	139	121	82.0	7"	377
DXL-200	DXL520013200203	\$3,316	200	165	143	82.0	8"	377
(LP GAS - WITH TACO ECM SYSTEM PUMP)								
BOILER MODEL	ITEM NUMBER	TRADE PRICE	INPUT (MBH)	HTG. CAP. (MBH)	AHRI NET (MBH)	AFUE RATING %	FLUE DIA.	SHIP WGT.
DXL-50	DXL205013240203	\$2,087	50	42	37	83.5	4"	205
DXL-75	DXL307513240203	\$2,329	75	63	55	83.1	5"	253
DXL-100	DXL310013240203	\$2,432	100	83	72	83.0	6"	253
DXL-125	DXL412513240203	\$2,632	125	104	90	82.0	6"	315
DXL-150	DXL415013240203	\$2,735	150	124	108	83.0	7"	315
DXL-170	DXL517013240203	\$3,202	170	139	121	82.0	7"	377
DXL-200	DXL520013240203	\$3,388	200	165	143	82.0	8"	377

**DXL SERIES CONTINUED**

**(LP GAS - WITH GRUNDFOS SYSTEM PUMP)**

BOILER MODEL	ITEM NUMBER	TRADE PRICE	INPUT (MBH)	HTG. CAP. (MBH)	AHRI NET (MBH)	AFUE RATING %	FLUE DIA.	SHIP WGT.
DXL-50	DXL205013220203	\$2,087	50	42	37	83.5	4"	205
DXL-75	DXL307513220203	\$2,329	75	63	55	83.1	5"	253
DXL-100	DXL310013220203	\$2,432	100	83	72	83.0	6"	253
DXL-125	DXL412513220203	\$2,632	125	104	90	82.0	6"	315
DXL-150	DXL415013220203	\$2,735	150	124	108	83.0	7"	315
DXL-170	DXL517013220203	\$3,202	170	139	121	82.0	7"	377
DXL-200	DXL520013220203	\$3,388	200	165	143	82.0	8"	377

**(LP GAS - WITH B & G SYSTEM PUMP)**

BOILER MODEL	ITEM NUMBER	TRADE PRICE	INPUT (MBH)	HTG. CAP. (MBH)	AHRI NET (MBH)	AFUE RATING %	FLUE DIA.	SHIP WGT.
DXL-50	DXL205013230203	\$2,087	50	42	37	83.5	4"	205
DXL-75	DXL307513230203	\$2,329	75	63	55	83.1	5"	253
DXL-100	DXL310013230203	\$2,432	100	83	72	83.0	6"	253
DXL-125	DXL412513230203	\$2,632	125	104	90	82.0	6"	315
DXL-150	DXL415013230203	\$2,735	150	124	108	83.0	7"	315
DXL-170	DXL517013230203	\$3,202	170	139	121	82.0	7"	377
DXL-200	DXL520013230203	\$3,388	200	165	143	82.0	8"	377

**(USE PARTS MULTIPLIER FOR ALL OF THE FOLLOWING)**

	PN	TRADE
COMBUSTIBLE FLOOR PLATE DXL-50	325-2-8.01	\$58
COMBUSTIBLE FLOOR PLATE DXL-75	325-2-8.02	\$227
COMBUSTIBLE FLOOR PLATE DXL-100	325-2-8.02	\$227
COMBUSTIBLE FLOOR PLATE DXL-125	325-2-8.03	\$249
COMBUSTIBLE FLOOR PLATE DXL-150	325-2-8.03	\$249
COMBUSTIBLE FLOOR PLATE DXL-170	325-2-8.04	\$249
COMBUSTIBLE FLOOR PLATE DXL-200	325-2-8.04	\$249
CONVERSION KIT NAT. TO LP DXL-50	550002663	\$84
CONVERSION KIT NAT. TO LP DXL-75	550002664	\$84
CONVERSION KIT NAT. TO LP DXL-100	550002663	\$84
CONVERSION KIT NAT. TO LP DXL-125	550002665	\$84
CONVERSION KIT NAT. TO LP DXL-150	550002663	\$84
CONVERSION KIT NAT. TO LP DXL-170	550002665	\$84
CONVERSION KIT NAT. TO LP DXL-200	550002663	\$84
CONVERSION KIT LP TO NAT. DXL-50	5611902	\$102
CONVERSION KIT LP TO NAT. DXL-75	5611903	\$105
CONVERSION KIT LP TO NAT. DXL-100	5611904	\$105
CONVERSION KIT LP TO NAT. DXL-125	5611905	\$107
CONVERSION KIT LP TO NAT. DXL-150	5611906	\$107
CONVERSION KIT LP TO NAT. DXL-170	5611905	\$107
CONVERSION KIT LP TO NAT. DXL-200	5611908	\$109
FILL-TROL #110 FOR WATER BOILERS 150 MBH OR LESS	14624002	\$297
FILL-TROL #111 FOR WATER BOILERS OVER 150 MBH	14624003	\$400

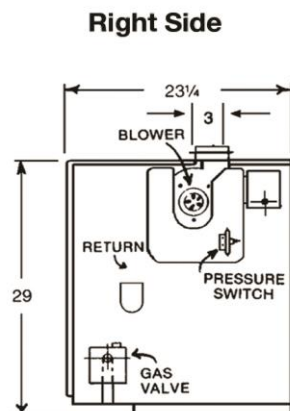
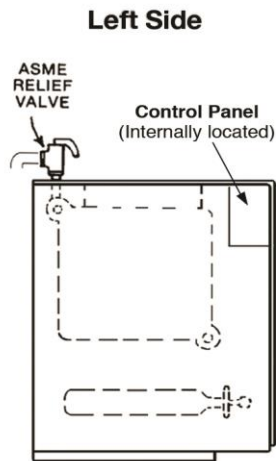
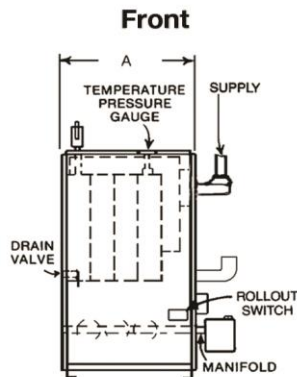
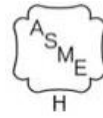
**DXL - STANDARD EQUIPMENT**

**STANDARD EQUIPMENT:**

- Boiler Control Module: Recessed Fuel Smart Hydrostat Temperature Limit, LWCO and Boiler Reset Control with Circulator Relay and Domestic Hot Water Input Override.
- User Display Interface: Temperature LED display with dial-type settings and diagnostic indicator lights.
- Heat Exchanger: Cast Iron Sections with Cast Iron Push Nipples.
- Combustion: Completely Installed and Wired Gas Control System with Burners and Manifold consisting of Stainless Steel Burners, Automatic Redundant Combination Gas Valve, 24 Volt Intermittent Pilot Control, Continuous Retry 100% Shut-Off, Combination Pilot Burner/Electrode/Sensor.
- Electrical: 24v Transformer
- Safety: Flame Roll-Out Safety Shut-Off and Manual Reset Blocked Vent Safety Shut-Off.
- Other: Boiler Jacket, Integral Draft Diverter, Combination Temperature/Pressure Gauge, Circulator Pump, 3/4" Drain Valve, 30lb. ASME Relief Valve.



**XEB SERIES II**  
 NATURAL OR PROPANE  
 HOT WATER BOILER  
 INDUCED DRAFT  
 (CHIMNEY/SIDEWALL VENTED)



**General Information** (See IOM for complete instructions)

Clearances	Combustible Materials (Required) (1)	
	(1) Required distances measured from boiler.	Top
	Rear	6" (152 mm)
	Right Side	8" (203 mm)
	Opposite Side	6" (152 mm)
	Front (Alcove)*	18" (457 mm)
	Flue Connector	6" (152 mm)

\*Definition of Alcove is three sided space with no wall in front of boiler. ANSI standard for alcove is 18 inches from appliance to leading edge of side walls as shown in IOM.

Connections	Return/Supply Water	Gas In
All Models	1-1/4" NPT	1/2" NPT

**Electrical**  
 120 Volts AC, 60 hertz, 1 phase, Less than 12 amps (15 amp circuit recommended)

**Water Content**  
 XEB-2 - 1.75 Gallons, XEB-3 - 3.00 Gallons, XEB-4 - 4.25 Gallons, XEB-5 - 5.50 Gallons, XEB-6 - 6.75 Gallons, XEB-7 - 8.00 Gallons

Dimensions			
Model	A "Width"	B "Height"	C "Depth"
XEB-2	11"	29"	23-1/4"
XEB-3	14-1/4"	29"	23-1/4"
XEB-4	17-1/2"	29"	23-1/4"
XEB-5	20-3/4"	29"	23-1/4"
XEB-6	24"	29"	23-1/4"
XEB-7	27-1/4"	29"	23-1/4"

XEB SERIES II CONTINUED									
(NATURAL GAS - LESS SYSTEM PUMP)									
BOILER MODEL	ITEM NUMBER	TRADE PRICE	INPUT (MBH)	HTG. CAP. (MBH)	AHRI NET (MBH)	AFUE RATING %	CHIMNEY CAT. I Min. Size	SIDE-WALL CAT. III	SHIP WGT.
XEB-2	XEB204203100203	\$2,098	42.5	36	31	84.4	4"	3"	215
XEB-3	XEB307503100203	\$2,374	75.0	63	55	83.4	4"	3"	265
XEB-4	XEB411203100203	\$2,623	112.5	94	82	83.0	4"	3"	322
XEB-5	XEB515003100203	\$2,947	150.0	125	109	82.7	4"	3"	370
XEB-6	XEB618703100203	\$3,461	187.5	155	135	82.3	4"	4"	431
XEB-7	XEB722503100203	\$3,805	225.0	186	162	82.0	4"	4"	480
(NATURAL GAS - WITH TACO ECM SYSTEM PUMP)									
BOILER MODEL	ITEM NUMBER	TRADE PRICE	INPUT (MBH)	HTG. CAP. (MBH)	AHRI NET (MBH)	AFUE RATING %	CHIMNEY CAT. I Min. Size	SIDE-WALL CAT. III	SHIP WGT.
XEB-2	XEB204203140203	\$2,171	42.5	36	31	84.4	4"	3"	215
XEB-3	XEB307503140203	\$2,446	75.0	63	55	83.4	4"	3"	265
XEB-4	XEB411203140203	\$2,696	112.5	94	82	83.0	4"	3"	322
XEB-5	XEB515003140203	\$3,019	150.0	125	109	82.7	4"	3"	370
XEB-6	XEB618703140203	\$3,538	187.5	155	135	82.3	4"	4"	431
XEB-7	XEB722503140203	\$3,877	225.0	186	162	82.0	4"	4"	480
(NATURAL GAS, HIGH ALTITUDE - WITH TACO ECM SYSTEM PUMP)									
BOILER MODEL	ITEM NUMBER	TRADE PRICE	INPUT (MBH)	HTG. CAP. (MBH)	AHRI NET (MBH)	AFUE RATING %	CHIMNEY CAT. I Min. Size	SIDE-WALL CAT. III	SHIP WGT.
XEB-2	XEB204203142203	\$2,171	42.5	36	31	84.4	4"	3"	215
XEB-3	XEB307503142203	\$2,446	75.0	63	55	83.4	4"	3"	265
XEB-4	XEB411203142203	\$2,696	112.5	94	82	83.0	4"	3"	322
XEB-5	XEB515003142203	\$3,019	150.0	125	109	82.7	4"	3"	370
XEB-6	XEB618703142203	\$3,538	187.5	155	135	82.3	4"	4"	431
XEB-7	XEB722503142203	\$3,877	225.0	186	162	82.0	4"	4"	480
(NATURAL GAS - WITH GRUNDFOS SYSTEM PUMP)									
BOILER MODEL	ITEM NUMBER	TRADE PRICE	INPUT (MBH)	HTG. CAP. (MBH)	AHRI NET (MBH)	AFUE RATING %	CHIMNEY CAT. I Min. Size	SIDE-WALL CAT. III	SHIP WGT.
XEB-2	XEB204203120203	\$2,171	42.5	36	31	84.4	4"	3"	215
XEB-3	XEB307503120203	\$2,446	75.0	63	55	83.4	4"	3"	265
XEB-4	XEB411203120203	\$2,696	112.5	94	82	83.0	4"	3"	322
XEB-5	XEB515003120203	\$3,019	150.0	125	109	82.7	4"	3"	370
XEB-6	XEB618703120203	\$3,538	187.5	155	135	82.3	4"	4"	431
XEB-7	XEB722503120203	\$3,877	225.0	186	162	82.0	4"	4"	480
(NATURAL GAS, HIGH ALTITUDE - WITH GRUNDFOS SYSTEM PUMP)									
BOILER MODEL	ITEM NUMBER	TRADE PRICE	INPUT (MBH)	HTG. CAP. (MBH)	AHRI NET (MBH)	AFUE RATING %	CHIMNEY CAT. I Min. Size	SIDE-WALL CAT. III	SHIP WGT.
XEB-2	XEB204203122203	\$2,171	42.5	36	31	84.4	4"	3"	215
XEB-3	XEB307503122203	\$2,446	75.0	63	55	83.4	4"	3"	265
XEB-4	XEB411203122203	\$2,696	112.5	94	82	83.0	4"	3"	322
XEB-5	XEB515003122203	\$3,019	150.0	125	109	82.7	4"	3"	370
XEB-6	XEB618703122203	\$3,538	187.5	155	135	82.3	4"	4"	431
XEB-7	XEB722503122203	\$3,877	225.0	186	162	82.0	4"	4"	480

XEB SERIES II CONTINUED									
(NATURAL GAS - WITH B & G SYSTEM PUMP)									
BOILER MODEL	ITEM NUMBER	TRADE PRICE	INPUT (MBH)	HTG. CAP. (MBH)	AHRI NET (MBH)	AFUE RATING %	CHIMNEY CAT. I Min. Size	SIDE-WALL CAT. III	SHIP WGT.
XEB-2	XEB204203130203	\$2,171	42.5	36	31	84.4	4"	3"	215
XEB-3	XEB307503130203	\$2,446	75.0	63	55	83.4	4"	3"	265
XEB-4	XEB411203130203	\$2,696	112.5	94	82	83.0	4"	3"	322
XEB-5	XEB515003130203	\$3,019	150.0	125	109	82.7	4"	3"	370
XEB-6	XEB618703130203	\$3,538	187.5	155	135	82.3	4"	4"	431
XEB-7	XEB722503130203	\$3,877	225.0	186	162	82.0	4"	4"	480
(LP GAS - LESS SYSTEM PUMP)									
BOILER MODEL	ITEM NUMBER	TRADE PRICE	INPUT (MBH)	HTG. CAP. (MBH)	AHRI NET (MBH)	AFUE RATING %	CHIMNEY CAT. I Min. Size	SIDE-WALL CAT. III	SHIP WGT.
XEB-2	XEB204213100203	\$2,147	42.5	36	31	84.4	4"	3"	215
XEB-3	XEB307513100203	\$2,424	75.0	63	55	83.4	4"	3"	265
XEB-4	XEB411213100203	\$2,673	112.5	94	82	83.0	4"	3"	322
XEB-5	XEB515013100203	\$2,997	150.0	125	109	82.7	4"	3"	370
XEB-6	XEB618713100203	\$3,511	187.5	155	135	82.3	4"	4"	431
XEB-7	XEB722513100203	\$3,855	225.0	186	162	82.0	4"	4"	480
(LP GAS - WITH TACO ECM SYSTEM PUMP)									
BOILER MODEL	ITEM NUMBER	TRADE PRICE	INPUT (MBH)	HTG. CAP. (MBH)	AHRI NET (MBH)	AFUE RATING %	CHIMNEY CAT. I Min. Size	SIDE-WALL CAT. III	SHIP WGT.
XEB-2	XEB204213140203	\$2,221	42.5	36	31	84.4	4"	3"	215
XEB-3	XEB307513140203	\$2,496	75.0	63	55	83.4	4"	3"	265
XEB-4	XEB411213140203	\$2,746	112.5	94	82	83.0	4"	3"	322
XEB-5	XEB515013140203	\$3,069	150.0	125	109	82.7	4"	3"	370
XEB-6	XEB618713140203	\$3,588	187.5	155	135	82.3	4"	4"	431
XEB-7	XEB722513140203	\$3,927	225.0	186	162	82.0	4"	4"	480
(LP GAS - WITH GRUNDFOS SYSTEM PUMP)									
BOILER MODEL	ITEM NUMBER	TRADE PRICE	INPUT (MBH)	HTG. CAP. (MBH)	AHRI NET (MBH)	AFUE RATING %	CHIMNEY CAT. I Min. Size	SIDE-WALL CAT. III	SHIP WGT.
XEB-2	XEB204213120203	\$2,221	42.5	36	31	84.4	4"	3"	215
XEB-3	XEB307513120203	\$2,496	75.0	63	55	83.4	4"	3"	265
XEB-4	XEB411213120203	\$2,746	112.5	94	82	83.0	4"	3"	322
XEB-5	XEB515013120203	\$3,069	150.0	125	109	82.7	4"	3"	370
XEB-6	XEB618713120203	\$3,588	187.5	155	135	82.3	4"	4"	431
XEB-7	XEB722513120203	\$3,927	225.0	186	162	82.0	4"	4"	480
(LP GAS - WITH B & G SYSTEM PUMP)									
BOILER MODEL	ITEM NUMBER	TRADE PRICE	INPUT (MBH)	HTG. CAP. (MBH)	AHRI NET (MBH)	AFUE RATING %	CHIMNEY CAT. I Min. Size	SIDE-WALL CAT. III	SHIP WGT.
XEB-2	XEB204213130203	\$2,221	42.5	36	31	84.4	4"	3"	215
XEB-3	XEB307513130203	\$2,496	75.0	63	55	83.4	4"	3"	265
XEB-4	XEB411213130203	\$2,746	112.5	94	82	83.0	4"	3"	322
XEB-5	XEB515013130203	\$3,069	150.0	125	109	82.7	4"	3"	370
XEB-6	XEB618713130203	\$3,588	187.5	155	135	82.3	4"	4"	431
XEB-7	XEB722513130203	\$3,927	225.0	186	162	82.0	4"	4"	480

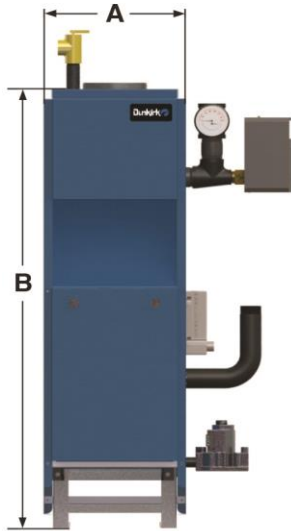
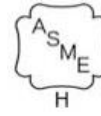
(USE PARTS MULTIPLIER FOR ALL OF THE FOLLOWING)	PN	TRADE
XEB NATURAL GAS TO LP CONVERSION KIT (ALL SIZES)	550002722	\$84
XEB LP GAS TO NATURAL GAS CONVERSION KIT (ALL SIZES)	43300660	\$92
COMBUSTIBLE FLOOR PLATE FOR ALL CAPACITIES	14614032	\$98
4" THIMBLE (SIMPSON #915295)	14629014	\$41
TJERNLUND VH-1-3" SIDE WALL VENT HOOD (XEB-2 TO XEB-5)	14629010	\$234
TJERNLUND VH-1-3" SIDE WALL VENT HOOD (XEB-6 TO XEB-7)	14629011	\$279
FILL-TROL #110 FOR WATER BOILERS 150 MBH OR LESS	14624002	\$297
FILL-TROL #111 FOR WATER BOILERS OVER 150 MBH	14624003	\$400

**XEB (Series II) - STANDARD EQUIPMENT**

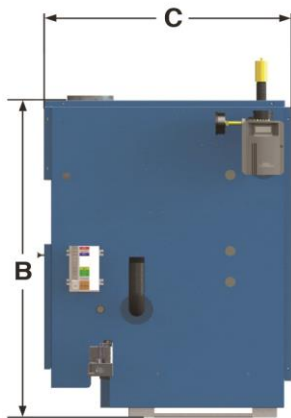
**STANDARD EQUIPMENT:**

- Boiler Control Module: Recessed Honeywell Control (High Limit/Electronic Ignition Control).
- User Display Interface: Digital Temperature Display.
- Heat Exchanger: Cast Iron Sections with Cast Iron Push Nipples.
- Combustion: Completely Installed and Wired Gas Control System with Titanium Composite Burners and Manifold consisting of: Automatic Redundant Combination Gas Valve, 24 Volt Intermittent Pilot Control, Continuous Retry 100% Shut Off, Combination Pilot Burner/Electrode/Flame Sensor.
- Electrical: 24 Volt Transformer, Service Switch.
- Safety: Flame Roll-Out Safety Shut-Off (Fuse Link) and Pressure Switch (vent safety shutoff) with Spare Fuse Link included.
- Other: Assembled Boiler with Insulated Jacket, Induced Draft Fan, Combination Temperature/Pressure Gauge, Circulator Pump, 3/4" Drain Valve, 30lb. ASME Relief Valve.

**WPSB SERIES II**  
 NATURAL OR PROPANE  
 HOT WATER BOILER  
 (INTEGRAL DRAFT DIVERTER)



Front



Right



**General Information** (See IOM for complete instructions)

Clearances	Combustible Materials (Required) (1)	
	(1) Required distances measured from boiler.	Top
	Rear	6" (152 mm)
	Control Side	7" (178 mm)
	Opposite Side	6" (152 mm)
	Front(Alcove)*	18" (457 mm)
	Flue Connector	6" (152 mm)

\*Definition of Alcove is three sided space with no wall in front of boiler. ANSI standard for alcove is 18 inches from appliance to leading edge of side walls as shown in IOM.

Connections	Return/Supply Water	Gas In
All Models	1-1/4" NPT	1/2" NPT
Electrical	120 Volts AC, 60 hertz, 1 phase, Less than 12 amps (15 amp circuit recommended)	
Water Content	WPSB-3 - 6.3 Gallons, WPSB-4 - 8.1 Gallons, WPSB-5 - 9.9 Gallons, WPSB-6 - 11.7 Gallons, WPSB-7 - 13.5 Gallons, WPSB-8 - 15.3 Gallons, WPSB-9 - 17.2 Gallons	

**Dimensions (Note: Add 5 1/2" to height for Vent Damper).**

Model	A "Width"	B "Height"	C "Depth"
WPSB-3	11-1/4"	36-3/8"	26-1/2"
WPSB-4	14-1/2"	36-3/8"	26-1/2"
WPSB-5	17-3/4"	36-3/8"	26-1/2"
WPSB-6	21"	36-3/8"	26-1/2"
WPSB-7	24-1/4"	36-3/8"	26-1/2"
WPSB-8	27-1/2"	36-3/8"	26-1/2"
WPSB-9	30-3/4"	36-3/8"	26-1/2"

WPSB SERIES II CONTINUED								
(NATURAL GAS - LESS SYSTEM PUMP)								
BOILER MODEL	ITEM NUMBER	TRADE PRICE	INPUT (MBH)	HTG. CAP. (MBH)	AHRI NET (MBH)	AFUE RATING %	FLUE DIA.	SHIP WGT.
WPSB-3D	WPS307503200203	\$2,381	75	63	55	84.0	5"	315
WPSB-4D	WPS411203200203	\$2,641	112.5	94	82	84.0	6"	377
WPSB-5D	WPS515003200203	\$2,914	150	126	110	84.1	6"	453
WPSB-6D	WPS618703200203	\$3,271	187.5	157	137	84.1	7"	534
WPSB-7D	WPS722503200203	\$3,579	225	188	163	84.0	7"	601
WPSB-8D	WPS826203200203	\$3,859	262.5	220	191	83.9	7"	665
WPSB-9D	WPS929903200203	\$4,459	299	251	218	83.7	7"	750
(NATURAL GAS - WITH TACO ECM SYSTEM PUMP)								
BOILER MODEL	ITEM NUMBER	TRADE PRICE	INPUT (MBH)	HTG. CAP. (MBH)	AHRI NET (MBH)	AFUE RATING %	FLUE DIA.	SHIP WGT.
WPSB-3D	WPS307503240203	\$2,453	70	59	51	84.0	5"	315
WPSB-4D	WPS411203240203	\$2,713	105	88	77	84.0	6"	377
WPSB-5D	WPS515003240203	\$2,987	140	118	103	84.1	6"	453
WPSB-6D	WPS618703240203	\$3,344	175	147	128	84.1	7"	534
WPSB-7D	WPS722503240203	\$3,652	210	176	153	84.0	7"	601
WPSB-8D	WPS826203240203	\$3,931	245	206	179	83.9	7"	665
WPSB-9D	WPS929903240203	\$4,532	280	235	204	83.7	7"	750
(NATURAL GAS - WITH TACO ECM SYSTEM PUMP - HIGH ALTITUDE)								
BOILER MODEL	ITEM NUMBER	TRADE PRICE	INPUT (MBH)	HTG. CAP. (MBH)	AHRI NET (MBH)	AFUE RATING %	FLUE DIA.	SHIP WGT.
WPSB-3D	WPS307503242203	\$2,453	70	59	51	84.0	5"	315
WPSB-4D	WPS411203242203	\$2,713	105	88	77	84.0	6"	377
WPSB-5D	WPS515003242203	\$2,987	140	118	103	84.1	6"	453
WPSB-6D	WPS618703242203	\$3,344	175	147	128	84.1	7"	534
WPSB-7D	WPS722503242203	\$3,652	210	176	153	84.0	7"	601
WPSB-8D	WPS826203242203	\$3,931	245	206	179	83.9	7"	665
WPSB-9D	WPS929903242203	\$4,532	280	235	204	83.7	7"	750
(NATURAL GAS - WITH GRUNDFOS SYSTEM PUMP)								
BOILER MODEL	ITEM NUMBER	TRADE PRICE	INPUT (MBH)	HTG. CAP. (MBH)	AHRI NET (MBH)	AFUE RATING %	FLUE DIA.	SHIP WGT.
WPSB-3D	WPS307503220203	\$2,453	75	63	55	84.0	5"	315
WPSB-4D	WPS411203220203	\$2,713	112.5	94	82	84.0	6"	377
WPSB-5D	WPS515003220203	\$2,987	150	126	110	84.1	6"	453
WPSB-6D	WPS618703220203	\$3,344	187.5	157	137	84.1	7"	534
WPSB-7D	WPS722503220203	\$3,652	225	188	163	84.0	7"	601
WPSB-8D	WPS826203220203	\$3,931	262.5	220	191	83.9	7"	665
WPSB-9D	WPS929903220203	\$4,532	299	251	218	83.7	7"	750

(NATURAL GAS - WITH B & G SYSTEM PUMP)								
BOILER MODEL	ITEM NUMBER	TRADE PRICE	INPUT (MBH)	HTG. CAP. (MBH)	AHRI NET (MBH)	AFUE RATING %	FLUE DIA.	SHIP WGT.
WPSB-3D	WPS307503230203	\$2,453	75	63	55	84.0	5"	315
WPSB-4D	WPS411203230203	\$2,713	112.5	94	82	84.0	6"	377
WPSB-5D	WPS515003230203	\$2,987	150	126	110	84.1	6"	453
WPSB-6D	WPS618703230203	\$3,344	187.5	157	137	84.1	7"	534
WPSB-7D	WPS722503230203	\$3,652	225	188	163	84.0	7"	601
WPSB-8D	WPS826203230203	\$3,931	262.5	220	191	83.9	7"	665
WPSB-9D	WPS929903230203	\$4,532	299	251	218	83.7	7"	750
(LP GAS - LESS SYSTEM PUMP)								
BOILER MODEL	ITEM NUMBER	TRADE PRICE	INPUT (MBH)	HTG. CAP. (MBH)	AHRI NET (MBH)	AFUE RATING %	FLUE DIA.	SHIP WGT.
WPSB-3D	WPS307513200203	\$2,431	70	59	51	84.0	5"	315
WPSB-4D	WPS411213200203	\$2,691	105	88	77	84.0	6"	377
WPSB-5D	WPS515013200203	\$2,964	140	118	103	84.1	6"	453
WPSB-6D	WPS618713200203	\$3,321	175	147	128	84.1	7"	534
WPSB-7D	WPS722513200203	\$3,629	210	176	153	84.0	7"	601
WPSB-8D	WPS826213200203	\$3,909	245	206	179	83.9	7"	665
WPSB-9D	WPS929913200203	\$4,509	280	235	204	83.7	7"	750
(LP GAS - WITH TACO ECM SYSTEM PUMP)								
BOILER MODEL	ITEM NUMBER	TRADE PRICE	INPUT (MBH)	HTG. CAP. (MBH)	AHRI NET (MBH)	AFUE RATING %	FLUE DIA.	SHIP WGT.
WPSB-3DP	WPS307513240203	\$2,503	70	59	51	84.0	5"	315
WPSB-4DP	WPS411213240203	\$2,763	105	88	77	84.0	6"	377
WPSB-5DP	WPS515013240203	\$3,037	140	118	103	84.1	6"	453
WPSB-6DP	WPS618713240203	\$3,394	175	147	128	84.1	7"	534
WPSB-7DP	WPS722513240203	\$3,702	210	176	153	84.0	7"	601
WPSB-8DP	WPS826213240203	\$3,981	245	206	179	83.9	7"	665
WPSB-9DP	WPS929913240203	\$4,582	280	235	204	83.7	7"	750
(LP GAS - WITH GRUNDFOS SYSTEM PUMP)								
BOILER MODEL	ITEM NUMBER	TRADE PRICE	INPUT (MBH)	HTG. CAP. (MBH)	AHRI NET (MBH)	AFUE RATING %	FLUE DIA.	SHIP WGT.
WPSB-3D	WPS307513220203	\$2,503	70	59	51	84.0	5"	315
WPSB-4D	WPS411213220203	\$2,763	105	88	77	84.0	6"	377
WPSB-5D	WPS515013220203	\$3,037	140	118	103	84.1	6"	453
WPSB-6D	WPS618713220203	\$3,394	175	147	128	84.1	7"	534
WPSB-7D	WPS722513220203	\$3,702	210	176	153	84.0	7"	601
WPSB-8D	WPS826213220203	\$3,981	245	206	179	83.9	7"	665
WPSB-9D	WPS929913220203	\$4,582	280	235	204	83.7	7"	750

**WPSB SERIES II SERIES CONTINUED**

**(LP GAS - WITH B & G SYSTEM PUMP)**

BOILER MODEL	ITEM NUMBER	TRADE PRICE	INPUT (MBH)	HTG. CAP. (MBH)	AHRI NET (MBH)	AFUE RATING %	FLUE DIA.	SHIP WGT.
WPSB-3D	WPS307513230203	\$2,503	70	59	51	84.0	5"	315
WPSB-4D	WPS411213230203	\$2,763	105	88	77	84.0	6"	377
WPSB-5D	WPS515013230203	\$3,037	140	118	103	84.1	6"	453
WPSB-6D	WPS618713230203	\$3,394	175	147	128	84.1	7"	534
WPSB-7D	WPS722513230203	\$3,702	210	176	153	84.0	7"	601
WPSB-8D	WPS826213230203	\$3,981	245	206	179	83.9	7"	665
WPSB-9D	WPS929913230203	\$4,582	280	235	204	83.7	7"	750

**(USE PARTS MULTIPLIER FOR ALL OF THE FOLLOWING)**

	PN	TRADE
3 SECTION NATURAL GAS TO LP GAS CONVERSION KIT	43300723	\$51
4 SECTION NATURAL GAS TO LP GAS CONVERSION KIT	43300724	\$51
5 SECTION NATURAL GAS TO LP GAS CONVERSION KIT	43300725	\$51
6 SECTION NATURAL GAS TO LP GAS CONVERSION KIT	43300726	\$61
7 SECTION NATURAL GAS TO LP GAS CONVERSION KIT	43300727	\$61
8 SECTION NATURAL GAS TO LP GAS CONVERSION KIT	43300728	\$61
9 SECTION NATURAL GAS TO LP GAS CONVERSION KIT	43300729	\$61
4 SECTION LP GAS TO NATURAL GAS CONVERSION KIT	43300632	\$133
5 SECTION LP GAS TO NATURAL GAS CONVERSION KIT	43300633	\$133
6 SECTION LP GAS TO NATURAL GAS CONVERSION KIT	43300634	\$133
7 SECTION LP GAS TO NATURAL GAS CONVERSION KIT	43300635	\$133
8 SECTION LP GAS TO NATURAL GAS CONVERSION KIT	43300636	\$133
9 SECTION LP GAS TO NATURAL GAS CONVERSION KIT	43300637	\$159
COMBUSTIBLE FLOOR PLATE FOR ALL CAPACITIES	14614032	\$98
FILL-TROL #110 FOR WATER BOILERS 150 MBH OR LESS	14624002	\$297
FILL-TROL #111 FOR WATER BOILERS OVER 150 MBH	14624003	\$400

**WPSB SERIES II - STANDARD EQUIPMENT**

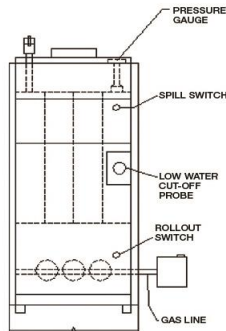
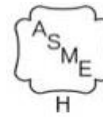
**STANDARD EQUIPMENT:**

- Boiler Control Module: Fuel Smart Hydrostat Temperature Limit, LWCO and Boiler Reset Control with Circulator Relay and Domestic Hot Water Input Override.
- User Display Interface: Temperature LED Display with dial-type settings and diagnostic indicator lights
- Heat Exchanger: Cast Iron Sections with Cast Iron Push Nipples.
- Combustion: Completely Installed and Wired Gas Control System consisting of: Titanium Composite Burners, Gas Manifold with Orifices, Automatic Redundant Combination Gas Valve, 24 Volt with Pilot Filter and Regulator Intermittent Pilot Control, Continuous Retry 100% Shut Off, Combination Pilot Burner/Electrode/Flame Sensor.
- Safety: Flame Roll-Out Safety Shut-Off (Fuse Link) and Blocked Vent Safety Shut-Off Manual Reset Disc Thermostat (Spill Switch) with Spare Fuse Link included.
- Other: Assembled Boiler with Insulated Jacket, Integral Draft Diverter, Vent Damper, Combination Temperature/Pressure Gauge, Circulator Pump Wired with 5' Harness for Supply or Return Field Mounting, 3/4" Drain Valve, 30lb. ASME Relief Valve.

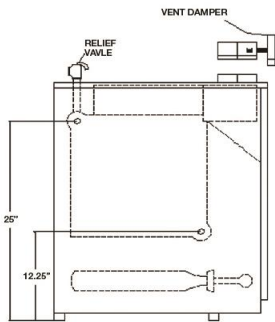


**PSB SERIES**  
 NATURAL OR PROPANE  
 STEAM BOILER

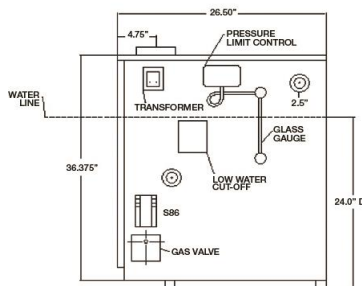
15 psi  
 MAWP



Front



Left Side



Right Side



**General Information** (See IOM for complete instructions)

Clearances	Combustible Materials (Required) (1)	
	(1) Required distances measured from boiler.	Top
	Rear	6" (152 mm)
	Control Side	7" (178 mm)
	Opposite Side	6" (152 mm)
	Front	*Alcove
	Flue Connector	6" (152 mm)

\*Definition of Alcove is three sided space with no wall in front of boiler. ANSI standard for alcove is 18 inches from appliance to leading edge of side walls as shown in IOM.

Connections	Supply	Return
		Two 2-1/2"
Gas In	075/112/150	187/225/262/299
	1/2" NPT	3/4" NPT
Electrical	120 Volts AC, 60 hertz, 1 phase, Less than 12 amps (15 amp circuit recommended)	

Dimensions	
Model	A "Width"
PSB-3D	11-1/4"
PSB-4D	14-1/2"
PSB-5D	17-3/4"
PSB-6D	21"
PSB-7D	24-1/4"
PSB-8D	27-1/2"
PSB-9D	30-3/4"

**PSB SERIES CONTINUED**

**(NATURAL GAS)**

BOILER MODEL	ITEM NUMBER	TRADE PRICE	INPUT (MBH)	HTG. CAP. (MBH)	AHRI NET (MBH)	AHRI NET SQ. FT. STEAM	AFUE RATING %	FLUE DIA.	SHIP WGT.
PSB-3D	353001000	\$2,723	75	62	47	196	82.7	5"	297
PSB-4D	354001000	\$2,974	112	91	68	283	82.0	6"	368
PSB-5D	355001000	\$3,352	150	122	92	383	82.0	6"	440
PSB-6D	356001000	\$3,818	187	153	115	479	82.0	7"	512
PSB-7D	357001000	\$4,211	225	183	137	571	82.0	7"	584
PSB-8D	358001000	\$4,656	262	214	161	671	82.0	7"	659
PSB-9D	359001000	\$4,904	299	245	184	767	82.0	7"	736

**(LP GAS)**

BOILER MODEL	ITEM NUMBER	TRADE PRICE	INPUT (MBH)	HTG. CAP. (MBH)	AHRI NET (MBH)	AHRI NET SQ. FT. STEAM	AFUE RATING %	FLUE DIA.	SHIP WGT.
PSB-3D	353004000	\$2,773	70.0	58	44	183	82.7	5"	297
PSB-4D	354004000	\$3,024	105.0	85	64	267	80.4	6"	368
PSB-5D	355004000	\$3,402	140.0	114	86	358	80.6	6"	440
PSB-6D	356004000	\$3,868	175.0	143	107	446	80.9	7"	512
PSB-7D	357004000	\$4,261	210.0	171	128	533	81.1	7"	584
PSB-8D	358004000	\$4,708	245.0	200	150	625	81.3	7"	659
PSB-9D	359004000	\$4,954	280.0	229	172	717	81.5	7"	736

**(USE PARTS MULTIPLIER FOR ALL OF THE FOLLOWING)**

	PN	TRADE
3 SECTION NATURAL GAS TO LP GAS CONVERSION KIT	43300723	\$51
4 SECTION NATURAL GAS TO LP GAS CONVERSION KIT	43300724	\$51
5 SECTION NATURAL GAS TO LP GAS CONVERSION KIT	43300725	\$51
6 SECTION NATURAL GAS TO LP GAS CONVERSION KIT	43300726	\$61
7 SECTION NATURAL GAS TO LP GAS CONVERSION KIT	43300727	\$61
8 SECTION NATURAL GAS TO LP GAS CONVERSION KIT	43300728	\$61
9 SECTION NATURAL GAS TO LP GAS CONVERSION KIT	43300729	\$61
4 SECTION LP GAS TO NATURAL GAS CONVERSION KIT	43300632	\$133
5 SECTION LP GAS TO NATURAL GAS CONVERSION KIT	43300633	\$133
6 SECTION LP GAS TO NATURAL GAS CONVERSION KIT	43300634	\$133
7 SECTION LP GAS TO NATURAL GAS CONVERSION KIT	43300635	\$133
8 SECTION LP GAS TO NATURAL GAS CONVERSION KIT	43300636	\$133
9 SECTION LP GAS TO NATURAL GAS CONVERSION KIT	43300637	\$159
MCDONNELL & MILLER WF-2U-24 ELECTRONIC WATER FEEDER	1630001	\$474
COMBUSTIBLE FLOOR PLATE FOR ALL CAPACITIES	14614032	\$98

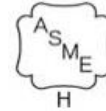
**PSB SERIES - STANDARD EQUIPMENT**

**STANDARD EQUIPMENT:**

- Boiler Control Module: Electronic Low Water Cut-Off with 3/4" Probe, Pressure Limit Control, Steam Pressure Gauge and Glass Water Level Gauge.
- Heat Exchanger: Cast Iron Sections with Cast Iron Push Nipples.
- Combustion: Completely installed and wired gas control system consisting of: Titanium Composite Burners, Gas Manifold with Orifices, Automatic Redundant Combination Gas Valve, 24 Volt, with Pilot Filter and Regulator, Intermittent Pilot Control, Continuous Retry 100% Shut-Off; Combination Pilot Burner/Electrode/Flame Sensor and Integral Draft Diverter.
- Electrical: 24 Volt Transformer.
- Safety: Flame Roll-Out Safety Shut-Off Fuse Link (Roll-Out Switch) and Blocked Vent Safety Shut-Off Manual Reset Disc Thermostat (Spill Switch) with Spare Fuse Link included.
- Other: Assembled Boiler with Insulated Jacket, 3/4" Boiler Drain Valve, 15 psi ASME Pop Safety Valve, (2) 2 1/2" Supply Tappings and (2) 2 1/2" Return Tappings (2) 2 1/2" Square Head Pipe Plugs - to plug unused supply and return tappings.

**D249 SERIES**

GAS FIRED  
COMMERICAL STEAM BOILER



**D249 SERIES STEAM  
(STANDARD MODEL)**

BOILER MODEL	ITEM NUMBER	TRADE PRICE	INPUT BTU (MBH)	THERM. EFF.	OUT-PUT BTU (MBH)	NET AHRI RATINGS			NO. OF SEC.	SHIP WGT.
						STEAM PPF	STEAM SQ. FT.	STEAM BTU (MBH)		
D249300S	CBA030003101103	\$8,028	300	77%	233	1.33	729	175	4	1000
D249400S	CBA040003101103	\$9,033	400	77%	310	1.33	971	233	5	1200
D249500S	CBA050003101103	\$10,040	500	77%	388	1.33	1213	291	6	1400
D249600S	CBA060003101103	\$13,055	600	77%	465	1.33	1454	349	7	1600
D249700S	CBA070003101103	\$14,063	700	77%	543	1.33	1696	407	8	1800
D249800S	CBA080003101103	\$15,110	800	77%	620	1.33	1938	465	9	2000
D249900S	CBA090003101103	\$16,219	900	77%	698	1.33	2183	524	10	2200
D2491000S	CBA100003101103	\$17,217	1000	77%	775	1.33	2421	581	11	2400
D2491100S	CBA110003101103	\$20,213	1100	77%	853	1.33	2667	640	12	2600
D2491200S	CBA120003101103	\$21,321	1200	77%	930	1.33	2908	698	13	2900
D2491300S	CBA130003101103	\$22,913	1300	77%	1008	1.33	3150	756	14	3100
D2491400S	CBA140003101103	\$23,922	1400	77%	1085	1.33	3392	814	15	3300
D2491500S	CBA150003101103	\$24,952	1500	77%	1163	1.33	3633	872	16	3500

**(CSD-1 GRAVITY RETURN SYSTEM)**

BOILER MODEL	ITEM NUMBER	TRADE PRICE	INPUT BTU (MBH)	THERM. EFF.	OUT-PUT BTU (MBH)	NET AHRI RATINGS			NO. OF SEC.	SHIP WGT.
						STEAM PPF	STEAM SQ. FT.	STEAM BTU (MBH)		
D249300S	CBA030003103103	\$8,962	300	77%	233	1.33	729	175	4	1000
D249400S	CBA040003103103	\$9,967	400	77%	310	1.33	971	233	5	1200
D249500S	CBA050003103103	\$10,974	500	77%	388	1.33	1213	291	6	1400
D249600S	CBA060003103103	\$15,048	600	77%	465	1.33	1454	349	7	1600
D249700S	CBA070003103103	\$16,075	700	77%	543	1.33	1696	407	8	1800
D249800S	CBA080003103103	\$17,084	800	77%	620	1.33	1938	465	9	2000
D249900S	CBA090003103103	\$18,225	900	77%	698	1.33	2183	524	10	2200
D2491000S	CBA100003103103	\$19,228	1000	77%	775	1.33	2421	581	11	2400
D2491100S	CBA110003103103	\$22,726	1100	77%	853	1.33	2667	640	12	2600
D2491200S	CBA120003103103	\$23,746	1200	77%	930	1.33	2908	698	13	2900
D2491300S	CBA130003103103	\$25,336	1300	77%	1008	1.33	3150	756	14	3100
D2491400S	CBA140003103103	\$26,347	1400	77%	1085	1.33	3392	814	15	3300
D2491500S	CBA150003103103	\$27,342	1500	77%	1163	1.33	3633	872	16	3500

<b>(CSD-1 BOILER FEED PUMP RETURN CONTROL)</b>										
BOILER MODEL	ITEM NUMBER	TRADE PRICE	INPUT BTU (MBH)	THERM. EFF.	OUT-PUT (MBH)	NET AHRI RATINGS			NO. OF SEC.	SHIP WGT.
						STEAM PPF	STEAM SQ. FT.	STEAM BTU (MBH)		
D249300S	CBA030003104103	\$9,922	300	77%	233	1.33	729	175	4	1000
D249400S	CBA040003104103	\$10,927	400	77%	310	1.33	971	233	5	1200
D249500S	CBA050003104103	\$11,934	500	77%	388	1.33	1213	291	6	1400
D249600S	CBA060003104103	\$16,008	600	77%	465	1.33	1454	349	7	1600
D249700S	CBA070003104103	\$17,035	700	77%	543	1.33	1696	407	8	1800
D249800S	CBA080003104103	\$18,049	800	77%	620	1.33	1938	465	9	2000
D249900S	CBA090003104103	\$19,185	900	77%	698	1.33	2183	524	10	2200
D2491000S	CBA100003104103	\$20,188	1000	77%	775	1.33	2421	581	11	2400
D2491100S	CBA110003104103	\$23,686	1100	77%	853	1.33	2667	640	12	2600
D2491200S	CBA120003104103	\$24,706	1200	77%	930	1.33	2908	698	13	2900
D2491300S	CBA130003104103	\$26,296	1300	77%	1008	1.33	3150	756	14	3100
D2491400S	CBA140003104103	\$27,307	1400	77%	1085	1.33	3392	814	15	3300
D2491500S	CBA150003104103	\$28,302	1500	77%	1163	1.33	3633	872	16	3500

**FOR ORDERING KNOCK DOWN OR ALA CARTE**

<b>D249-COMPONENTS &amp; OPTIONAL EQUIP.</b>		<b>PN</b>	<b>TRADE</b>
CAST IRON SECTIONS - RIGHT END (179 LBS.)		41154050D	\$903
CAST IRON SECTIONS - LEFT END (182 LBS.)		41154051D	\$903
CAST IRON SECTIONS - INTERMEDIATE (165 LBS.)		41154052D	\$787
COMPONENT CARTON - 300		550002861D	\$2,401
COMPONENT CARTON - 400		550002862D	\$2,543
COMPONENT CARTON - 500		550002863D	\$2,668
COMPONENT CARTON - 300 CSD-1		550002890D	\$2,803
COMPONENT CARTON - 400 CSD-1		550002891D	\$2,945
COMPONENT CARTON - 500 CSD-1		550002892D	\$3,070
END PANEL CARTON - JACKET		550002871D	\$350
END PANEL CARTON - BASE		550002860D	\$315
STEAM TRIM - SA 1 (SIZES/MODELS: 300 -500)		41200061D	\$1,172
STEAM TRIM - SA 2 (SIZES/MODELS: 600 - 700)		41200062D	\$1,189
STEAM TRIM - SA 3 (SIZES/MODELS: 800 - 1400)		41200063D	\$1,220
STEAM TRIM - SA 4 (SIZES/MODELS: 1500)		41200064D	\$1,233
ACCESSORY CARTON - 300		550002877DS	\$410
ACCESSORY CARTON - 400		550002878DS	\$486
ACCESSORY CARTON - 500		550002867DS	\$581
ACCESSORY CARTON - 600		550002879DS	\$658
ACCESSORY CARTON - 700		550002880DS	\$737
ACCESSORY CARTON - 800		550002881DS	\$855
ACCESSORY CARTON - 900		550002882DS	\$1,016
ACCESSORY CARTON - 1000		550002868DS	\$1,107
ACCESSORY CARTON - 1100		550002883DS	\$1,265
ACCESSORY CARTON - 1200		550002884DS	\$1,331
ACCESSORY CARTON - 1300		550002885DS	\$2,028
ACCESSORY CARTON - 1400		550002886DS	\$2,108
ACCESSORY CARTON - 1500		550002869DS	\$2,226
CSD-1 STEAM TRIM - GRAVITY/CONDENSATE (ALL SIZES)		41257103D	\$532
CSD-1 STEAM TRIM - FEED PUMP (ALL SIZES)		41257104D	\$1,492
CSD-1 ACCESSORY CARTON - 300		550002893DS	\$410
CSD-1 ACCESSORY CARTON - 400		550002894DS	\$486
CSD-1 ACCESSORY CARTON - 500		550002895DS	\$581
CSD-1 ACCESSORY CARTON - 600		550002896DS	\$1,315
CSD-1 ACCESSORY CARTON - 700		550002897DS	\$1,413
CSD-1 ACCESSORY CARTON - 800		550002898DS	\$1,498
CSD-1 ACCESSORY CARTON - 900		550002899DS	\$1,691

D249-COMPONENTS & OPTIONAL EQUIP. CONTINUED		PN	TRADE
CSD-1 ACCESSORY CARTON - 1000		550002900DS	\$1,782
CSD-1 ACCESSORY CARTON - 1100		550002901DS	\$1,940
CSD-1 ACCESSORY CARTON - 1200		550002902DS	\$2,018
CSD-1 ACCESSORY CARTON - 1300		550002903DS	\$2,713
CSD-1 ACCESSORY CARTON - 1400		550002904DS	\$2,795
CSD-1 ACCESSORY CARTON - 1500		550002905DS	\$2,878

**D249 SERIES STEAM CONTINUED**

(USE PARTS MULTIPLIER FOR ALL OF THE FOLLOWING)		PN	TRADE
STEAM MANUAL RESET PRESSURE CONTROL (L4079B1033)		14662311	\$271
M-M 47-2 LWCO & FEEDER (MODELS 300-1500)		1280001	\$1,218
STRAP ON OPERATING CONTROL (L6006C-1034)		14662313	\$163
LWCO, MAN RESET, CSD-1 APPROVED, SHT PROBE		240007388	\$216

**D249 SERIES STEAM - STANDARD EQUIPMENT**

**STANDARD EQUIPMENT:**

D249 Series Gas Fired Steam Boilers are low pressure, sectional, cast iron boilers manufactured in 15 heating sizes. Input range from 300,000 to 1,500,000 Btuh for use in larger sized residences, schools, churches, and commercial or industrial buildings. These boilers can be used in multiples to supply even larger loads. The D249 Series Boiler is a modular design. Bases, Jackets and Drafhoods are designed in three modular sizes and all boilers are field assembled using a combination of one or more of these three modules. Boiler bases are preassembled at the factory with the gas valve, manifold, burners, and pilot installed. All drafhoods have a cleanout panel to provide easy access to flueways for inspection and cleaning. On-site boiler assembly is quick and easy with preassembled bases and easy section by section assembly procedures. The same assembly techniques are used on all sizes, so assemblers become familiar with the equipment and are able to reduce installation time and cost. Steam boilers are designed for use with a maximum working pressure of 15 psig. STANDARD EQUIPMENT - STEAM: (67 Low Water Cut-Off, PA404A Pressuretrol and Syphon Loop, Water Gauge Glass Set with Glass and Rods, Steam Gauge, Pop Safety Valve).

**D249 - COMPONENTS & OPTIONAL EQUIPMENT  
CSD-1 CONTROL REQUIREMENTS**

The optional CSD-1 controls modify the standard D249 boiler on both the fuel train and the steam trim as follows:

**STEAM BOILER WITH BOILER FEED PUMP RETURN SYSTEM**

- Add SF-500 Hydrolevel Safeguard Manual Reset L.W.C.O.
- Add 150S-B-MD L.W.C.O. and Pump Control
- Delete 67D-1 L.W.C.O.
- Add L404L Manual Reset Pressure Control

**STEAM BOILER WITH GRAVITY OR CONDENSATE PUMP RETURN SYSTEM**

- Add SF-500 Hydrolevel Safeguard Manual Reset L.W.C.O.
- Add L404C Manual Reset Pressure Control

The SF-500 L.W.C.O. is the secondary L.W.C.O. to the 67D-1 L.W.C.O. furnished standard with the boiler.

**FUEL TRAIN**

Substitute CSD-1 fuel train(s) for standard which includes (per base): Intermittent Pilot Module (PT#1140007) control Stop w/alarm 1003-612A & (PT#1140008) Control CSD1 Lockout Board BD 1145-2 with manual reset; Independent Pilot Gas Line (Manual shut-off valve, Pressure regulator, Safety shut-off valve); Main Gas Line (Gas Valve, Two leak test cocks, Manual shut-off downstream of the main gas valve).

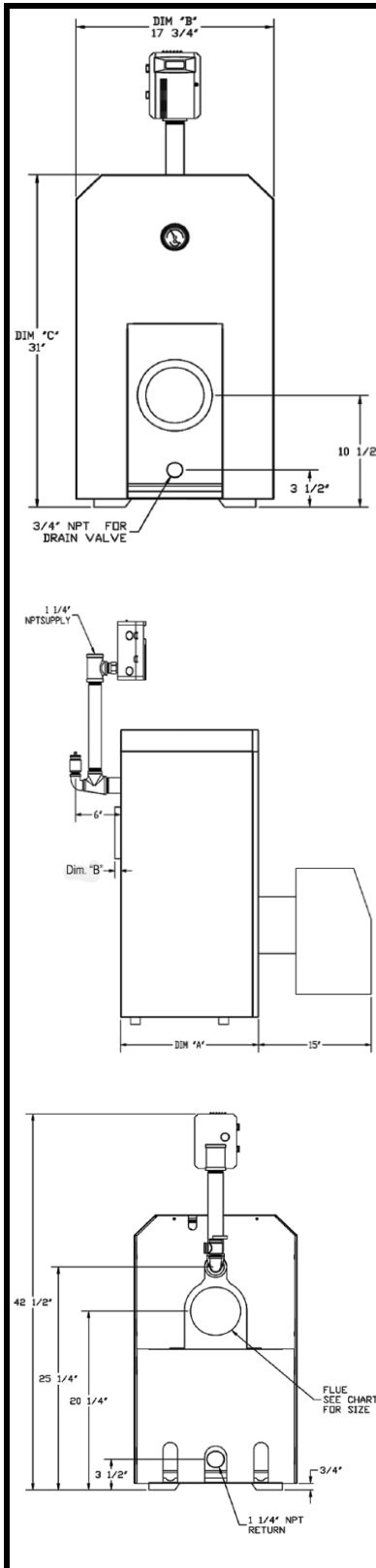
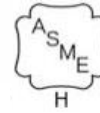
**NOTES:**

1. The D249300S and D249400S do not require fuel train modifications for CSD-1. The standard fuel train is furnished.
2. Control equipment is included to meet Dunkirk's interpretation of CSD-1. Consult local authorities before the installation of the boiler. Additional controls, if required can be provided at an additional price.

**EXCELSIOR EXB SERIES**

OIL 3-PASS  
WATER BOILER

65 psi  
MAWP



**General Information** (See IOM for complete instructions)

Clearances		Combustible Materials	Accessibility, Cleaning & Servicing
		(Required) (1)	(2)
(1) Required distances measured from boiler jacket or flue.	Top	12" (32 cm)	24" (61 cm)
	Right Side	2" (5 cm)	24" (61 cm)
	Left Side	2" (5 cm)	24" (61 cm)
(2) Accessibility, Cleaning & Servicing recommendation.	Floor	Combustible	N/A
	Front	17" (43 cm)	24" (61 cm)
	Back	9" (23 cm)	24" (61 cm)
	Flue	9" (23 cm)	9" (23 cm)
<b>Connections</b>	<b>Return/Supply Water</b>		
<b>All Models</b>	1-1/4" NPT		
<b>Electrical</b>	120 Volts AC, 60 hertz, 1 phase, Less than 12 amps (15 amp circuit recommended)		
<b>Water Content</b>	EXB4 - 3.6 Gallons, EXB5 - 4.3 Gallons, EXB6 - 5.1 Gallons, EXB7 - 5.9 Gallons		
<b>Dimensions</b>			
<b>Model</b>	<b>A "Depth"</b>	<b>B "Width"</b>	<b>"C Height"</b>
EXB4	18-3/8 (46 cm)	17-3/4" (45 cm)	31" (79 cm)
EXB5	21-5/8 (56 cm)	17-3/4" (45 cm)	31" (79 cm)
EXB6	24-7/8 (64 cm)	17-3/4" (45 cm)	31" (79 cm)
EXB7	28-1/8 (72 cm)	17-3/4" (45 cm)	31" (79 cm)

All Excelsior EXB boilers are factory equipped for chimney venting. For direct vent installations, order chimney vent boiler less burner, and order appropriate direct vent burner kit, direct vent pipe kit and direct vent termination.

EXCELSIOR EXB SERIES CONTINUED										
(BECKETT BURNER - LESS PUMP)										
BOILER MODEL	ITEM NUMBER	TRADE PRICE	NO. OF SEC.	INPUT (MBH)	HTG. CAP. (MBH)	AHRI NET (MBH)	AFUE RATING %	CHIMNEY SIZE	FLUE DIA.	SHIP WGT.
EXB4075	EXB407530200203	\$2,340	4	105	91	79	86.0	8"x 8"x15'	5"	436
EXB4095	EXB409530200203	\$2,340	4	133	114	99	85.0		5"	436
EXB4110	EXB411030200203	\$2,340	4	154	132	115	84.0		5"	436
EXB5100	EXB510030200203	\$2,667	5	140	122	106	86.5		5"	496
EXB5115	EXB511530200203	\$2,667	5	161	139	121	85.0		5"	496
EXB5135	EXB513530200203	\$2,667	5	189	161	140	84.0		5"	496
EXB6130	EXB613030200203	\$2,814	6	182	159	138	86.5		5"	560
EXB6145	EXB614530200203	\$2,814	6	203	176	153	85.0		5"	560
EXB7165	EXB716530200203	\$3,212	7	231	201	175	86.0		6"	620
(BECKETT BURNER - WITH TACO ECM SYSTEM PUMP)										
BOILER MODEL	ITEM NUMBER	TRADE PRICE	NO. OF SEC.	INPUT (MBH)	HTG. CAP. (MBH)	AHRI NET (MBH)	AFUE RATING %	CHIMNEY SIZE	FLUE DIA.	SHIP WGT.
EXB4075	EXB407530240203	\$2,412	4	105	91	79	86.0	8"x 8"x15'	5"	436
EXB4095	EXB409530240203	\$2,412	4	133	114	99	85.0		5"	436
EXB4110	EXB411030240203	\$2,412	4	154	132	115	84.0		5"	436
EXB5100	EXB510030240203	\$2,740	5	140	122	106	86.5		5"	496
EXB5115	EXB511530240203	\$2,740	5	161	139	121	85.0		5"	496
EXB5135	EXB513530240203	\$2,740	5	189	161	140	84.0		5"	496
EXB6130	EXB613030240203	\$2,887	6	182	159	138	86.5		5"	560
EXB6145	EXB614530240203	\$2,887	6	203	176	153	85.0		5"	560
EXB7165	EXB716530240203	\$3,284	7	231	201	175	86.0		6"	620
(BECKETT BURNER - WITH GRUNDFOS SYSTEM PUMP)										
BOILER MODEL	ITEM NUMBER	TRADE PRICE	NO. OF SEC.	INPUT (MBH)	HTG. CAP. (MBH)	AHRI NET (MBH)	AFUE RATING %	CHIMNEY SIZE	FLUE DIA.	SHIP WGT.
EXB4075	EXB407530220203	\$2,412	4	105	91	79	86.0	8"x 8"x15'	5"	436
EXB4095	EXB409530220203	\$2,412	4	133	114	99	85.0		5"	436
EXB4110	EXB411030220203	\$2,412	4	154	132	115	84.0		5"	436
EXB5100	EXB510030220203	\$2,740	5	140	122	106	86.5		5"	496
EXB5115	EXB511530220203	\$2,740	5	161	139	121	85.0		5"	496
EXB5135	EXB513530220203	\$2,740	5	189	161	140	84.0		5"	496
EXB6130	EXB613030220203	\$2,887	6	182	159	138	86.5		5"	560
EXB6145	EXB614530220203	\$2,887	6	203	176	153	85.0		5"	560
EXB7165	EXB716530220203	\$3,284	7	231	201	175	86.0		6"	620
(LESS BURNER- WITH TACO ECM SYSTEM PUMP)										
BOILER MODEL	ITEM NUMBER	TRADE PRICE	NO. OF SEC.	INPUT (MBH)	HTG. CAP. (MBH)	AHRI NET (MBH)	AFUE RATING %	CHIMNEY SIZE	FLUE DIA.	SHIP WGT.
EXB4110	EXB411020240203	\$1,786	4	154	132	115	84.0	8"x 8"x15'	5"	436
EXB5135	EXB513520240203	\$2,081	5	189	161	140	84.0		5"	496
EXB6165	EXB616520240203	\$2,286	6	231	198	172	84.0		5"	560
EXB7190	EXB719020240203	\$2,633	7	266	228	198	84.0		6"	620
(LESS BURNER- WITH GRUNDFOS SYSTEM PUMP)										
BOILER MODEL	ITEM NUMBER	TRADE PRICE	NO. OF SEC.	INPUT (MBH)	HTG. CAP. (MBH)	AHRI NET (MBH)	AFUE RATING %	CHIMNEY SIZE	FLUE DIA.	SHIP WGT.
EXB4110	EXB411020220203	\$1,786	4	154	132	115	84.0	8"x 8"x15'	5"	436
EXB5135	EXB513520220203	\$2,081	5	189	161	140	84.0		5"	496
EXB6165	EXB616520220203	\$2,286	6	231	198	172	84.0		5"	560
EXB7190	EXB719020220203	\$2,633	7	266	228	198	84.0		6"	620

<b>(LESS BURNER - LESS PUMP)</b>										
<b>BOILER MODEL</b>	<b>ITEM NUMBER</b>	<b>TRADE PRICE</b>	<b>NO. OF SEC.</b>	<b>INPUT (MBH)</b>	<b>HTG. CAP. (MBH)</b>	<b>AHRI NET (MBH)</b>	<b>AFUE RATING %</b>	<b>CHIMNEY SIZE</b>	<b>FLUE DIA.</b>	<b>SHIP WGT.</b>
EXB4110	EXB411020200203	\$1,714	4	154	132	115	84.0	8"x 8"x15'	5"	436
EXB5135	EXB513520200203	\$2,008	5	189	161	140	84.0		5"	496
EXB6165	EXB616520200203	\$2,213	6	231	198	172	84.0		5"	560
EXB7190	EXB719020200203	\$2,560	7	266	228	198	84.0		6"	620

<b>(RIELLO BURNER - LESS PUMP)</b>										
<b>BOILER MODEL</b>	<b>ITEM NUMBER</b>	<b>TRADE PRICE</b>	<b>NO. OF SEC.</b>	<b>INPUT (MBH)</b>	<b>HTG. CAP. (MBH)</b>	<b>AHRI NET (MBH)</b>	<b>AFUE RATING %</b>	<b>CHIMNEY SIZE</b>	<b>FLUE DIA.</b>	<b>SHIP WGT.</b>
EXB4075	EXB407550200203	\$2,404	4	105	91	79	86.0	8"x 8"x15'	5"	436
EXB4095	EXB409550200203	\$2,404	4	133	114	99	85.0		5"	436
EXB4110	EXB411050200203	\$2,404	4	154	132	115	84.0		5"	436
EXB5100	EXB510050200203	\$2,774	5	140	122	106	86.5		5"	496
EXB5115	EXB511550200203	\$2,774	5	161	139	121	85.0		5"	496
EXB5135	EXB513550200203	\$2,774	5	189	161	140	84.0		5"	496
EXB6130	EXB613050200203	\$2,919	6	182	159	138	86.5		5"	560
EXB6145	EXB614550200203	\$2,919	6	203	176	153	85.0		5"	560
EXB6165	EXB616550200203	\$3,185	6	231	198	172	84.0		5"	560
EXB7165	EXB716550200203	\$3,264	7	231	201	175	86.0		6"	620
EXB7180	EXB718050200203	\$3,530	7	252	217	189	85.0		6"	620
EXB7190	EXB719050200203	\$3,530	7	266	228	198	84.0	8"x 8"x20'	6"	620

<b>(RIELLO BURNER - WITH TACO ECM SYSTEM PUMP)</b>										
<b>BOILER MODEL</b>	<b>ITEM NUMBER</b>	<b>TRADE PRICE</b>	<b>NO. OF SEC.</b>	<b>INPUT (MBH)</b>	<b>HTG. CAP. (MBH)</b>	<b>AHRI NET (MBH)</b>	<b>AFUE RATING %</b>	<b>CHIMNEY SIZE</b>	<b>FLUE DIA.</b>	<b>SHIP WGT.</b>
EXB4075	EXB407550240203	\$2,477	4	105	91	79	86.0	8"x 8"x15'	5"	436
EXB4095	EXB409550240203	\$2,477	4	133	114	99	85.0		5"	436
EXB4110	EXB411050240203	\$2,477	4	154	132	115	84.0		5"	436
EXB5100	EXB510050240203	\$2,847	5	140	122	106	86.5		5"	496
EXB5115	EXB511550240203	\$2,847	5	161	139	121	85.0		5"	496
EXB5135	EXB513550240203	\$2,847	5	189	161	140	84.0		5"	496
EXB6130	EXB613050240203	\$2,992	6	182	159	138	86.5		5"	560
EXB6145	EXB614550240203	\$2,992	6	203	176	153	85.0		5"	560
EXB6165	EXB616550240203	\$3,258	6	231	198	172	84.0		5"	560
EXB7165	EXB716550240203	\$3,337	7	231	201	175	86.0		6"	620
EXB7180	EXB718050240203	\$3,603	7	252	217	189	85.0		6"	620
EXB7190	EXB719050240203	\$3,603	7	266	228	198	84.0	8"x 8"x20'	6"	620

<b>(RIELLO BURNER - WITH GRUNDFOS SYSTEM PUMP)</b>										
<b>BOILER MODEL</b>	<b>ITEM NUMBER</b>	<b>TRADE PRICE</b>	<b>NO. OF SEC.</b>	<b>INPUT (MBH)</b>	<b>HTG. CAP. (MBH)</b>	<b>AHRI NET (MBH)</b>	<b>AFUE RATING %</b>	<b>CHIMNEY SIZE</b>	<b>FLUE DIA.</b>	<b>SHIP WGT.</b>
EXB4075	EXB407550220203	\$2,477	4	105	91	79	86.0	8"x 8"x15'	5"	436
EXB4095	EXB409550220203	\$2,477	4	133	114	99	85.0		5"	436
EXB4110	EXB411050220203	\$2,477	4	154	132	115	84.0		5"	436
EXB5100	EXB510050220203	\$2,847	5	140	122	106	86.5		5"	496
EXB5115	EXB511550220203	\$2,847	5	161	139	121	85.0		5"	496
EXB5135	EXB513550220203	\$2,847	5	189	161	140	84.0		5"	496
EXB6130	EXB613050220203	\$2,992	6	182	159	138	86.5		5"	560
EXB6145	EXB614550220203	\$2,992	6	203	176	153	85.0		5"	560
EXB6165	EXB616550220203	\$3,258	6	231	198	172	84.0		5"	560
EXB7165	EXB716550220203	\$3,337	7	231	201	175	86.0		6"	620
EXB7180	EXB718050220203	\$3,603	7	252	217	189	85.0		6"	620
EXB7190	EXB719050220203	\$3,603	7	266	228	198	84.0	8"x 8"x20'	6"	620



**EXCELSIOR EXB SERIES CONTINUED**

<b>EXCELSIOR EXB SERIES - VENTING OPTIONS/ADD. EQUIPMENT</b>	<b>PN</b>	<b>TRADE</b>
<b>36" RISER TERMINATION</b>	<b>29231D</b>	<b>\$1,087</b>
<b>STANDARD TERMINATION</b>	<b>28972D</b>	<b>\$463</b>
<b>4" ID X 10 FT DIRECT VENT PIPE KIT (SELECT TERMINATION)</b>	<b>550003419D</b>	<b>\$532</b>
<b>4" ID X 15 FT DIRECT VENT PIPE KIT (SELECT TERMINATION)</b>	<b>550003420D</b>	<b>\$637</b>
<b>4" ID X 20 FT DIRECT VENT PIPE KIT (SELECT TERMINATION)</b>	<b>550003421D</b>	<b>\$750</b>

**SELECT DIRECT VENT BURNER FROM REPLACEMENT BURNERS LISTED BELOW**

<b>(USE PARTS MULTIPLIER FOR ALL OF THE FOLLOWING)</b>	<b>PN</b>	<b>TRADE</b>
<b>KIT, HIGH LIMIT MANUAL RESET L4006E1109 WITH PLUG IN HARNESS</b>	<b>550001929</b>	<b>\$225</b>
<b>FILL-TROL FOR WATER BOILERS 150 MBH OR LESS</b>	<b>14624002</b>	<b>\$297</b>
<b>FILL-TROL FOR WATER BOILERS OVER 150 MBH</b>	<b>14624003</b>	<b>\$400</b>

**REPLACEMENT BURNERS**

<b>DESCRIPTION</b>	<b>MODEL</b>	<b>PN</b>	<b>TRADE</b>
Oil Burner - Beckett Chimney Vent w/o Cover Model AFG except 5115 & 5135 use Model NX	4075	240007232D	\$584
	4095	240009385D	\$584
	4110	240009386D	\$584
	5100	240007233D	\$619
	5115	240009387D	\$619
	5135	240009388D	\$619
	6130	240007234D	\$559
	6145	240009389D	\$559
	7165	240007235D	\$612
Oil Burner - Same as above w/Cover	4075	240007144D	\$626
	4095	240009377D	\$626
	4110	240009378D	\$626
	5100	240007145D	\$660
	5115	240009379D	\$660
	5135	240009380D	\$660
	6130	240007146D	\$600
	6145	240009381D	\$600
Oil Burner - Beckett Direct Vent Model NX	4075	240007531D	\$747
	4095	240009393D	\$747
	5100	240007532D	\$779
	5115	240009395D	\$779
	5135	240009396D	\$779
	6130	240007533D	\$720
Oil Burner - Riello Chimney Vent Model 40F	4075	240007502D	\$690
	4095	240009399D	\$690
	4110	240009400D	\$690
	5100	240007503D	\$767
	5115	240009401D	\$767
	5135	550002638D	\$767
	6130	550002639D	\$705
	6145	550002640D	\$705
	6165	240009404D	\$971
	7165	240007505D	\$705
	7180	550002641D	\$971
	7190	240009406D	\$971
Oil Burner - Riello Direct Vent Model 40BF	4075	240007528D	\$1,008
	4095	240009407D	\$1,008
	4110	240009408D	\$1,008
	5100	240007529D	\$1,082
	5115	240009409D	\$1,082
	5135	240009410D	\$1,082
	6130	240007530D	\$1,022

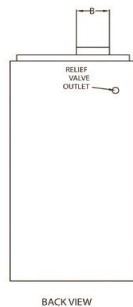
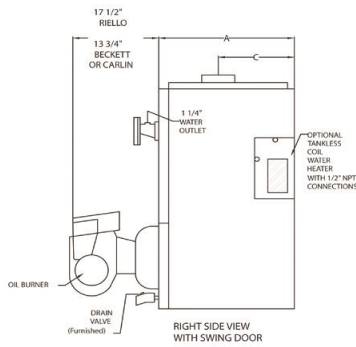
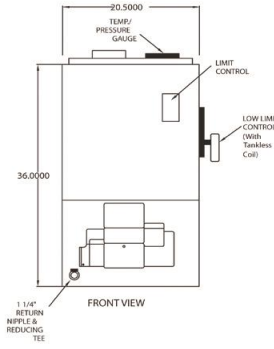
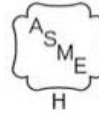
**EXCELSIOR EXB SERIES CONTINUED****REPLACEMENT BURNERS**

DESCRIPTION	MODEL	PN	TRADE
Oil Burner - Carlin Chimney Vent EZ-LF	4075	240010357D	\$631
	4095		
	4110		
	5100		
	5115		
	5135		

**EXB SERIES - STANDARD EQUIPMENT****STANDARD EQUIPMENT:**

- Boiler Control Module: Hydrolevel Fuel Smart HydroStat Control - combination Low Water Cut Off with boiler temperature reset and circulator control.
- User Display Interface: Digital display with easy to set dial-type limit settings.
- Heat Exchanger: High efficiency, cast iron, 3-pass design with reversible swing door and target wall. Efficiency baffles/liner by model.
- Combustion: Oil burner with protective cover, flexible oil line.
- Electrical: Wiring harness with Molex connectors. Burner with electrical plug in cord.
- Other: Temperature/pressure gauge, 3/4" ASME relief valve, drain valve, textured painted steel jacket, barometric draft control.

**EW II SERIES III**  
**OIL**  
**HOT WATER BOILER**  
**ATMOSPHERIC**  
**(CHIMNEY VENTED)**



**General Information (See IOM for complete instructions)**

Clearances		Combustible Materials Required (1)	Servicing (2)	Flue to Combustible Clearance
(2) Service, proper operation clearance recommendation.	<b>Left Side</b>	6" (15.2 cm)	N/A	
	<b>Right Side</b>	24" (61 cm)	N/A	
	<b>Base</b>	Non-Combustible	N/A	
	<b>Front</b>	24" (61 cm)	N/A	
	<b>Back</b>	6" (15.2 cm)	N/A	

<b>Connections</b>	<b>Return/Supply Water</b>
--------------------	----------------------------

<b>All Models</b>	1-1/4" NPT
-------------------	------------

<b>Electrical</b>	120 Volts AC, 60 hertz, 1 phase, Less than 12 amps (15 amp circuit recommended)
-------------------	---

<b>Water Content</b>	3EW - 9.6 Gallons, 4EW - 11.6 Gallons, 5EW - 13.7 Gallons
----------------------	---

Dimensions			
Model	A "Depth"	B "Flue"	C "Back of Boiler to Center Line of Flue"
3EW	14-1/2"	6"	8"
4EW	17-3/4"	6"	9-5/8"
5EW	21"	6"	11-1/2"

## BECKETT BURNER

### LESS PUMP

BOILER MODEL	ITEM NUMBER	TRADE PRICE	BURNER FIRE RATE	INPUT (MBH)	HTG. CAP. (MBH)	AHRI NET (MBH)	A.F.U.E. RATING %	CHIM DIA.	SHIP WGT.
3EW.65	EWB306531200303	\$2,753	0.65	91	80	70	86.3%	8"X8"X15'	470
3EW.75	EWB307531200303	\$2,753	0.75	105	92	80	85.2%	8"X8"X15'	470
3EW1.00	EWB310031200303	\$2,753	1.00	140	120	104	84.0%	8"X8"X15'	470
4EW.90	EWB409031200303	\$3,239	0.90	126	111	97	86.0%	8"X8"X15'	545
4EW1.25	EWB412531200303	\$3,239	1.25	175	151	131	85.0%	8"X8"X15'	545
4EW1.50	EWB415031200303	\$3,239	1.50	210	179	156	84.0%	8"X8"X15'	545
5EW1.20	EWB512031200303	\$3,915	1.20	168	147	128	86.5%	8"X8"X15'	630
5EW1.75	EWB517531200303	\$3,915	1.75	245	210	183	84.3%	8"X8"X15'	630

### LESS PUMP WITH COIL

BOILER MODEL	ITEM NUMBER	TRADE PRICE	BURNER FIRE RATE	INPUT (MBH)	HTG. CAP. (MBH)	AHRI NET (MBH)	A.F.U.E. RATING %	CHIM DIA.	TANK-LESS G.P.M.	SHIP WGT.
3EW.65	EWB306532200303	\$3,215	0.65	91	80	70	86.3%	8"X8"X15'	2.90	470
3EW.75	EWB307532200303	\$3,215	0.75	105	92	80	85.2%	8"X8"X15'	3.00	470
3EW1.00	EWB310032200303	\$3,215	1.00	140	120	104	84.0%	8"X8"X15'	3.25	470
4EW.90	EWB409032200303	\$3,704	0.90	126	111	97	86.0%	8"X8"X15'	3.15	545
4EW1.25	EWB412532200303	\$3,704	1.25	175	151	131	85.0%	8"X8"X15'	3.50	545
4EW1.50	EWB415032200303	\$3,704	1.50	210	179	156	84.0%	8"X8"X15'	3.75	545
5EW1.20	EWB512032200303	\$4,386	1.20	168	147	128	86.5%	8"X8"X15'	3.45	630
5EW1.75	EWB517532200303	\$4,386	1.75	245	210	183	84.3%	8"X8"X15'	4.00	630

### TACO ECM SYSTEM PUMP

BOILER MODEL	ITEM NUMBER	TRADE PRICE	BURNER FIRE RATE	INPUT (MBH)	HTG. CAP. (MBH)	AHRI NET (MBH)	A.F.U.E. RATING %	CHIM DIA.	SHIP WGT.
3EW.65	EWB306531240303	\$2,827	0.65	91	80	70	86.3%	8"X8"X15'	470
3EW.75	EWB307531240303	\$2,827	0.75	105	92	80	85.2%	8"X8"X15'	470
3EW1.00	EWB310031240303	\$2,827	1.00	140	120	104	84.0%	8"X8"X15'	470
4EW.90	EWB409031240303	\$3,312	0.90	126	111	97	86.0%	8"X8"X15'	545
4EW1.25	EWB412531240303	\$3,312	1.25	175	151	131	85.0%	8"X8"X15'	545
4EW1.50	EWB415031240303	\$3,312	1.50	210	179	156	84.0%	8"X8"X15'	545
5EW1.20	EWB512031240303	\$3,988	1.20	168	147	128	86.5%	8"X8"X15'	630
5EW1.75	EWB517531240303	\$3,988	1.75	245	210	183	84.3%	8"X8"X15'	630

### TACO ECM SYSTEM PUMP WITH COIL

BOILER MODEL	ITEM NUMBER	TRADE PRICE	BURNER FIRE RATE	INPUT (MBH)	HTG. CAP. (MBH)	AHRI NET (MBH)	A.F.U.E. RATING %	CHIM DIA.	TANK-LESS G.P.M.	SHIP WGT.
3EW.65	EWB306532240303	\$3,290	0.65	91	80	70	86.3%	8"X8"X15'	2.90	470
3EW.75	EWB307532240303	\$3,290	0.75	105	92	80	85.2%	8"X8"X15'	3.00	470
3EW1.00	EWB310032240303	\$3,290	1.00	140	120	104	84.0%	8"X8"X15'	3.25	470
4EW.90	EWB409032240303	\$3,777	0.90	126	111	97	86.0%	8"X8"X15'	3.15	545
4EW1.25	EWB412532240303	\$3,777	1.25	175	151	131	85.0%	8"X8"X15'	3.50	545
4EW1.50	EWB415032240303	\$3,777	1.50	210	179	156	84.0%	8"X8"X15'	3.75	545
5EW1.20	EWB512032240303	\$4,459	1.20	168	147	128	86.5%	8"X8"X15'	3.45	630
5EW1.75	EWB517532240303	\$4,459	1.75	245	210	183	84.3%	8"X8"X15'	4.00	630

## BECKETT BURNER CONTINUED

GRUNDFOS SYSTEM PUMP										
BOILER MODEL	ITEM NUMBER	TRADE PRICE	BURNER FIRE RATE	INPUT (MBH)	HTG. CAP. (MBH)	AHRI NET (MBH)	A.F.U.E. RATING %	CHIM DIA.	SHIP WGT.	
3EW.65	EWB306531230303	\$2,827	0.65	91	80	70	86.3%	8"X8"X15'	470	
3EW.75	EWB307531220303	\$2,827	0.75	105	92	80	85.2%	8"X8"X15'	470	
3EW1.00	EWB310031220303	\$2,827	1.00	140	120	104	84.0%	8"X8"X15'	470	
4EW.90	EWB409031220303	\$3,312	0.90	126	111	97	86.0%	8"X8"X15'	545	
4EW1.25	EWB412531220303	\$3,312	1.25	175	151	131	85.0%	8"X8"X15'	545	
4EW1.50	EWB415031220303	\$3,312	1.50	210	179	156	84.0%	8"X8"X15'	545	
5EW1.20	EWB512031220303	\$3,988	1.20	168	147	128	86.5%	8"X8"X15'	630	
5EW1.75	EWB517531220303	\$3,988	1.75	245	210	183	84.3%	8"X8"X15'	630	
GRUNDFOS SYSTEM PUMP WITH COIL										
BOILER MODEL	ITEM NUMBER	TRADE PRICE	BURNER FIRE RATE	INPUT (MBH)	HTG. CAP. (MBH)	AHRI NET (MBH)	A.F.U.E. RATING %	CHIM DIA.	TANK-LESS G.P.M.	SHIP WGT.
3EW.65	EWB306532230303	\$3,290	0.65	91	80	70	86.3%	8"X8"X15'	2.90	470
3EW.75	EWB307532220303	\$3,290	0.75	105	92	80	85.2%	8"X8"X15'	3.00	470
3EW1.00	EWB310032220303	\$3,290	1.00	140	120	104	84.0%	8"X8"X15'	3.25	470
4EW.90	EWB409032220303	\$3,777	0.90	126	111	97	86.0%	8"X8"X15'	3.15	545
4EW1.25	EWB412532220303	\$3,777	1.25	175	151	131	85.0%	8"X8"X15'	3.50	545
4EW1.50	EWB415032220303	\$3,777	1.50	210	179	156	84.0%	8"X8"X15'	3.75	545
5EW1.20	EWB512032220303	\$4,459	1.20	168	147	128	86.5%	8"X8"X15'	3.45	630
5EW1.75	EWB517532220303	\$4,459	1.75	245	210	183	84.3%	8"X8"X15'	4.00	630
B&G SYSTEM PUMP										
BOILER MODEL	ITEM NUMBER	TRADE PRICE	BURNER FIRE RATE	INPUT (MBH)	HTG. CAP. (MBH)	AHRI NET (MBH)	A.F.U.E. RATING %	CHIM DIA.	SHIP WGT.	
3EW.75	EWB307531230303	\$2,827	0.75	105	92	80	85.2%	8"X8"X15'	470	
3EW1.00	EWB310031230303	\$2,827	1.00	140	120	104	84.0%	8"X8"X15'	470	
4EW1.25	EWB412531230303	\$3,312	1.25	175	151	131	85.0%	8"X8"X15'	545	
B&G SYSTEM PUMP WITH COIL										
BOILER MODEL	ITEM NUMBER	TRADE PRICE	BURNER FIRE RATE	INPUT (MBH)	HTG. CAP. (MBH)	AHRI NET (MBH)	A.F.U.E. RATING %	CHIM DIA.	TANK-LESS G.P.M.	SHIP WGT.
3EW.75	EWB307532230303	\$3,290	0.75	105	92	80	85.2%	8"X8"X15'	3.00	470
3EW1.00	EWB310032230303	\$3,290	1.00	140	120	104	84.0%	8"X8"X15'	3.25	470
4EW1.25	EWB412532230303	\$3,777	1.25	175	151	131	85.0%	8"X8"X15'	3.50	545
4EW1.50	EWB415032230303	\$3,784	1.50	210	179	156	84.0%	8"X8"X15'	3.75	545
LESS BURNER										
LESS SYSTEM PUMP										
BOILER MODEL	ITEM NUMBER	TRADE PRICE	BURNER FIRE RATE	INPUT (MBH)	HTG. CAP. (MBH)	AHRI NET (MBH)	A.F.U.E. RATING %	CHIM DIA.	SHIP WGT.	
3EW1.00	EWB310021200303	\$2,141	1.00	140	120	104	84.0%	8"X8"X15'	470	
4EW1.50	EWB415021200303	\$2,627	1.50	210	179	156	84.0%	8"X8"X15'	545	
5EW1.75	EWB517521200303	\$3,303	1.75	245	210	183	84.3%	8"X8"X15'	630	
LESS SYSTEM PUMP WITH COIL										
BOILER MODEL	ITEM NUMBER	TRADE PRICE	BURNER FIRE RATE	INPUT (MBH)	HTG. CAP. (MBH)	AHRI NET (MBH)	A.F.U.E. RATING %	CHIM DIA.	TANK-LESS G.P.M.	SHIP WGT.
3EW1.00	EWB310022200303	\$2,603	1.00	140	120	104	84.0%	8"X8"X15'	3.25	470
4EW1.50	EWB415022200303	\$3,091	1.50	210	179	156	84.0%	8"X8"X15'	3.75	545
5EW1.75	EWB517522200303	\$3,774	1.75	245	210	183	84.3%	8"X8"X15'	4.00	630

## LESS BURNER CONTINUED

### TACO ECM SYSTEM PUMP

BOILER MODEL	ITEM NUMBER	TRADE PRICE	BURNER FIRE RATE	INPUT (MBH)	HTG. CAP. (MBH)	AHRI NET (MBH)	A.F.U.E. RATING %	CHIM DIA.	SHIP WGT.
3EW.65	EWB310021240303	\$2,215	0.65	91	80	70	86.3%	8"X8"X15'	470
3EW.75			0.75	105	92	80	85.2%	8"X8"X15'	470
3EW1.00			1.00	140	120	104	84.0%	8"X8"X15'	470
4EW.90	EWB415021240303	\$2,700	0.90	126	111	97	86.0%	8"X8"X15'	545
4EW1.25			1.25	175	151	131	85.0%	8"X8"X15'	545
4EW1.50			1.50	210	179	156	84.0%	8"X8"X15'	545
5EW1.20	EWB517521240303	\$3,376	1.20	168	147	128	86.5%	8"X8"X15'	630
5EW1.75			1.75	245	210	183	84.3%	8"X8"X15'	630

### TACO ECM SYSTEM PUMP WITH COIL

BOILER MODEL	ITEM NUMBER	TRADE PRICE	BURNER FIRE RATE	INPUT (MBH)	HTG. CAP. (MBH)	AHRI NET (MBH)	A.F.U.E. RATING %	CHIM DIA.	TANK-LESS G.P.M.	SHIP WGT.
3EW.65	EWB310022240303	\$2,678	0.65	91	80	70	86.3%	8"X8"X15'	2.90	470
3EW.75			0.75	105	92	80	85.2%	8"X8"X15'	3.00	470
3EW1.00			1.00	140	120	104	84.0%	8"X8"X15'	3.25	470
4EW.90	EWB415022240303	\$3,163	0.90	126	111	97	86.0%	8"X8"X15'	3.15	545
4EW1.25			1.25	175	151	131	85.0%	8"X8"X15'	3.50	545
4EW1.50			1.50	210	179	156	84.0%	8"X8"X15'	3.75	545
5EW1.20	EWB517522240303	\$3,847	1.20	168	147	128	86.5%	8"X8"X15'	3.45	630
5EW1.75			1.75	245	210	183	84.3%	8"X8"X15'	4.00	630

### GRUNDFOS SYSTEM PUMP

BOILER MODEL	ITEM NUMBER	TRADE PRICE	BURNER FIRE RATE	INPUT (MBH)	HTG. CAP. (MBH)	AHRI NET (MBH)	A.F.U.E. RATING %	CHIM DIA.	SHIP WGT.
3EW.65	EWB310021220303	\$2,215	0.65	91	80	70	86.3%	8"X8"X15'	470
3EW.75			0.75	105	92	80	85.2%	8"X8"X15'	470
3EW1.00			1.00	140	120	104	84.0%	8"X8"X15'	470
4EW.90	EWB415021220303	\$2,700	0.90	126	111	97	86.0%	8"X8"X15'	545
4EW1.25			1.25	175	151	131	85.0%	8"X8"X15'	545
4EW1.50			1.50	210	179	156	84.0%	8"X8"X15'	545
5EW1.20	EWB517521220303	\$3,376	1.20	168	147	128	86.5%	8"X8"X15'	630
5EW1.75			1.75	245	210	183	84.3%	8"X8"X15'	630

### GRUNDFOS SYSTEM PUMP WITH COIL

BOILER MODEL	ITEM NUMBER	TRADE PRICE	BURNER FIRE RATE	INPUT (MBH)	HTG. CAP. (MBH)	AHRI NET (MBH)	A.F.U.E. RATING %	CHIM DIA.	TANK-LESS G.P.M.	SHIP WGT.
3EW.65	EWB310022220303	\$2,678	0.65	91	80	70	86.3%	8"X8"X15'	2.90	470
3EW.75			0.75	105	92	80	85.2%	8"X8"X15'	3.00	470
3EW1.00			1.00	140	120	104	84.0%	8"X8"X15'	3.25	470
4EW.90	EWB415022220303	\$3,163	0.90	126	111	97	86.0%	8"X8"X15'	3.15	545
4EW1.25			1.25	175	151	131	85.0%	8"X8"X15'	3.50	545
4EW1.50			1.50	210	179	156	84.0%	8"X8"X15'	3.75	545
5EW1.20	EWB517522220303	\$3,847	1.20	168	147	128	86.5%	8"X8"X15'	3.45	630
5EW1.75			1.75	245	210	183	84.3%	8"X8"X15'	4.00	630

## RIELLO BURNER

### RIELLO F5 BURNER - TACO ECM SYSTEM PUMP

BOILER MODEL	ITEM NUMBER	TRADE PRICE	BURNER FIRE RATE	INPUT (MBH)	HTG. CAP. (MBH)	AHRI NET (MBH)	A.F.U.E. RATING %	CHIM DIA.	SHIP WGT.
3EW.65	EWB306551240303	\$2,885	0.65	91	80	70	86.3%	8"X8"X15'	470
3EW.75	EWB307551240303	\$2,958	0.75	105	92	80	85.2%	8"X8"X15'	470
3EW1.00	EWB310051240303	\$2,958	1.00	140	120	104	84.0%	8"X8"X15'	470
4EW.90	EWB409051240303	\$3,444	0.90	126	111	97	86.0%	8"X8"X15'	545
4EW1.25	EWB412551240303	\$3,444	1.25	175	151	131	85.0%	8"X8"X15'	545
4EW1.50	EWB415051240303	\$3,444	1.50	210	179	156	84.0%	8"X8"X15'	545

### RIELLO F10 BURNER - WITH TACO ECM SYSTEM PUMP

BOILER MODEL	ITEM NUMBER	TRADE PRICE	BURNER FIRE RATE	INPUT (MBH)	HTG. CAP. (MBH)	AHRI NET (MBH)	A.F.U.E. RATING %	CHIM DIA.	SHIP WGT.
5EW1.20	EWB512051240303	\$4,120	1.20	168	147	128	86.5%	8"X8"X15'	630
5EW1.75	EWB517551240303	\$4,120	1.75	245	210	183	84.3%	8"X8"X15'	630

## RIELLO BURNER CONTINUED

### RIELLO F5 BURNER - TACO ECM SYSTEM PUMP WITH COIL

BOILER MODEL	ITEM NUMBER	TRADE PRICE	BURNER FIRE RATE	INPUT (MBH)	HTG. CAP. (MBH)	AHRI NET (MBH)	A.F.U.E. RATING %	CHIM DIA.	TANK-LESS G.P.M.	SHIP WGT.
3EW.65	EWB306552240303	\$3,419	0.65	91	80	70	86.3%	8"X8"X15'	2.90	470
3EW.75	EWB307552240303	\$3,419	0.75	105	92	80	85.2%	8"X8"X15'	3.00	470
3EW1.00	EWB310052240303	\$3,419	1.00	140	120	104	84.0%	8"X8"X15'	3.25	470
4EW.90	EWB409052240303	\$3,909	0.90	126	111	97	86.0%	8"X8"X15'	3.15	545
4EW1.25	EWB412552240303	\$3,909	1.25	175	151	131	85.0%	8"X8"X15'	3.50	545
4EW1.50	EWB415052240303	\$3,909	1.50	210	179	156	84.0%	8"X8"X15'	3.75	545

### RIELLO F10 BURNER - TACO ECM SYSTEM PUMP WITH COIL

BOILER MODEL	ITEM NUMBER	TRADE PRICE	BURNER FIRE RATE	INPUT (MBH)	HTG. CAP. (MBH)	AHRI NET (MBH)	A.F.U.E. RATING %	CHIM DIA.	TANK-LESS G.P.M.	SHIP WGT.
5EW1.20	EWB512052240303	\$4,913	1.20	168	147	128	86.5%	8"X8"X15'	3.45	630
5EW1.75	EWB517552240303	\$4,913	1.75	245	210	183	84.3%	8"X8"X15'	4.00	630

## CARLIN EZ1 BURNER

### TACO ECM SYSTEM PUMP

BOILER MODEL	ITEM NUMBER	TRADE PRICE	BURNER FIRE RATE	INPUT (MBH)	HTG. CAP. (MBH)	AHRI NET (MBH)	A.F.U.E. RATING %	CHIM DIA.	SHIP WGT.
3EW.65	EWB306571240303	\$2,827	0.65	91	80	70	86.3%	8"X8"X15'	470
3EW.75	EWB307571240303	\$2,827	0.75	105	92	80	85.2%	8"X8"X15'	470
3EW1.00	EWB310071240303	\$2,827	1.00	140	120	104	84.0%	8"X8"X15'	470
4EW.90	EWB409071240303	\$3,312	0.90	126	111	97	86.0%	8"X8"X15'	545
4EW1.25	EWB412571240303	\$3,312	1.25	175	151	131	85.0%	8"X8"X15'	545
4EW1.50	EWB415071240303	\$3,312	1.50	210	179	156	84.0%	8"X8"X15'	545
5EW1.20	EWB512071240303	\$3,988	1.20	168	147	128	86.5%	8"X8"X15'	630
5EW1.75	EWB517571240303	\$3,988	1.75	245	210	183	84.3%	8"X8"X15'	630

### TACO ECM SYSTEM PUMP WITH COIL

BOILER MODEL	ITEM NUMBER	TRADE PRICE	BURNER FIRE RATE	INPUT (MBH)	HTG. CAP. (MBH)	AHRI NET (MBH)	A.F.U.E. RATING %	CHIM DIA.	TANK-LESS G.P.M.	SHIP WGT.
3EW.65	EWB306572240303	\$3,290	0.65	91	80	70	86.3%	8"X8"X15'	2.90	470
3EW.75	EWB307572240303	\$3,290	0.75	105	92	80	85.2%	8"X8"X15'	3.00	470
3EW1.00	EWB310072240303	\$3,290	1.00	140	120	104	84.0%	8"X8"X15'	3.25	470
4EW.90	EWB409072240303	\$3,777	0.90	126	111	97	86.0%	8"X8"X15'	3.15	545
4EW1.25	EWB412572240303	\$3,777	1.25	175	151	131	85.0%	8"X8"X15'	3.50	545
4EW1.50	EWB415072240303	\$3,777	1.50	210	179	156	84.0%	8"X8"X15'	3.75	545
5EW1.20	EWB512072240303	\$4,459	1.20	168	147	128	86.5%	8"X8"X15'	3.45	630
5EW1.75	EWB517572240303	\$4,459	1.75	245	210	183	84.3%	8"X8"X15'	4.00	630

#### PN

#### TRADE

*RIELLO BURNER (3 & 4 SECTION)	43300005	\$636
*RIELLO BURNER (5 SECTION)	43300010	\$1,099
*CARLIN EZ-1 BURNER (3 & 4 SECTION)	43300003	\$612
*CARLIN EZ-2 BURNER (5 SECTION)	43300004	\$612
*BECKETT EW II AFG (3 & 4 SECTION)	550002986	\$612
*BECKETT EW II AFG (5 SECTION)	550002987	\$612

\*NOTE: PURCHASE OF BURNER IN BOX REQUIRES ADDITIONAL PURCHASE OF CORRECT RERATE KIT FROM LIST BELOW.

#### (USE PARTS MULTIPLIER FOR ALL OF THE FOLLOWING)

#### PN

#### TRADE

3 SECTION BECKETT BURNER RE-RATE KIT, 1.00 GPH	550002666	\$70
3 SECTION BECKETT BURNER RE-RATE KIT, 0.75 GPH	550002676	\$70
3 SECTION BECKETT BURNER RE-RATE KIT, 0.65 GPH	550002677	\$70
4 SECTION BECKETT BURNER RE-RATE KIT, 1.50 GPH	550002667	\$70
4 SECTION BECKETT BURNER RE-RATE KIT, 1.25 GPH	550002675	\$70
4 SECTION BECKETT BURNER RE-RATE KIT, 0.90 GPH	550002678	\$70
5 SECTION BECKETT BURNER RE-RATE KIT, 1.20/1.75 GPH	550002668	\$70
3 SECTION RIELLO BURNER RE-RATE KIT, 0.65/0.75/1.00 GPH	550002669	\$69
4 SECTION RIELLO BURNER RE-RATE KIT, .090/1.25/1.50 GPH	550002670	\$69
5 SECTION RIELLO BURNER RE-RATE KIT, 1.75 GPH	550002671	\$59
3 SECTION CARLIN BURNER RE-RATE KIT, 0.65/0.75/1.00 GPH	550002672	\$65
4 SECTION CARLIN BURNER RE-RATE KIT, 0.90/1.25/1.50 GPH	550002673	\$65
5 SECTION CARLIN BURNER RE-RATE KIT, 1.75 GPH	550002674	\$57
FILL-TROL #110 FOR WATER BOILERS 150 MBH OR LESS	14624002	\$297
FILL-TROL #111 FOR WATER BOILERS OVER 150 MBH	14624003	\$400

## EW II SERES III - STANDARD EQUIPMENT

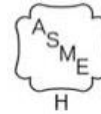
### **STANDARD EQUIPMENT:**

- Boiler Control Module: Hydrolevel Fuel Smart Hydrostat Control - combination Low Water Cut Off with boiler temperature reset and circulator control.
- Heat Exchanger: Cast Iron Sections with Cast Iron Push Nipples and Swing Door.
- Combustion: Completely installed and wired Beckett AFG Series Oil Burner (3 & 4 Section F Head; 5 Section MD Head) equipped with Nozzle, Primary Control, CAD Cell, PSC Motor, Interrupted Duty Ignition and Clean Cut Pump; Flue Brush; Swing Fire Door with Insulation (Vacuum Formed Ceramic Fiber), Target Wall (Vacuum Formed Refractory Ceramic Fiber); Dura Blanket Insulation Chamber. Chamber, and Barometric Draft Control 6".
- Other: Assembled Cast Iron Boiler with Insulated Jacket, Combination Temperature/Pressure Gauge, Circulator Pump wired with 5' harness for supply or return mounting in the field, 3/4" Boiler Drain Valve, 30 psi ASME Relief Valve, extra Boiler Tap for Expansion Tank or Air Elimination.

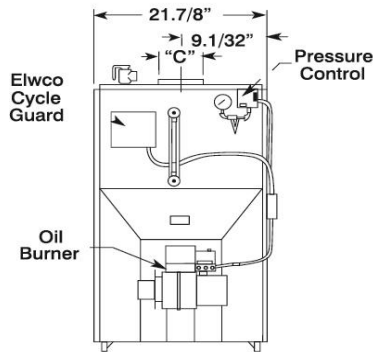


**ESC IV SERIES**

OIL  
STEAM BOILER



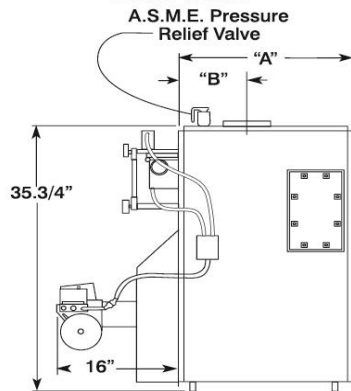
**Front View**



**General Information** (See IOM for complete instructions)

<b>Clearances</b>	<b>Combustible Materials (Required) (1)</b>	
	<b>Top</b>	24" (610 mm)
	<b>Left Side (Control Side)</b>	6" (152 mm)
	<b>Right Side</b>	24" (610 mm)
	<b>Front</b>	24" (610 mm)
	<b>Back</b>	24" (610 mm)
<b>(1) Required distances measured from boiler.</b>	<b>Flue Connector</b>	9" (229 mm)
	<b>Connections</b>	Supply Tapping Two 2" NPT, Return Tapping 1-1/2", Oil Line 3/8" O.D. copper tubing for runs of 50 feet or less, and 1/2" O.D. for longer runs.
<b>Electrical</b>	120 Volts AC, 60 hertz, 1 phase, Less than 12 amps (15 amp circuit recommended)	

**Side View**



**Tankless Heater Capacities** (Note: ST=With Tankless Coil, S=No Coil)

Model	Input Rate G.P.H.	Tank-less Heater Number	Tankless Heater Capacity Intermittent Draw G.P.M.	Boiler Water Content (Gallons)	
				To Water Line	To LWCO Line
ESC-3090ST	0.90	L-24	Avail. On Req.	11	8
ESC-4125ST	1.25		4.5	13	9
ESC-5185ST	1.85		4.5	15	10
ESC-6210ST	2.10		4.5	15	10

**Dimensions**

No. of Sec.	A (Length of Flush Jacket)	B (Front of Jacket to Center Line of Flue Outlet)	C (Flue Outlet Diameter)
3	16.375"	6.5"	6"
4	20.25"	8.5"	6"
5	23.875"	10.25"	7"
6	27.5"	8.3125"	8"

**ESC IV SERIES CONTINUED**

**(BECKETT BURNER - WITH TANKLESS COVER PLATE)**

BOILER MODEL	ITEM NUMBER	TRADE PRICE	No. of Sec.	INPUT (MBH)	HTG. CAP. (MBH)	AHRI NET (MBH)	AHRI NET SQ. FT. STEAM	Fir. Rate GPH	AFUE RATING %	SHIP WGT.
ESC-3090S	ESC309031100403	\$3,315	3	126	106	80	333	0.90	82.0%	534
ESC-4125S	ESC412531100403	\$3,825	4	175	147	110	458	1.25	82.0%	688
ESC-5185S	ESC518531100403	\$4,149	5	259	216	162	675	1.85	82.0%	781
ESC-6210S	ESC621031100403	\$4,534	6	294	247	185	771	2.10	82.0%	901

**(BECKETT BURNER - WITH TANKLESS COIL)**

BOILER MODEL	ITEM NUMBER	TRADE PRICE	No. of Sec.	INPUT (MBH)	HTG. CAP. (MBH)	AHRI NET (MBH)	AHRI NET SQ. FT. STEAM	Fir. Rate GPH	AFUE RATING %	SHIP WGT.
ESC-3090ST	ESC309032100403	\$3,713	3	126	106	80	333	0.90	82.0%	534
ESC-4125ST	ESC412532100403	\$4,223	4	175	147	110	458	1.25	82.0%	688
ESC-5185ST	ESC518532100403	\$4,546	5	259	216	162	675	1.85	82.0%	781
ESC-6210ST	ESC621032100403	\$4,933	6	294	247	185	771	2.10	82.0%	901

**ESC IV SERIES - STANDARD EQUIPMENT**

**STANDARD EQUIPMENT:**

Boiler Controls: Honeywell Pressuretrol, Boiler Water Level Gauge Glass, and Steam Pressure Gauge.

Heat Exchanger: Cast Iron Heat Exchanger with Cast Iron Push Nipples, Swing Door.

Combustion: Beckett Oil Burner, Target Wall/Liner.

Electrical: Wiring Harness, Burner Electric Disconnect.

Safety: Electronic Low Water Cut Off.

Other: Crated Boiler, Flush Jacket, ASME Relief Valve, Drain Valve, Plastic Cover, Two 2" Supply Tappings, 1-1/2" Return Tapping and Skim Port.

For Tankless Heater Units: Add Tankless Hot Water Coil and 4006 Limit Control.

**H2O SERIES**  
**STAINLESS STEEL**  
**SINGLE COIL**  
**INDIRECT WATER HEATER**

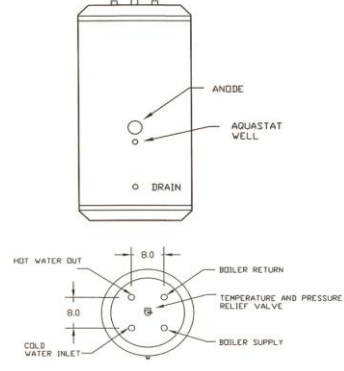
**H2O I 40 L DK**



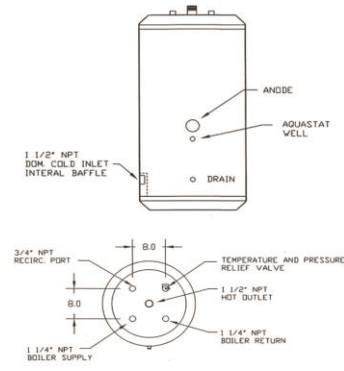
Conforms to UL STD 174  
 Certified to CAN/CSA STD C22.2 No. 110-94

I=Indirect Capacity: 30=30 Gals. 40=40 Gals. 50=50 Gals. 60=60 Gals. 80=80 Gals. 85=87 Gals. 115=115 Gals.  
 L=Lowboy C=Commercial HOC=High Output XHO=Extra High Output  
 DK=Dunkirk

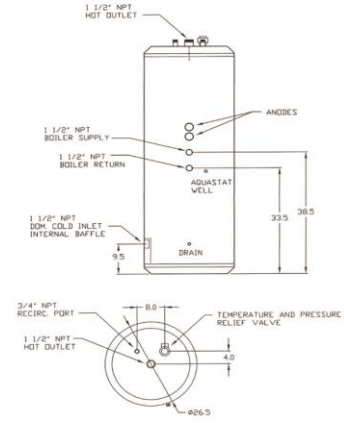
**STANDARD AND HO UNITS**



**HOC UNITS**



**XHOC EXTRA HIGH OUTPUT UNITS**



Note: Max. Working pressure 150 psi for all capacities.

**General Information (See IOM for complete instructions)**

Model	Piping Connections NPT		Height (Inches)	Dia. (Inches)
	Domestic Water In/Out (Inches)	Boiler Water In/Out (Inches)		
H2OI30DK	3/4	1	34.0	23.5
H2OI40DK	3/4	1	44.0	23.5
H2OI40LDK	3/4	1	36.0	28.0
H2OI50DK	3/4	1	54.0	23.5
H2OI60DK	3/4	1	62.0	23.5
H2OI60LDK	3/4	1	46.0	28.0
H2OI80DK	1	1	56.0	28.0
H2OI115DK	1	1	74.0	28.0
H2OI60HODK	1	1	62.0	23.5
H2OI80HODK	1	1	56.0	28.0
H2OI80HOC DK	1-1/2	1-1/4	56.0	28.0
H2OI115HODK	1	1	74.0	28.0
H2OI115HOC DK	1-1/2	1-1/4	74.0	28.0
H2OI85XHOC DK	1-1/2	1-1/2	64.0	28.0
H2OI115XHOC DK	1-1/2	1-1/2	74.0	28.0

**H2O SINGLE COIL STAINLESS STEEL INDIRECT WATER HEATERS CONTINUED**

MODEL	TRADE PRICE	STOR. CAP. (Gals.)	DESCRIPTION	MAX. FIRST HOUR RATING Gal./Hr. @		BOILER OUTPUT REQ. (BTU/Hr.)	SHP. WGT. (LBS.)
				140°F	115°F		
H2OI30DK	\$1,344	30	STANDARD	202	269	131,250	85
H2OI40DK	\$1,382	40	STANDARD	221	292	138,670	100
H2OI40LDK	\$1,473	42	LOWBOY	212	251	132,000	100
H2OI50DK	\$1,669	50	STANDARD	223	291	133,280	110
H2OI60DK	\$1,996	60	STANDARD	262	342	155,700	125
H2OI60LDK	\$2,053	60	LOWBOY	239	310	138,570	120
H2OI80DK	\$2,212	80	STANDARD	271	248	149,390	140
H2OI115DK	\$3,284	115	STANDARD	324	409	165,750	175
H2OI60HODK	\$2,153	60	HIGH OUTPUT	406	541	263,600	145
H2OI80HODK	\$2,992	80	HIGH OUTPUT	418	551	259,640	155
H2OI80HOC DK	\$3,230	80	HIGH OUTPUT COMMERCIAL	442	584	227,070	155
H2OI115HODK	\$4,047	115	HIGH OUTPUT	467	607	273,100	190
H2OI115HOC DK	\$4,284	115	HIGH OUTPUT COMMERCIAL	479	623	281,300	190
H2OI85XHOC DK	\$4,021	87	EXTRA HIGH OUTPUT	738	992	495,000	215
H2OI115XHOC DK	\$4,773	115	EXTRA HIGH OUTPUT	763	1017	495,000	240

**H2O SINGLE COIL INDIRECT WATER HEATERS WITH ELECTRIC BACKUP (3500 WATTS)**

MODEL	TRADE PRICE	STOR. CAP. (Gals.)	DESCRIPTION	MAX. FIRST HOUR RATING Gal./Hr. @		SHP. WGT. (LBS.)
				140°F	115°F	
H2OI60EDK	\$2,563	60	ELECTRIC BACK-UP	254	333.0	135
H2OI80EDK	\$2,868	80	ELECTRIC BACK-UP	266	341.0	145
H2OI115EDK	\$3,877	115	ELECTRIC BACK-UP	319	403.0	180

**H2O SINGLE COIL STANDARD EQUIPMENT**

**Standard Equipment:** Factory installed brass drain and relief valves, welded stainless steel cold water dip tube factory installed and pressure tested, Honeywell L4080B aquastat for field installation and magnesium anode rod(s).

**H2O SINGLE COIL OPTIONS**

**Options:** (L) Low Profile, (C) Commercial, (HO) High Output, (HOC) High Output Commercial, (XHO) Extra High Output, (E) Electric Backup

**H2O SERIES**  
**STAINLESS STEEL**  
**DUAL COIL SOLAR**  
**INDIRECT WATER HEATER**



**H2O**

**I**

**60**

**D**

**E**

**DK**

I = Indirect

Capacity:  
 60 = 60 Gal.  
 80 = 80 Gal.  
 115 = 115 Gal.

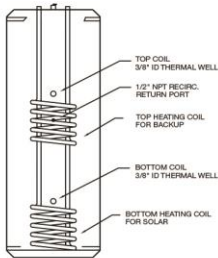
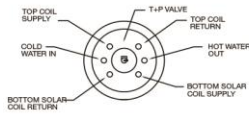
D = Dual Coil

E = Electrical  
 Backup  
 (5000 Watts)

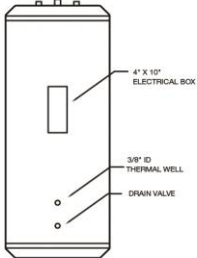
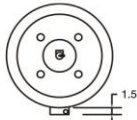
DK = Dunkirk

**Intertek**

Conforms to UL STD 174  
 Certified to CAN/CSA STD C22.2 No. 110-94



**DUAL COIL UNITS**



**ELECTRIC BACKUP UNITS**



Note: Max. Working pressure 150 psi for all capacities.

**General Information** (See IOM for complete instructions)

Model	Piping Connections NPT (Inches)	Height (Inches)	Dia. (Inches)
H2O160DDK	1	62.0	23.5
H2O180DDK	1	56.0	28.0
H2O115DDK	1	74.0	28.0
H2O160DEDK	1	62.0	23.5
H2O180DEDK	1	56.0	28.0
H2O115DEDK	1	74.0	28.0

**H2O DUAL COIL STAINLESS STEEL INDIRECT WATER HEATERS CONTINUED**

MODEL	TRADE PRICE	STOR. CAP. (Gals.)	DESCRIPTION	RECOVERY RATE GAL./HR.		SHP. WGT. (LBS.)
				TOP COIL	BOTTOM COIL	
H2OI60DDK	\$2,648	60	DUAL COIL INDIRECT	185	214	165
H2OI80DDK	\$3,015	80	DUAL COIL INDIRECT	180	214	175
H2OI115DDK	\$3,861	115	DUAL COIL INDIRECT	190	214	205

**H2O DUAL COIL STAINLESS STEEL INDIRECT WATER HEATERS WITH ELECTRIC BACKUP (3500 WATTS)**

MODEL	TRADE PRICE	STOR. CAP. (Gals.)	DESCRIPTION	RECOVERY RATE GAL./HR.		SHP. WGT. (LBS.)
				TOP COIL	BOTTOM COIL	
H2OI60DEDK	\$3,579	60	DUAL COIL ELECTRIC BACK-UP	185	214	175
H2OI80DEDK	\$4,042	80	DUAL COIL ELECTRIC BACK-UP	180	214	185
H2OI115DEDK	\$5,071	115	DUAL COIL ELECTRIC BACK-UP	190	214	215

**H2O DUAL COIL STANDARD EQUIPMENT**

**Standard Equipment:** Factory installed brass drain and relief valves, welded stainless steel cold water dip tube factory installed and pressure tested, Honeywell L4080B aquastat for field installation and magnesium anode rod(s). Removable thermal well to accept a solar control thermostat or thermistor. Dual coil units equipped with two aquastat wells which control each coil independently and built-in recirculation tapping. Units with Electric Back-Up are provided with 4" x 10" electrical box with pre-wired heating element, thermostat, and hi-limit. All electric back-up units provided with 240 volt AC, 3500 watt element.

**H2O DUAL COIL OPTIONS**

**Options:** (E) Electric Backup models for supplemental heating.

**H2O SERIES**  
STAINLESS STEEL  
STORAGE TANKS



Conforms to UL STD 174  
Certified to CAN/CSA STD C22.2 No. 110-94

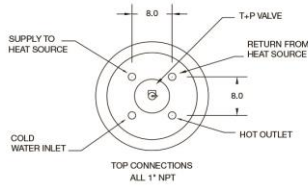
**H2O ST 60 L DK**

ST = Storage Tank

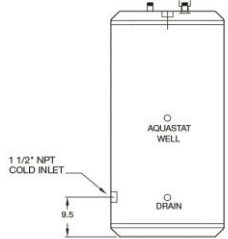
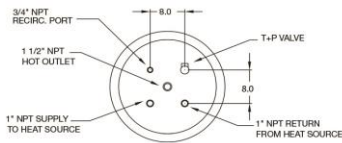
Capacity:  
30 = 30 Gals.  
40 = 40 Gals.  
60 = 60 Gals.  
80 = 80 Gals.  
115 = 115 Gals.

L = Lowboy  
C = Commercial

DK = Dunkirk



STANDARD UNITS



COMMERCIAL UNITS



Note: Max. Working pressure 150 psi for all capacities.

**General Information** (See IOM for complete instructions)

Model	Piping Connections NPT		Height (Inches)	Dia. (Inches)
	Supply/Return (Inches)	Heat Source Pressure (Inches)		
H2OST30DK	1	1	34.0	23.5
H2OST40DK	1	1	44.0	23.5
H2OST60DK	1	1	62.0	23.5
H2OST60LDK	1	1	46.0	23.5
H2OST80DK	1	1	56.0	28.0
H2OST115DK	1	1	74.0	28.0
H2OST80CDK	1-1/2	1	56.0	28.0
H2OST115CDK	1-1/2	1	74.0	28.0

**H2O STAINLESS STEEL HOT WATER STORAGE TANKS (NO COIL) CONTINUED**

MODEL	TRADE PRICE	STOR. CAP. (Gals.)	DESCRIPTION	SHP. WGT. (LBS.)
H2OST30DK	\$1,194	30	H2O HOT WATER STORAGE TANK (NO COIL)	75
H2OST40DK	\$1,233	40	H2O HOT WATER STORAGE TANK (NO COIL)	90
H2OST60DK	\$1,798	60	H2O HOT WATER STORAGE TANK (NO COIL)	115
H2OST60LDK	\$1,855	60	LOW BOY H2O HOT WATER STORAGE TANKS (NO COIL)	110
H2OST80DK	\$2,042	80	H2O HOT WATER STORAGE TANKS (NO COIL)	140
H2OST80CDK	\$2,942	80	COMM. H2O HOT WATER STORAGE TANK (NO COIL)	175
H2OST115DK	\$2,247	115	H2O HOT WATER STORAGE TANK (NO COIL)	140
H2OST115CDK	\$3,148	115	COMM. H2O HOT WATER STORAGE TANK (NO COIL)	175
<b>H2O STORAGE TANK STANDARD EQUIPMENT</b>				
<b><u>Standard Equipment:</u></b> Factory installed brass drain and relief valves, welded stainless steel cold water dip tube factory installed and pressure tested, Honeywell L4080B aquastat for field installation.				
<b>H2O STORAGE TANK OPTIONS</b>				
<b><u>Options:</u></b> (C) Commercial, (L) Low Profile				



**H2O SERIES**  
STAINLESS STEEL  
BUFFER TANKS

**H2O BT 40 114 WC DK**



Conforms to UL STD 174  
Certified to CAN/CSA STD C22.2 No. 110-94

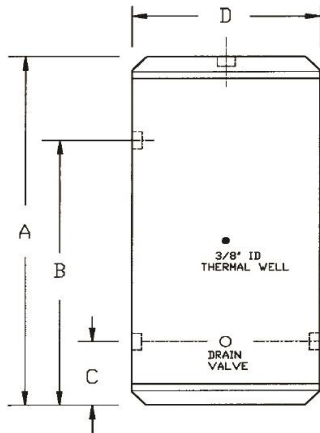
BT=Buffer Tank

Capacity:  
22=22 Gals.  
40=40 Gals.  
60=60 Gals.  
80=80 Gals.

114=1-1/4" NPT  
112=1-1/2" NPT  
2=2" NPT

WC=With Coil

DK=Dunkirk



4 CONNECTIONS  
1 ON RIGHT SIDE  
2 ON LEFT SIDE  
1 ON TOP



Note: Max. Working pressure 150 psi for all capacities.

**General Information** (See IOM for complete instructions)

Model	Piping Connections NPT (Inches)	Height (Inches)	B (Inches)	C (Inches)
H2OBT22114DK	1-1/4	24.5	15	8
H2OBT40114DK	1-1/4	42.0	31.0	11.0
H2OBT40112DK	1-1/2			
H2OBT402DK	2			
H2OBT60114DK	1-1/4	44.0	31.5	11.5
H2OBT60112DK	1-1/2			
H2OBT602DK	2			
H2OBT80114DK	1-1/4	54.0	40.5	11.5
H2OBT80112DK	1-1/2			
H2OBT802DK	2			
H2OBT115114DK	1-1/4	72.0	61.5	11.5
H2OBT115112DK	1-1/2			
H2OBT1152DK	2			
H2OBT40114WCDK	1-1/4	42.0	31.0	11.0
H2OBT40112WCDK	1-1/2			
H2OBT402WCDK	2			
H2OBT60114WCDK	1-1/4	44.0	31.5	11.5
H2OBT60112WCDK	1-1/2			
H2OBT602WCDK	2			
H2OBT80114WCDK	1-1/4	54.0	40.5	11.5
H2OBT80112WCDK	1-1/2			
H2OBT802WCDK	2			
H2OBT115114WCDK	1-1/4	72.0	61.5	11.5
H2OBT115112WCDK	1-1/2			
H2OBT1152WCDK	2			

**H2O HYDRONIC STAINLESS STEEL BUFFER TANKS CONTINUED**

MODEL	TRADE PRICE	STOR. CAP. (Gals.)	DESCRIPTION	SHP. WGT. (LBS.)
H2OBT22114DK	\$1,196	22	HYDRONIC BUFFER TANK	35
H2OBT40114DK	\$2,092	40	HYDRONIC BUFFER TANK	87
H2OBT40112DK	\$2,092			
H2OBT402DK	\$2,092			
H2OBT60114DK	\$2,492	60	HYDRONIC BUFFER TANK	115
H2OBT60112DK	\$2,492			
H2OBT602DK	\$2,492			
H2OBT80114DK	\$2,750	80	HYDRONIC BUFFER TANK	125
H2OBT80112DK	\$2,750			
H2OBT802DK	\$2,750			
H2OBT115114DK	\$3,424	115	HYDRONIC BUFFER TANK	160
H2OBT115112DK	\$3,424			
H2OBT1152DK	\$3,424			

**H2O HYDRONIC BUFFER TANKS (WITH COIL)**

MODEL	TRADE PRICE	STOR. CAP. (Gals.)	DESCRIPTION	SHP. WGT. (LBS.)
H2OBT40114WCDK	\$2,682	40	HYDRONIC BUFFER TANK (WITH COIL)	97
H2OBT40112WCDK	\$2,682			
H2OBT402WCDK	\$2,682			
H2OBT60114WCDK	\$2,852	60	HYDRONIC BUFFER TANK (WITH COIL)	125
H2OBT60112WCDK	\$2,852			
H2OBT602WCDK	\$2,852			
H2OBT80114WCDK	\$3,402	80	HYDRONIC BUFFER TANK (WITH COIL)	135
H2OBT80112WCDK	\$3,402			
H2OBT802WCDK	\$3,402			
H2OBT115114WCDK	\$4,141	115	HYDRONIC BUFFER TANK (WITH COIL)	170
H2OBT115112WCDK	\$4,141			
H2OBT1152WCDK	\$4,141			

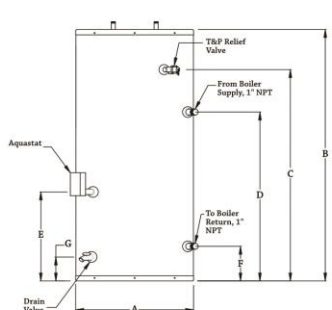
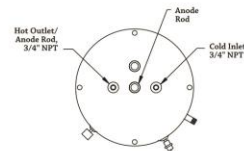
**H2O BUFFER TANK STANDARD EQUIPMENT**

**Standard Equipment:** Factory installed brass drain and relief valves, welded stainless steel cold water dip tube factory installed and pressure tested, Honeywell L4080B aquastat for field installation.

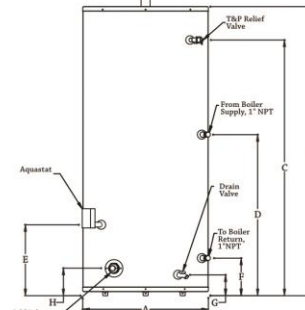
**H2O BUFFER TANK OPTIONS**

**Options:** (WC) With Coil

**HOTLINE SERIES**  
INDIRECT WATER HEATER



Models HL30SK, HL40SK, HL50SK



Models HL80SK, HL119SK

Note: Max. Working pressure 150 psi for all capacities.

**General Information** (See IOM for complete instructions)

Model	Piping Connections NPT		A Dia. (Inches)	B Height (Inches)
	Domestic Water In/Out (Inches)	Boiler Water In/Out (Inches)		
*ST00211D	3/4	1	22.0	35-3/4
ST00215D	3/4	1	22.0	42-3/4
ST00212D	3/4	1	22.0	48-3/4
ST00213D	1	1	24.0	64-3/4
ST00214D	1	1	28.0	65-1/4

**HOTLINE INDIRECT WATER HEATERS**

MODEL	NAME	TRADE PRICE	STOR. CAP. (Gals.)	BTU/H MIN. BOILER OUTPUT	MAX 1ST HR FLOW RATINGS GAL./HR.	SHP. WGT. (LBS.)
*ST00211D	HL30SK	\$1,193	30	74	115	140
ST00215D	HL40SK	\$1,314	40	74	125	200
ST00212D	HL50SK	\$1,447	50	74	140	220
ST00213D	HL80SK	\$2,064	80	150	185	286
ST00214D	HL119SK	\$2,532	119	175	250	372

\*SURFACE MOUNTED THERMOSTAT.

HOTLINE OPTIONS/ADDITIONAL EQUIPMENT	PN	TRADE
MAGNESIUM ANODE 3/4 X 30; 30-40-50 GAL.	ST00301	\$64
MAGNESIUM ANODE 3/4 X 36; 80 GAL.	ST00701	\$52
MAGNESIUM ANODE 3/4 X 36; 119 GAL.	ST00901	\$71
DIP TUBE 3/4 X 3 X 33; 30 GAL.	ST00401	\$73
DIP TUBE 3/4 X 3 X 38; 40 GAL.	ST01301	\$16
DIP TUBE 3/4 X 3 X 44; 50 GAL.	ST00801	\$32
T & P VALVE 3/4, LL100XL; 30-40-50 GAL.	ST00601	\$38
T & P VALVE 3/4, 140X5; 80-119 GAL.	ST01001	\$92
AQUASTAT L4080B1352	ST01101	\$330

**HOTLINE INDIRECT WATER HEATER STANDARD EQUIPMENT**

**STANDARD EQUIPMENT:** Factory Assembled Hot Water Tank; Steel Tank with 2" Foam Insulation; Smooth Coil Coated with Porcelain to resist Corrosion and Lime Build-Up; Replaceable Magnesium Anode Rod Aquastat Limit Control; Self Cleaning Drain Valve; Factory Installed T & P Valve.