



Trade Price Book - 2019

Effective 2/25/19

Innovative. Efficient. Dependable. Dunkirk.

Helix VLT

Available in 50 to 299 MBH
Wall Mounted
Built in Primary/Secondary Piping

95% AFUE



DMG 240

Available in 240 MBH
Wall Mounted or Optional Floor Base

95% AFUE



Q90-100 Series IV

Cast Aluminum Gas
Condensing Boiler

90% AFUE



DMG 380

Available in 380 MBH
Floor Standing Boiler

95% Thermal Efficiency



H₂O Indirect

Stainless Steel &
Glass-Lined Indirect
Water Heaters
Lifetime Warranty



DCB

Available in 125, 150, 165,
205 MBH
Wall Mounted
Heating Only or Combi

95% AFUE



Excelsior EXB

3 Pass Cast Iron Oil Boiler

UP TO 86.5% AFUE



DXL

Cast Iron Gas Boiler
Low Profile, Built-In Draft
Diverter & LWCO

UP TO 83.5% AFUE



ECR International: 2201 Dwyer Avenue, Utica, NY 13501
Tel. 315 797 1310 or 800 325 5479 Fax. 315 724 9319 www.ecrinternational.com

P/N 240005064 Rev. H 2/25

TABLE OF CONTENTS

Contents	2
Terms & RMA Policy	3-4
Gas Condensing Boilers	
Helix VLT Stainless Steel Wall Hung Modulating Condensing Boiler	5-8
Helix VX Stainless Steel Wall Hung Modulating Condensing Boiler	9-12
DMG-240 Stainless Steel Floor/Wall Modulating Condensing Boiler	13-15
DMG-380 Stainless Steel Floor Standing Modulating Condensing Boiler	16-18
DCB Stainless Steel Wall Hung Modulating Condensing Combi Boiler	19-22
97GB Stainless Steel Floor/Wall Modulating Condensing Boiler	23-24
Q90-100 Series IV Cast Aluminum Condensing Boiler	25-27
Gas Modulating Space Heating Only & Combi Boilers	
DWB Copper Wall Hung Modulating Boiler	28-29
Gas Cast Iron Boilers	
DXL Series	30-34
XEB II	35-38
WPSB	39-42
PSB	43-45
D249 Steam	46-49
Oil Cast Iron Boilers	
Excelsior EXB	50-54
Empire Water II Series III	55-60
ESC IV Series	61-62
Indirect Hot Water Heaters	
H2O Single Coil Stainless Steel Indirect Hot Water Heater	63-64
H2O Dual Coil Stainless Steel Indirect Hot Water Heater	65-66
H2O Storage Tanks	67-68
H2O Buffer Tanks	69-70
H2O Glass Lined Indirect Hot Water Heater	71

TERMS & CONDITIONS OF SALE - GENERAL TERMS

PRICES & SPECIFICATIONS: All pricing and specifications subject to change without notice. The prices herein supersede all prior quotations.

PAYMENT TERMS: Net 30 Days

ORDERS: Orders will be accepted on the basis of prices in effect at the time the order is received. No order or contract will become an obligation on our part until accepted by the General Sales Department. ECR International shall not be liable for any delay or failure in the delivery or shipment of goods due to any cause or causes beyond its control.

TAXES: Add to the prices and terms quoted any manufacturers' or sales tax payable on the transaction under any effective statute.

SHIPMENT

TRUCK LOADS: \$40,000 Net Order Value - Freight Prepaid. Indirect Water Heaters and Commercial Boiler lines can be added to any residential order for freight purposes.

Authorized Distributors can combine Argo, Airco, Dunkirk, EMI, Olsen, Pennco and Utica and on one purchase order to earn free freight.

Stop off charges of \$150 will apply to stop off locations within 100 miles of final destination. Please call for pricing for stop off special handling for a location further than 100 miles or for special handling pricing for services such as lift gate, unloading assistance, etc.

LESS THAN TRUCKLOAD SHIPMENT: F.O.B. ECR INTERNATIONAL - FACTORY OR WAREHOUSE

ORDER INFORMATION CHECKLIST

The following information must be included on equipment or parts orders to insure proper shipment & invoicing

- 1) Purchase Order Number
- 2) Bill To Address
- 3) Ship To Address
- 4) Method of Shipment (i.e. - trailer load, UPS, etc.)
- 5) Requested Ship Date
- 6) Special Instructions (i.e. - "Carrier to call...")
- 7) Pricing
- 8) Product Description (i.e. - Model, Size, Series, etc.)
- 9) Fuel Characteristics (i.e. Oil, Natural Gas, Propane)
- 10) Electrical Characteristics (i.e. - Operating Voltage, Cycles, Phases, etc.)
- 11) Non-Standard Equipment (Indicate "Optional" when substituted for standard equipment at extra cost added to standard equipment).
- 12) Kits or Parts (Orders for kits or parts must indicate equipment size and series).
- 13) Send orders to:

E-Mail: ecrorderentry@ecrinternational.com

Fax: 315-724-9319

- 14) Please note the following Remit To Address:

**ECR International, Inc.
P.O. Box 8000 Department 039
Buffalo, NY 14267**

Continued on Next Page

TERMS & CONDITIONS OF SALE - GENERAL TERMS CONTINUED
U.S. DISTRIBUTOR - RETURN MATERIAL POLICY - EFFECTIVE 8/18/2014

To assist in providing the best service to our valued customers, ECR International has developed the following guidelines to help you in the unlikely event that you will need to return merchandise purchased from us. These guidelines have been developed after carefully reviewing common industry practice. We trust that you find them fair and easy to follow.

Prior Approval Required - All returns for exchange, credit, repair service or warranty claim must be approved by ECR and require an RMA number prior to return of the material. A request must be completed via ECR International's online web portal. Please log on to www.ecrcustomerportal.com (hyperlink below) to complete your request for return. If you do not already have access to the customer web portal please contact ECR Customer Service at 1-800-325-5479 to be set-up.

Eligibility - An RMA Request must be received within 60 days from the date of invoice for returns of New & Unused product in original packaging. A restocking fee of 15% will be charged for all new and unused returns that are approved for return. Special Order Products (items not offered as standard in ECR trade price book) are not eligible for return as new and unused product. Request for Warranty Returns must be made within the period covered by the warranty and must fall under the terms and conditions specified in the warranty.

Repair Service - Request for repair or rework of product damaged by customer is classified as Repair Service. Repair Service is billed at \$75.00 per hour for labor and net price for parts used in repair/rework. ECR's Return Material (RM) department will evaluate the items returned for repair service. The customer will receive an estimate for the dollar amount, determined by ECR's RM department, required to complete the repairs requested. A Purchase Order (PO) from the customer for that amount will be required before any work is performed.

RMA Expiration - Once the RMA number is issued, the product must be returned within 90 days of the RMA date, or the RMA will be canceled. Products approved for return that are received after 90 days from the RMA date will not be accepted.

Shipping & Packaging - All returns must have a valid RMA number clearly displayed on the exterior of the package or the package will not be accepted. All returns of new and unused product must be in the original packaging. All returns must be shipped prepaid by the customer unless otherwise directed by ECR as indicated on the RMA Verification. Ship all approved return material to the facility indicated on the approved RMA Request by the date indicated.

Replacement Product - If replacement product is desired it must be indicated on the RMA Request. A PO# is required for the replacement shipment and must be indicated on the RMA Request. All replacement products will be invoiced at the time of shipment. ECR will pay the ground freight for all warranty replacements.

Application of Credit - Credit for returned product will be applied to the customer's account (less restocking fees for New and Unused returns) only after confirmation of receipt by ECR and inspection of the product. Issuance of a credit for a partial return of product does not relieve the customer from the obligation to remit payment for the merchandise not returned in accordance with the payment terms referenced on the customer's invoice(s). Customer will have the option to have any product that is denied for credit returned at their expense.

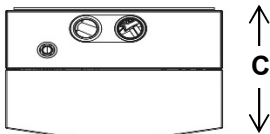
<http://www.ecrcustomerportal.com>

HELIX VLT SERIES
 NATURAL OR PROPANE
 MODULATING CONDENSING
 HOT WATER BOILER

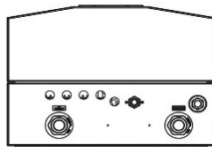
150 psi
 MAWP



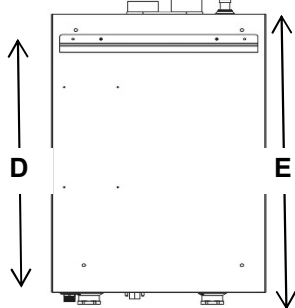
Top



Bottom



Back



All VLT models have an AFUE of 95% and meet the criteria for 2018 Most Efficient.



General Information (See IOM for complete instructions)

Clearances	Combustible Materials (Required) (1)		Service (2)	
	(1) Required distances measured from boiler.	Top	0" (0 cm)	14" (36 cm)
Left Side		0" (0 cm)	0" (0 cm)	
Right Side		0" (0 cm)	0" (0 cm)	
Front		0" (0 cm)	6" (16 cm)	
Back		0" (0 cm)	0" (0 cm)	
Bottom		0" (0 cm)	12" (32 cm)	
(2) Service, proper operation clearance recommendation.	Combustion Air/Vent Piping		0" (0 cm)	6" (16 cm)
	(Schedule 40 PVC)			
Combustion Air & Vent Pipe Equivalent Length	2" Pipe		3" Pipe	
	50	75/100	75/100	150/200
	6 Ft. (1.8 m)	6 Ft. (1.8 m)	6 Ft. (1.8 m)	6 Ft. (1.8 m)
Min. Length	100 Ft. (30.5 m)	50 Ft. (15.2 m)	100 Ft. (30.5 m)	100 Ft. (30.5 m)
	Max. Length			

Dimensions		
Models	050	150
	075	200
	100	
Width "A"	20" 508 mm	23" 584 mm
Height "B"	31" 787 mm	42" 1067 mm
*Depth "C"	14-3/4" 375 mm	16"/18.4" 406/467 mm
	27.7" 704 mm	38.7" 983 mm
Bracket "D"	32" 813 mm	43" 1092 mm

Note: Refer to IOM and vent pipe manufacturer's instructions for equivalent vent lengths and alternate venting materials.			
Connections	Return/Supply Water	Gas In	Cond. Drain
050/075/100	1-1/4" NPT	1/2" NPT	3/4" NPT
150/200	1-1/4" NPT	3/4" NPT	3/4" NPT
Electrical	120 Volts AC, 60 hertz, 1 phase, Less than 12 amps (15 amp circuit recommended)		
Water Content	050/075/100 - 1.1 Gallons, 150/200 - 1.8 Gallons		

HELIX VLT SERIES CONTINUED								
(NATURAL GAS - LESS SYSTEM PUMP)								
BOILER MODEL	ITEM NUMBER	TRADE PRICE	INPUT (MBH) MAX/ MIN	HTG. CAP. (MBH)	AHRI NET (MBH)	AFUE RATING %	FLUE DIA.	BLR./ SHP WGT. LBS.
DKVLT-50	VLT105003500203	\$3,960	50/10	46	40	95	2"	91/111
DKVLT-75	VLT107503500203	\$4,037	75/15	69	60	95	2" or 3"	91/111
DKVLT-100	VLT110003500203	\$4,224	100/20	91	79	95	2" or 3"	91/111
DKVLT-150	VLT115003500203	\$5,332	150/30	139	121	95	3"	157/182
DKVLT-200	VLT120003500203	\$5,694	200/40	185	161	95	3"	157/182
(NATURAL GAS - LESS SYSTEM PUMP - HIGH ALTITUDE)								
BOILER MODEL	ITEM NUMBER	TRADE PRICE	INPUT (MBH) MAX/ MIN	HTG. CAP. (MBH)	AHRI NET (MBH)	AFUE RATING %	FLUE DIA.	BLR./ SHP WGT. LBS.
DKVLT-50	VLT105003502203	\$3,960	50/10	46	40	95	2"	91/111
DKVLT-75	VLT107503502203	\$4,037	75/15	69	60	95	2" or 3"	91/111
DKVLT-100	VLT110003502203	\$4,224	100/20	91	79	95	2" or 3"	91/111
DKVLT-150	VLT115003502203	\$5,332	150/30	139	121	95	3"	157/182
DKVLT-200	VLT120003502203	\$5,694	200/40	185	161	95	3"	157/182
(NATURAL GAS - WITH TACO ECM SYSTEM PUMP)								
BOILER MODEL	ITEM NUMBER	TRADE PRICE	INPUT (MBH) MAX/ MIN	HTG. CAP. (MBH)	AHRI NET (MBH)	AFUE RATING %	FLUE DIA.	BLR./ SHP WGT. LBS.
DKVLT-50	VLT105003540203	\$4,099	50/10	46	40	95	2"	91/111
DKVLT-75	VLT107503540203	\$4,176	75/15	69	60	95	2" or 3"	91/111
DKVLT-100	VLT110003540203	\$4,362	100/20	91	79	95	2" or 3"	91/111
DKVLT-150	VLT115003540203	\$5,470	150/30	139	121	95	3"	157/182
DKVLT-200	VLT120003540203	\$5,832	200/40	185	161	95	3"	157/182

HELIX VLT SERIES CONTINUED								
(NATURAL GAS - WITH TACO ECM SYSTEM PUMP - HIGH ALTITUDE)								
BOILER MODEL	ITEM NUMBER	TRADE PRICE	INPUT (MBH) MAX/ MIN	HTG. CAP. (MBH)	AHRI NET (MBH)	AFUE RATING %	FLUE DIA.	BLR./ SHP WGT. LBS.
DKVLT-50	VLT105003542203	\$4,099	50/10	46	40	95	2"	91/111
DKVLT-75	VLT107503542203	\$4,176	75/15	69	60	95	2" or 3"	91/111
DKVLT-100	VLT110003542203	\$4,362	100/20	91	79	95	2" or 3"	91/111
DKVLT-150	VLT115003542203	\$5,470	150/30	139	121	95	3"	157/182
DKVLT-200	VLT120003542203	\$5,832	200/40	185	161	95	3"	157/182
(NATURAL GAS - WITH GRUNDFOS SYSTEM PUMP)								
BOILER MODEL	ITEM NUMBER	TRADE PRICE	INPUT (MBH) MAX/ MIN	HTG. CAP. (MBH)	AHRI NET (MBH)	AFUE RATING %	FLUE DIA.	BLR./ SHP WGT. LBS.
DKVLT-50	VLT105003520203	\$4,099	50/10	46	40	95	2"	91/111
DKVLT-75	VLT107503520203	\$4,176	75/15	69	60	95	2" or 3"	91/111
DKVLT-100	VLT110003520203	\$4,362	100/20	91	79	95	2" or 3"	91/111
DKVLT-150	VLT115003520203	\$5,470	150/30	139	121	95	3"	157/182
DKVLT-200	VLT120003520203	\$5,832	200/40	185	161	95	3"	157/182
(NATURAL GAS - WITH GRUNDFOS SYSTEM PUMP - HIGH ALTITUDE)								
BOILER MODEL	ITEM NUMBER	TRADE PRICE	INPUT (MBH) MAX/ MIN	HTG. CAP. (MBH)	AHRI NET (MBH)	AFUE RATING %	FLUE DIA.	BLR./ SHP WGT. LBS.
DKVLT-50	VLT105003522203	\$4,099	50/10	46	40	95	2"	91/111
DKVLT-75	VLT107503522203	\$4,176	75/15	69	60	95	2" or 3"	91/111
DKVLT-100	VLT110003522203	\$4,362	100/20	91	79	95	2" or 3"	91/111
DKVLT-150	VLT115003522203	\$5,470	150/30	139	121	95	3"	157/182
DKVLT-200	VLT120003522203	\$5,832	200/40	185	161	95	3"	157/182
VLT SERIES - VENTING OPTIONS/ADDITIONAL EQUIPMENT (USE PARTS MULTIPLIER)						PN	TRADE	
050 NATURAL TO LP AND LP TO NATURAL GAS CONVERSION KIT						550002303	\$48	
075 NATURAL TO LP AND LP TO NATURAL GAS CONVERSION KIT						550002304	\$48	
100 NATURAL TO LP AND LP TO NATURAL GAS CONVERSION KIT						550002305	\$48	
150 NATURAL TO LP AND LP TO NATURAL GAS CONVERSION KIT						550002306	\$48	
200 NATURAL TO LP AND LP TO NATURAL GAS CONVERSION KIT						550002307	\$48	
2" CONCENTRIC VENT KIT						29570	\$222	
3" CONCENTRIC VENT KIT						29571	\$222	
MULTIPLE BOILER SENSOR KIT						550002186	\$82	
FLOOR STAND KIT						240010266	\$617	

VLT SERIES - STANDARD EQUIPMENT

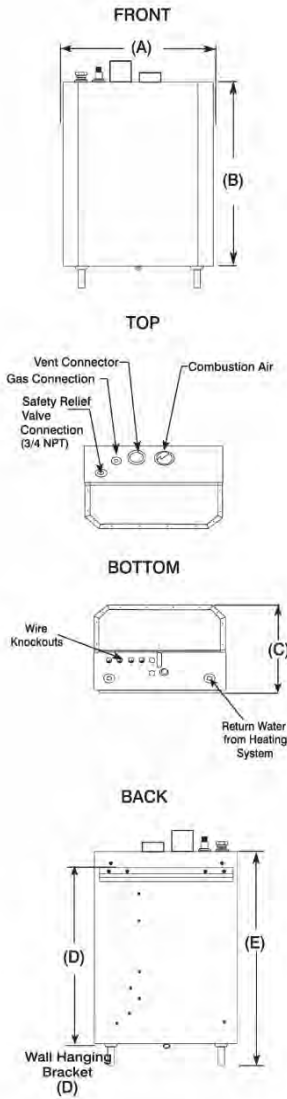
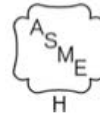
STANDARD EQUIPMENT:

- Wall Mounted: Bracket included.
- Boiler Control Module: Automatic Low Voltage/Intermittent Direct Spark Ignition/Modulating with a 5:1 combustion turn down ratio. For multiple boiler applications - the control module can stage up to 16 boilers.
- User Display interface: Easy programming with text display. Outdoor Temperature Sensor included.
- Heat Exchanger: High grade 316L/444 Stainless Steel Fin Coil with Flame Sight Glass.
- Built-in Primary/Secondary Manifold Piping and Pump.
- Combustion: Gas Valve with Premix Venturi and Blower, Durable Stainless Steel Mesh Modulating Burner with 5:1 turn down ratio, Direct Spark Igniter, Flame Sensor and LP Conversion Kit included.
- Electrical: Low Voltage Terminal Strip, High Voltage Junction Box and Transformer.
- Other: Factory installed probe-type Low Water Cut Off with test feature, 30 PSI Safety Relief Valve, Temperature Pressure Gauge, Boiler Drain Valve and Condensate Drain with built in trap.

VX SERIES

NATURAL OR PROPANE
MODULATING CONDENSING
HOT WATER BOILER

150 psi
MAWP



All VX models have an AFUE of 95% and meet the criteria for 2018 Most Efficient.



General Information (See IOM for complete instructions)

Clearances	Combustible Materials (Required) (1)		Service (2)	
	(1) Required distances measured from boiler jacket.	Top	0" (0 cm)	14" (36 cm)
Left Side		0" (0 cm)	0" (0 cm)	
Right Side		0" (0 cm)	0" (0 cm)	
Front		0" (0 cm)	6" (16 cm)	
Back		0" (0 cm)	0" (0 cm)	
Bottom		0" (0 cm)	12" (32 cm)	
(2) Service, proper operation clearance recommended.	Combustion Air/Vent Piping	0" (0 cm)	6" (16 cm)	
	Hot Wat. Piping	See Local Code	6" (16 cm)	
Combustion Air & Vent Pipe Equiv. Length	(Schedule 40 PVC)			
	2" Pipe		3" Pipe	
	50	75/100	75/100	150/200
Min. Length	6 Ft.	6 Ft.	6 Ft.	6 Ft.
	(1.8 m)	(1.8 m)	(1.8 m)	(1.8 m)
Max. Length	100 Ft.	50 Ft.	100 Ft.	100 Ft.
	(30.5 m)	(15.2 m)	(30.5 m)	(30.5 m)

Note: Refer to IOM and vent pipe manufacturer's instructions for equivalent vent lengths and alternate venting materials.

Dimensions		
Models	050	150
	075	200
	100	
Width "A"	20"	23"
	508 mm	584 mm
Height "B"	27.75"	37.75"
	705 mm	959 mm
Depth "C"	14.75"	16.3"
	375 mm	414 mm
Bracket "D"	24.41"	35.6"
	620 mm	904 mm
Ht. w/Piping "E"	30.75"	40.75"
	781 mm	104 cm

Connections	Return/Supply Water	Gas In	Cond. Drain
050/075/100	3/4" Copper stub	1/2" NPT	3/4" NPT
150/200	1" Copper stub	3/4" NPT	3/4" NPT
Electrical	120 Volts AC, 60 hertz, 1 phase, Less than 12 amps (15 amp circuit recommended)		
Water Content	050/075/100 - 1.1 Gallons, 150/200 - 1.8 Gallons		

VX SERIES CONTINUED								
(NATURAL GAS - LESS SYSTEM PUMP)								
BOILER MODEL	ITEM NUMBER	TRADE PRICE	INPUT (MBH) MAX/ MIN	HTG. CAP. (MBH)	AHRI NET (MBH)	AFUE RATING %	FLUE DIA.	BLR./ SHP WGT. LBS.
VX-50	HVX105003500103	\$3,267	50/10	46	40	95	2"	91/111
VX-75	HVX107503500103	\$3,365	75/15	69	60	95	2"	91/111
VX-100	HVX110003500103	\$3,469	100/20	91	79	95	2"	91/111
VX-150	HVX115003500103	\$4,684	150/30	139	121	95	3"	157/182
VX-200	HVX120003500103	\$4,891	200/40	185	161	95	3"	157/182
(NATURAL GAS - LESS SYSTEM PUMP - HIGH ALTITUDE)								
BOILER MODEL	ITEM NUMBER	TRADE PRICE	INPUT (MBH) MAX/ MIN	HTG. CAP. (MBH)	AHRI NET (MBH)	AFUE RATING %	FLUE DIA.	BLR./ SHP WGT. LBS.
VX-50	HVX105003502103	\$3,267	50/10	46	40	95	2"	91/111
VX-75	HVX107503502103	\$3,365	75/15	69	60	95	2"	91/111
VX-100	HVX110003502103	\$3,469	100/20	91	79	95	2"	91/111
VX-150	HVX115003502103	\$4,684	150/30	139	121	95	3"	157/182
VX-200	HVX120003502103	\$4,891	200/40	185	161	95	3"	157/182
(NATURAL GAS - TACO ECM PUMP)								
BOILER MODEL	ITEM NUMBER	TRADE PRICE	INPUT (MBH) MAX/ MIN	HTG. CAP. (MBH)	AHRI NET (MBH)	AFUE RATING %	FLUE DIA.	BLR./ SHP WGT. LBS.
VX-50	HVX105003540103	\$3,405	50/10	46	40	95	2"	91/111
VX-75	HVX107503540103	\$3,503	75/15	69	60	95	2"	91/111
VX-100	HVX110003540103	\$3,607	100/20	91	79	95	2"	91/111
VX-150	HVX115003540103	\$4,824	150/30	139	121	95	3"	157/182
VX-200	HVX120003540103	\$5,031	200/40	185	161	95	3"	157/182

VX SERIES CONTINUED								
(NATURAL GAS - TACO ECM PUMP - HIGH ALTITUDE)								
BOILER MODEL	ITEM NUMBER	TRADE PRICE	INPUT (MBH) MAX/ MIN	HTG. CAP. (MBH)	AHRI NET (MBH)	AFUE RATING %	FLUE DIA.	BLR./ SHP WGT. LBS.
VX-50	HVX105003542103	\$3,405	50/10	46	40	95	2"	91/111
VX-75	HVX107503542103	\$3,503	75/15	69	60	95	2"	91/111
VX-100	HVX110003542103	\$3,607	100/20	91	79	95	2"	91/111
VX-150	HVX115003542103	\$4,824	150/30	139	121	95	3"	157/182
VX-200	HVX120003542103	\$5,031	200/40	185	161	95	3"	157/182
(NATURAL GAS - GRUNDFOS PUMP)								
BOILER MODEL	ITEM NUMBER	TRADE PRICE	INPUT (MBH) MAX/ MIN	HTG. CAP. (MBH)	AHRI NET (MBH)	AFUE RATING %	FLUE DIA.	BLR./ SHP WGT. LBS.
VX-50	HVX105003520103	\$3,405	50/10	46	40	95	2"	91/111
VX-75	HVX107503520103	\$3,503	75/15	69	60	95	2"	91/111
VX-100	HVX110003520103	\$3,607	100/20	91	79	95	2"	91/111
VX-150	HVX115003520103	\$4,824	150/30	139	121	95	3"	157/182
VX-200	HVX120003520103	\$5,031	200/40	185	161	95	3"	157/182
(NATURAL GAS - GRUNDFOS PUMP - HIGH ALTITUDE)								
BOILER MODEL	ITEM NUMBER	TRADE PRICE	INPUT (MBH) MAX/ MIN	HTG. CAP. (MBH)	AHRI NET (MBH)	AFUE RATING %	FLUE DIA.	BLR./ SHP WGT. LBS.
VX-50	HVX105003522103	\$3,405	50/10	46	40	95	2"	91/111
VX-75	HVX107503522103	\$3,503	75/15	69	60	95	2"	91/111
VX-100	HVX110003522103	\$3,607	100/20	91	79	95	2"	91/111
VX-150	HVX115003522103	\$4,824	150/30	139	121	95	3"	157/182
VX-200	HVX120003522103	\$5,031	200/40	185	161	95	3"	157/182
VX SERIES - VENTING OPTIONS/ADDITIONAL EQUIPMENT								
(USE PARTS MULTIPLIER)						PN	TRADE	
050 NATURAL TO LP AND LP TO NATURAL GAS CONVERSION KIT						550002303	\$48	
075 NATURAL TO LP AND LP TO NATURAL GAS CONVERSION KIT						550002304	\$48	
100 NATURAL TO LP AND LP TO NATURAL GAS CONVERSION KIT						550002305	\$48	
150 NATURAL TO LP AND LP TO NATURAL GAS CONVERSION KIT						550002306	\$48	
200 NATURAL TO LP AND LP TO NATURAL GAS CONVERSION KIT						550002307	\$48	
2" CONCENTRIC VENT KIT						29570	\$222	
3" CONCENTRIC VENT KIT						29571	\$222	
MULTIPLE BOILER SENSOR KIT						550002186	\$82	
FLOOR STAND KIT						240010266	\$617	

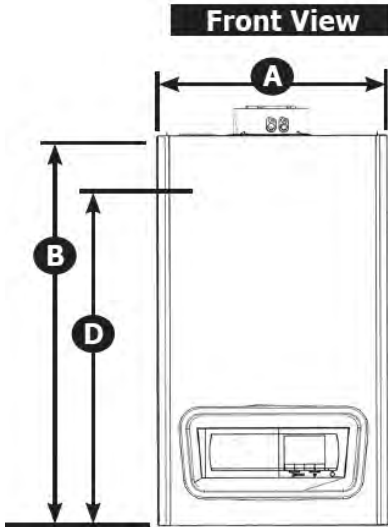
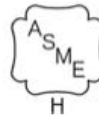
VX SERIES - STANDARD EQUIPMENT

STANDARD EQUIPMENT:

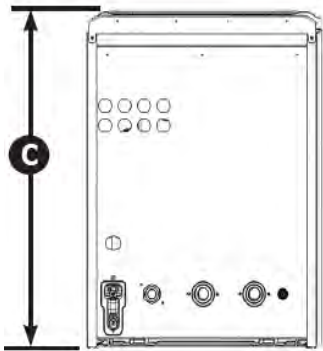
- Wall Mounted: Bracket included.
- Boiler Control Module: Automatic Low Voltage/Intermittent Direct Spark Ignition/Modulating with a 5:1 combustion turn down ratio. For multiple boiler applications - the control module can stage up to 16 boilers.
- User Display interface: Easy programming with text display. Outdoor Temperature Sensor included.
- Heat Exchanger: High grade 316L/444 Stainless Steel Fin Coil with Flame Sight Glass.
- Combustion: Gas Valve with Premix Venturi and Blower, Durable Stainless Steel Mesh Modulating Burner with 5:1 turn down ratio, Direct Spark Igniter, Flame Sensor.
- Electrical: Low Voltage Terminal Strip, High Voltage Junction Box and Transformer.
- Other: 30 PSI Safety Relief Valve, Temperature Pressure Gauge, Boiler Drain Valve and Condensate Drain with built in trap.

DMG 240

NATURAL OR PROPANE KIT
 CONDENSING HOT WATER BOILER
 WALL MOUNT OR FLOOR BASE
 6.7:1 TURNDOWN RATIO



Bottom View Dimensions



The DMG 240 has an AFUE of 95% and meets the criteria for 2018 Most Efficient and Primary/Secondary Manifold is Included



General Information (See IOM for complete instructions)

Clearances	Combustible Materials (Required) (1)		Service (2)
	Top	Left Side	
1) Required distances measured from boiler jacket.	Top	0" (0 mm)	11-13/16" (300 mm)
	Left Side	1-3/4" (45 mm)	1-3/4" (45 mm)
	Right Side	1-3/4" (45 mm)	1-3/4" (45 mm)
	Front	2" (51 mm)	17-3/4" (450 mm)
	Back	0" (0 mm)	0" (0 mm)
	Bottom	0" (0 mm)	*9-7/8" (250 mm)
(2) Service, proper operation clearance recommended. (*) Allowance for Piping at the bottom of boiler not included	Combustion Air/Vent Piping	0" (0 mm)	6" (160 mm)

Connections DMG-240	Gas Connection 3/4" NPT 1" NPT Heating System Supply & Return (without manifold) 1-1/2" Copper Stub Heating System Supply & Return (with manifold)
----------------------------	----------------------------------------------------------------------------------------------------------------------------------------------------------

Water Content	0.8 Gallons
----------------------	-------------

Note: Refer to IOM and vent pipe manufacturer's instructions for equivalent vent lengths and alternate venting materials.

Electrical	120 Volts AC, 60 hertz, 1 phase, Less than 12 amps (15 amp circuit recommended)
-------------------	---------------------------------------------------------------------------------

Shipping Weight	145 lbs. (65.8kg)
------------------------	-------------------

Dimensions	
Model 240 - Physical Data	
Width "A"	17 - 3/4"
	450 mm
Height "B"	31 - 1/16"
	763 mm
Depth "C"	23"
	585 mm
Bracket on Back "D"	15 - 7/8"
	403.2 mm






DMG 240 CONTINUED								
(NATURAL GAS - LESS PRIMARY PUMP)								
BOILER MODEL	ITEM NUMBER	TRADE PRICE	INPUT RATE (MBH)	HTG. CAP. (MBH)	NET RATING WATER (MBH)	AFUE RATING %	VENTING COAXIAL	VENTING 2-PIPE
DMG-240	DMG124000600103	\$5,858	241,000	216,000	188,000	95	3" / 5"	3"
DMG 240 - ADDITIONAL EQUIPMENT (USE PARTS MULTIPLIER)					PN	TRADE		
MANUAL RESET HIGH LIMIT KIT L4006E1109					550003322	\$242		
MANUAL RESET LWCO KIT					550003323	\$232		
CSD-1 KIT (INCLUDES HIGH LIMIT AND MANUAL RESET LWCO)					550003332	\$474		
COMMON VENTING CHECK VALVE KIT					550003354	\$340		
LP CONVERSION KIT					550003316	\$155		
OUTDOOR AIR SENSOR					BD710487302V	\$34		
DHW SENSOR KIT					550003189	\$74		
FLOOR BASE KIT					550003302	\$479		
DMG 240 - STANDARD EQUIPMENT								
<u>STANDARD EQUIPMENT:</u>								
<ul style="list-style-type: none"> - Boiler Control Module: High Limit/Electronic Ignition Control. - User Display Interface: Digital Temperature Display with diagnostics and programmable settings. - Heat Exchanger: 316L Stainless Steel - Combustion: 6.7:1 Turndown, Stainless Steel Burner, Direct Spark Ignition, Combination Flame Sensor and Ignitor - Other: Assembled Boiler with Jacket, Built-In Boiler Loop Pump, 50 psi Relief Valve Low Water Pressure Sensor, Temperature/Pressure Gauge <p>Optional: Outdoor Temperature Sensor, Indirect Tank Sensor, Floor Base Kit, CSD-1 Kits available (includes Manual Reset Low Water Cut Off and Manual Reset High Limit.).</p>								

* Vent accessories listed on the next page.









(USE PARTS MULTIPLIER FOR ALL OF THE FOLLOWING)

DMG 240 VENTING MATERIALS


COAXIAL VENTING

VENTING COAXIAL	DESCRIPTION	ITEM	TRADE PRICE
	Coaxial Pipe 3.28' (1m) Long	KHG714088512	\$54
	Coaxial 90 Elbows	KHG714088712	\$29
	Coaxial 45 Elbows	KHG714088812	\$29
	Horizontal Vent Termination	KHG714088911	\$61
	Vertical Vent Termination	KHG714093512	\$85

TWIN PIPE POLYPROPYLENE VENTING

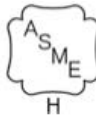
POLYPROPYLENE VENTING	DESCRIPTION	ITEM	TRADE PRICE
	Boiler Appliance Twin Pipe Adapters For Polypropylene	KHG714089010	\$37
	80mm Venting Clamp	550003416	\$35
	80mm Clamshell Clamp (5 pack)	550003452	\$34
	Polypropylene Pipe 3.28' (1m) Long	KUG714132610	\$16
	Polypropylene 90 Elbows	KUG714132410	\$11
	Polypropylene 45 Elbows	KUG714132310	\$11
	Horizontal Vent Termination	KUG714132010	\$19
	Vertical Vent Termination	KUG714132110	\$45

TWIN PIPE CPVC UL1738 / S636 VENTING ADAPTER KIT

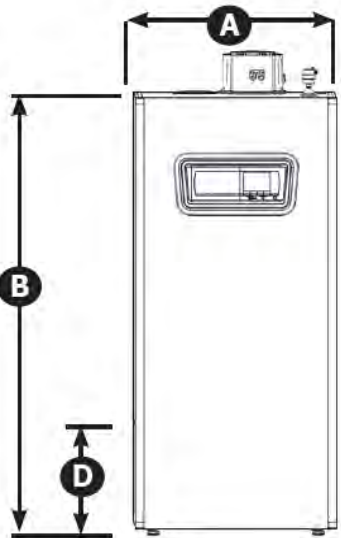
	DESCRIPTION	ITEM	TRADE PRICE
	Boiler Appliance Twin Pipe Adapter Kit For 3" CPVC UL1738 / S636	550003403	\$103

DMG 380

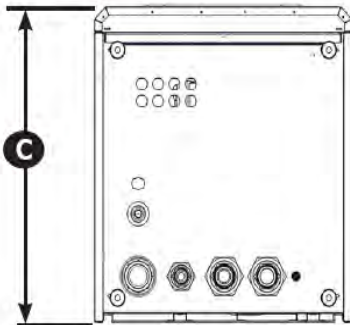
NATURAL OR PROPANE KIT
 CONDENSING HOT WATER BOILER
 FLOOR STANDING BOILER
 10.5:1 TURNDOWN RATIO



Front View



Bottom View Dimensions



The DMG 380 has a Thermal Efficiency of 95% and Primary/Secondary Manifold is Included



General Information (See IOM for complete instructions)

Clearances	Combustible Materials (Required) (1)		Service (2)
	Top	0" (0 mm)	
1) Required distances measured from boiler jacket.	Left Side	1-3/4" (45 mm)	1-3/4" (45 mm)
	Right Side	1-3/4" (45 mm)	1-3/4" (45 mm)
	Front	2" (51 mm)	23-5/8" (600 mm)
	Back	0" (0 mm)	0" (0 mm)
	Bottom	0" (0 mm)	0" (0 mm)
(2) Service, proper operation clearance recommended.	Combustion Air/Vent Piping	0" (0 mm)	6" (160 mm)

Connections DMG-380	Gas Connection 1" NPT 1-1/2" NPT Heating System Supply & Return (without manifold) 1-1/2" Copper Stub Heating System Supply & Return (with manifold)
----------------------------	------------------------------------------------------------------------------------------------------------------------------------------------------------

Water Content	4.6 Gallons
----------------------	-------------

Note: Refer to IOM and vent pipe manufacturer's instructions for equivalent vent lengths and alternate venting materials.

Electrical	120 Volts AC, 60 hertz, 1 phase, Less than 12 amps (15 amp circuit recommended)
-------------------	---------------------------------------------------------------------------------

Shipping Weight	255 lbs. (115.7kg)
------------------------	--------------------

Dimensions	
Model 380 - Physical Data	
Width "A"	23 - 5/8"
	600 mm
Height "B"	50"
	1270 mm
Depth "C"	23 - 1/2"
	648 mm
Bracket on Back "D"	11 - 3/4"
	298.5 mm






DMG 380 CONTINUED								
(NATURAL GAS - LESS PRIMARY PUMP)								
BOILER MODEL	ITEM NUMBER	TRADE PRICE	INPUT RATE (MBH)	HTG. CAP. (MBH)	NET RATING WATER (MBH)	THERMAL EFF. %	VENTING COAXIAL	VENTING 2-PIPE
DMG-380	DMG138000600103	\$9,214	379,000	348,000	303,000	95	4" / 6"	4"
DMG 380 - ADDITIONAL EQUIPMENT (USE PARTS MULTIPLIER)					PN	TRADE		
MANUAL RESET HIGH LIMIT KIT L4006E1109					550003322	\$242		
MANUAL RESET LWCO KIT					550003323	\$232		
CSD-1 KIT (INCLUDES HIGH LIMIT AND MANUAL RESET LWCO)					550003332	\$474		
COMMON VENTING CHECK VALVE KIT					550003354	\$340		
LP CONVERSION KIT					550003317	\$155		
OUTDOOR SENSOR					BD710487302V	\$34		
DHW SENSOR KIT					550003189	\$74		
DMG 380 - STANDARD EQUIPMENT								
<u>STANDARD EQUIPMENT:</u>								
<ul style="list-style-type: none"> - Boiler Control Module: High Limit/Electronic Ignition Control. - User Display Interface: Digital Temperature Display with diagnostics and programmable settings. - Heat Exchanger: 316L Stainless Steel - Combustion: 10.5:1 Turndown, Stainless Steel Burner, Direct Spark Ignition, Combination Flame Sensor and Ignitor - Other: Assembled Boiler with Jacket, Built-In Boiler Loop Pump, 50 psi Relief Valve Low Water Pressure Sensor, Temperature/Pressure Gauge <p>Optional: Outdoor Temperature Sensor, Indirect Tank Sensor, CSD-1 Kits available (includes Manual Reset Low Water Cut Off and Manual Reset High Limit.).</p>								

* Vent accessories listed on the next page.








(USE PARTS MULTIPLIER FOR ALL OF THE FOLLOWING)

DMG 380 VENTING MATERIALS



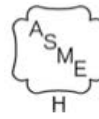
COAXIAL VENTING

VENTING COAXIAL	DESCRIPTION	ITEM	TRADE PRICE
	Coaxial Pipe 3.28' (1m) Long	KUG714133811	\$110
	Coaxial 90 Elbows	KUG714133611	\$79
	Coaxial 45 Elbows	KUG714133511	\$79
	Horizontal Vent Termination	KUG714133311	\$225
	Vertical Vent Termination	KUG714133411	\$286

TWIN PIPE POLYPROPYLENE VENTING

POLYPROPYLENE VENTING	DESCRIPTION	ITEM	TRADE PRICE
	110mm Clamshell Clamp (5 pack)	550003453	\$46
	Boiler Appliance Twin Pipe Adapters For 4" UL1738 / S636	BD7106314V	\$122
	Polypropylene Pipe 3.28' (1m) Long	KUG714133210	\$31
	Polypropylene 90 Elbows	KUG714133010	\$20
	Polypropylene 45 Elbows	KUG714132910	\$20
	Horizontal Vent Termination	KUG714132710	\$114
	Vertical Vent Termination	KUG714132810	\$104

DCB/DCC
 NATURAL OR PROPANE
 SPACE HEATING AND COMBI



All DCB/DCC models have an AFUE of 95% and meet the criteria for 2018 Most Efficient and Primary/Secondary Manifold is included (shown on page 22)



General Information (See IOM for complete instructions)

Clearances	Combustible Materials (Required) (1)		Service (2)
	1) Required distances measured from boiler.	Top	0" (0 cm)
Left Side		1.77" (4.5 cm)	1.77" (4.5 cm)
Right Side		1.77" (4.5 cm)	1.77" (4.5 cm)
Front		0" (0 cm)	17.70" (45 cm)
Back		0" (0 cm)	0" (0 cm)
Bottom		0" (0 cm)	9.84" (25 cm)
(2) Service, proper operation clearance recomm.	Combustion Air/Vent Piping	0" (0 cm)	6" (2.5 cm)

Dimensions

Models	DCB-125 DCC-150	DCB-165 DCC-205	Combustion Air & Vent Pipe Max. Equivalent Lengths						
			Boiler requires special venting - Use only venting systems that have been approved. Note: Natalini Polypropylene venting is not available in a 2" size						
Width	17-3/4"	17-3/4"	Coaxial Venting	2-pipe Polypropylene venting Boiler Adapter Kit Required			2-pipe CPVC UL1738/ULC S636 Boiler Adapter Kit Required		
				Height	30"	30"	DCC & DCB	125/150	165/205
Depth	13-9/16"	21-1/2"	32.8 Ft. (10 m)	100 Ft. Combined	200 Ft. Combined	170 Ft. Combined	100 Ft. Combined	200 Ft. Combined	170 Ft. Combined
Weight (lbs)	103 - DCC 102 - DCB	125		Intake Air can not exceed 49.2 Ft	Intake Air can not exceed 100 Ft	Intake Air can not exceed 85 Ft	Intake Air can not exceed 49.2 Ft	Intake Air can not exceed 100 Ft	Intake Air can not exceed 85 Ft
Water Content	0.95 Gallons	1.25 Gallons	Connections	Return/Supply Water			Gas In		
			DCC & DCB CH	3/4" SWT			3/4" FPT		
			DCC-150 DHW	1/2" SWT					
			DCC-205 DHW	3/4" SWT					
Electrical	120 Volts AC, 60 hertz, 1 phase, Less than 12 amps (15 amp circuit recommended)								

(NATURAL AND LP GAS - LESS SYSTEM PUMP, COMBI OR HEATING ONLY)								
BOILER MODEL	ITEM NUMBER	TRADE PRICE	INPUT RATE (MBH)	HTG. CAP. (MBH)	AHRI NET (MBH)	AFUE RATING %	VENTING COAXIAL INCHES (mm)	VENTING 2-PIPE (INCHES)
Space Heating Models								
DCB125	DCB112503600103	\$2,826	126	113	98	95.0	2/4 (60/100)	3
DCB165	DCB116503600103	\$3,318	164	153	133	95.0	3/5 (80/125)	3 or 2
Combi Models								
DCC150	DCC115003600103	\$3,018						
Central Heating Mode			126	113	98	95.0	2/4 (60/100)	3
Domestic Hot Water Mode			153	136	N/A			
DCC205	DCC120503600103	\$3,503						
Central Heating Mode			164	153	133	95.0	3/5 (80/125)	3 or 2
Domestic Hot Water Mode			205	180	N/A			
(NATURAL AND LP GAS - WITH TACO ECM SYSTEM PUMP, COMBI OR HEATING ONLY)								
BOILER MODEL	ITEM NUMBER	TRADE PRICE	INPUT RATE (MBH)	HTG. CAP. (MBH)	AHRI NET (MBH)	AFUE RATING %	VENTING COAXIAL INCHES (mm)	VENTING 2-PIPE (INCHES)
Space Heating Models								
DCB125	DCB112503640103	\$2,969	126	113	98	95.0	2/4 (60/100)	3
DCB165	DCB116503640103	\$3,460	164	153	133	95.0	3/5 (80/125)	3 or 2
Combi Models								
DCC150	DCC115003640103	\$3,161						
Central Heating Mode			126	113	98	95.0	2/4 (60/100)	3
Domestic Hot Water Mode			153	136	N/A			
DCC205	DCC120503640103	\$3,645						
Central Heating Mode			164	153	133	95.0	3/5 (80/125)	3 or 2
Domestic Hot Water Mode			205	180	N/A			
(NATURAL AND LP GAS - WITH GRUNDFOS SYSTEM PUMP, COMBI OR HEATING ONLY)								
BOILER MODEL	ITEM NUMBER	TRADE PRICE	INPUT RATE (MBH)	HTG. CAP. (MBH)	AHRI NET (MBH)	AFUE RATING %	VENTING COAXIAL INCHES (mm)	VENTING 2-PIPE (INCHES)
Space Heating Models								
DCB125	DCB112503620103	\$2,969	126	113	98	95.0	2/4 (60/100)	3
DCB165	DCB116503620103	\$3,460	164	153	133	95.0	3/5 (80/125)	3 or 2
Combi Models								
DCC150	DCC115003620103	\$3,161						
Central Heating Mode			126	113	98	95.0	2/4 (60/100)	3
Domestic Hot Water Mode			153	136	N/A			
DCC205	DCC120503620103	\$3,645						
Central Heating Mode			164	153	133	95.0	3/5 (80/125)	3 or 2
Domestic Hot Water Mode			205	180	N/A			

DCB/DCC - STANDARD EQUIPMENT

STANDARD EQUIPMENT:

-Boiler Control Module: High Limit/Electronic Ignition Control.

-User Display Interface: Digital Temperature Display with diagnostics and programmable settings.

-Heat Exchanger: Stainless Steel

-3-Way Water Diverting Valve

Combustion: For DCC-150 and DCB-125 - Automatically modulating gas valve with 5.7:1 Turndown for CH & 7:1 for DHW, For DCC-205 and DCB-165 - Automatically modulating gas valve with 5.5:1 Turndown for CH & 7:1 for DHW

Stainless Steel Burner, Direct Spark Ignition, Separate Flame Sensor, 100% shutoff.

-Other: Assembled Boiler with Jacket, Induced Draft Fan, Circulator Pump, 30psi Relief Valve, Low Water Pressure Switch, Air Pressure Switch, Temperature/Pressure Gauge.

DCC-150 DHW Model: Domestic Hot Water (DHW) Brazed Plate: Stainless Steel with 3.5 GPM @ 70° F rise






DCC-205 DHW Model: Domestic Hot Water (DHW) Brazed Plate: Stainless Steel with best in class 4.6 GPM @ 77° F rise

*** Please note: These boilers require vent accessories below**

(USE PARTS MULTIPLIER FOR ALL OF THE FOLLOWING)









DCB 125/DCC 150 VENTING MATERIALS

COAXIAL VENTING 2"/4" (60mm/100mm)


VENTING COAXIAL	DESCRIPTION	ITEM	TRADE
	Coaxial Pipe 3.28' (1m) Long	KUG714059511	\$37
	Coaxial 90 Elbows	KUG714059711	\$28
	Coaxial 45 Elbows	KUG714059811	\$28
	Horizontal Vent Termination	KUG714059611	\$46
	Vertical Vent Termination	KUG714135812	\$109

TWIN PIPE POLYPROPYLENE VENTING 3" (80mm)

Note: Natalini Polypropylene venting is not available in a 2" size

POLYPROPYLENE VENTING	DESCRIPTION	ITEM	TRADE
	Boiler Appliance Twin Pipe Adapters For Polypropylene	KHG714059113	\$16
	80mm Venting Clamp	550003416	\$35
	80mm Clamshell Clamp (5 pack)	550003452	\$34
	80mm Polypropylene Pipe 3.28' (1m) Long	KUG714132610	\$16
	80mm Polypropylene 90 Elbows	KUG714132410	\$11
	80mm Polypropylene 45 Elbows	KUG714132310	\$11
	80mm Horizontal Vent Termination	KUG714132010	\$19
	80mm Vertical Vent Termination	KUG714132110	\$45






TWIN PIPE CPVC UL1738 / S636 VENTING ADAPTERS

DESCRIPTION	ITEM	TRADE
	Boiler Appliance Twin Pipe Adapters For 3" CPVC UL1738 / S636	550003184
		\$53

(USE PARTS MULTIPLIER FOR ALL OF THE FOLLOWING)









DCB 165/DCC 205 VENTING MATERIALS

COAXIAL VENTING 3"/5" (80mm/125mm)


VENTING COAXIAL	DESCRIPTION	ITEM	TRADE
	Coaxial Pipe 3.28' (1m) Long	KHG714088512	\$54
	Coaxial 90 Elbows	KHG714088712	\$29
	Coaxial 45 Elbows	KHG714088812	\$29
	Horizontal Vent Termination	KHG714088911	\$61
	Vertical Vent Termination	KHG714093512	\$85

TWIN PIPE POLYPROPYLENE VENTING 3" (80mm)

Note: Natalini Polypropylene venting is not available in a 2" size

POLYPROPYLENE VENTING	DESCRIPTION	ITEM	TRADE
	Boiler Appliance Twin Pipe Adapters For Polypropylene	KHG714089010	\$37
	80mm Venting Clamp	550003416	\$35
	80mm Clamshell Clamp (5 pack)	550003452	\$34
	Polypropylene Pipe 3.28' (1m) Long	KUG714132610	\$16
	Polypropylene 90 Elbows	KUG714132410	\$11
	Polypropylene 45 Elbows	KUG714132310	\$11
	Horizontal Vent Termination	KUG714132010	\$19
	Vertical Vent Termination	KUG714132110	\$45

TWIN PIPE CPVC UL1738 / S636 VENTING ADAPTER KIT

	DESCRIPTION	ITEM	TRADE
	Boiler Appliance Twin Pipe Adapter Kit For 3" CPVC UL1738 / S636	550003403	\$103

OPTIONAL ITEMS

OUTSIDE AIR SENSOR	BD710487302V	\$34
DHW SENSOR KIT	550003189	\$74
FLOOR STAND KIT	240010266	\$617

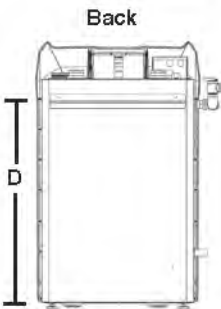
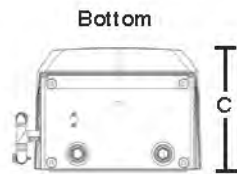
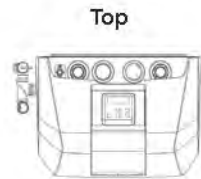
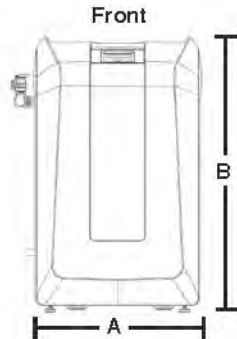
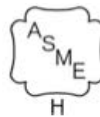
INCLUDED MANIFOLDS

125/150 Manifold	165 Manifold	205 Manifold
		

97GB SERIES

NATURAL OR PROPANE
 MODULATING CONDENSING
 HOT WATER BOILER
 FLOOR/WALL MOUNT

150 psi
 MAWP



Floor Mount Capable



General Information (See IOM for complete instructions)

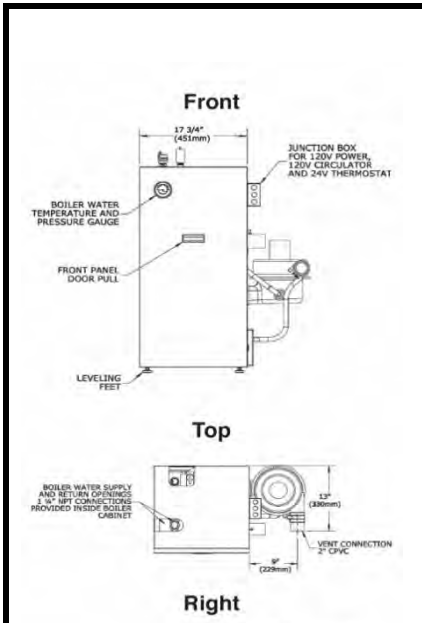
Clearances	Combustible Materials (Required) (1)		Service (2)
	1) Required distances measured from boiler.	Top	0" (0 cm)
Left Side		6" (16 cm)	6" (16 cm)
Right Side		0" (0 cm)	1-1/2" (4 cm)
Front		0" (0 cm)	6" (16 cm)
Back		0" (0 cm)	0" (0 cm)
Bottom		0" (0 cm)	12" (32 cm) for Bottom Piped
(2) Service, proper operation clearance recommended.	Combustion Air/Vent Piping	0" (0 cm)	6" (16 cm)
	Combustion Air & Vent Pipe Equiv. Length	(Schedule 40 PVC)	
Min. Length	2" Pipe 075/100	3" Pipe 075/100	
	6 Ft. (1.8 m)	6 Ft. (1.8 m)	
Max. Length	50 Ft. (15.2 m)	100 Ft. (30.5 m)	
	Note: Refer to IOM and vent pipe manufacturer's instructions for equivalent vent lengths and alternate venting materials.		
Connections	Return/Supply Water	Gas In	Cond. Drain
075/100	1-1/4" NPT	1/2" NPT	3/4" MPT
Electrical	120 Volts AC, 60 hertz, 1 phase, Less than 12 amps (15 amp circuit recommended)		
Water Content	075/100 - 1.1 Gallons		

Dimensions

Models	075/100
Width "A"	22-1/16" (560 mm)
Height "B"	35-5/8" (905 mm)
Depth "C"	16-3/16" (411 mm)
Bracket "D"	27-1/2" (969 mm)

97GB SERIES CONTINUED								
(NATURAL GAS - LESS SYSTEM PUMP)								
BOILER MODEL	ITEM NUMBER	TRADE PRICE	INPUT (MBH) MAX/ MIN	HTG. CAP. (MBH)	AHRI NET (MBH)	AFUE RATING %	FLUE DIA.	BLR./ SHP WGT. LBS.
ECR97-075	ECR97A075N000DK	\$4,037	75	15	60	95	2" or 3"	140
ECR97-100	ECR97A100N000DK	\$4,224	100	20	79	95	2" or 3"	140
(NATURAL GAS - WITH TACO ECM SYSTEM PUMP)								
BOILER MODEL	ITEM NUMBER	TRADE PRICE	INPUT (MBH) MAX/ MIN	HTG. CAP. (MBH)	AHRI NET (MBH)	AFUE RATING %	FLUE DIA.	BLR./ SHP WGT. LBS.
ECR97-075	ECR97A075N400DK	\$4,176	75	15	60	95	2" or 3"	140
ECR97-100	ECR97A100N400DK	\$4,373	100	20	79	95	2" or 3"	140
(NATURAL GAS - WITH GRUNDFOS SYSTEM PUMP)								
BOILER MODEL	ITEM NUMBER	TRADE PRICE	INPUT (MBH) MAX/ MIN	HTG. CAP. (MBH)	AHRI NET (MBH)	AFUE RATING %	FLUE DIA.	BLR./ SHP WGT. LBS.
ECR97-075	ECR97A075N300DK	\$4,176	75	15	60	95	2" or 3"	140
ECR97-100	ECR97A100N300DK	\$4,373	100	20	79	95	2" or 3"	140
97GB SERIES CONTINUED								
97GB SERIES - VENTING OPTIONS/ADDITIONAL EQUIPMENT (USE PARTS MULTIPLIER)						PN	TRADE	
ECR97 075 GAS CONVERSION KIT (NAT. TO LP AND LP TO NAT.)						550002171	\$52	
ECR97 100 GAS CONVERSION KIT (NAT. TO LP AND LP TO NAT.)						550002172	\$41	
2" CONCENTRIC VENT KIT						29570	\$222	
3" CONCENTRIC VENT KIT						29571	\$222	
MULTIPLE BOILER SENSOR KIT						550002186	\$82	
97GB SERIES - STANDARD EQUIPMENT								
<u>STANDARD EQUIPMENT:</u>								
- Mounting Floor/Wall: Leveling Legs and Wall Bracket both included.								
- Boiler Control Module: Automatic Low Voltage/Intermittent Power Reset. Controls up to 16 boilers for multiple boiler applications.								
- User Display interface: Easy programming with text display. Remote mount option utilizes standard thermostat conductor wiring.								
- Heat Exchanger: High grade 316L/444 Stainless Steel Fin Coil with Flame Sight Glass. Built-in Primary/Secondary Manifold Piping and Pump.								
- Combustion: Gas Valve with Premix Venturi and Blower, Durable Stainless Steel Mesh Burner, Direct Spark Igniter, Flame Sensor and LP Conversion Kit included.								
- Electrical: Detachable Low Voltage Terminal Strip, High Voltage Junction Box, Transformer, Lighted Power Switch and Auxiliary Service Power Outlet.								
- Other: Low Water Cut Off with test feature, Outdoor Temperature Reset, 30 PSI Safety Relief Valve, Boiler Drain Valve and Condensate Drain with built in trap.								

Q90-100 SERIES IV
NATURAL OR PROPANE
CONDENSING HOT
WATER BOILER



General Information (See IOM for complete instructions)

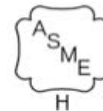
Clearances	Combustible Materials (Required) (1)				Service (2)	
	(1) Required distances measured from boiler.	Top		1" (26 mm)	8" (204 mm)	
Left Side		1" (26 mm)	N/A			
Right Side		11" (280 mm)	N/A			
Base		1" (26 mm)	N/A			
Front		1" (26 mm)	24" (610 mm)			
Back		1" (26 mm)	N/A			
(2) Service, proper operation clearance recommendation.	Combustion Air/Vent Piping		0" (0 mm)	N/A		
	Combustion Air & Vent Pipe Equivalent Length (Schedule 40 PVC)	2" Pipe	2" Pipe	3" Pipe	3" Pipe	
050		100	050	100		
075			075			
2 Ft. (.61 m)		2 Ft. (.61 m)	20 Ft. (6.09 m)	15 Ft. (4.57 m)		
Min. Length						
Max. Length	26 Ft. (7.92 m)	21 Ft. (6.40 m)	112 Ft. (34.14 m)	92 Ft. (28.04 m)		
Note: Refer to IOM and vent pipe manufacturer's instructions for equivalent vent lengths and alternate venting materials.						
Connections	Return/Supply Water		Gas In	Condensate Drain		
Dimensions	050/075/100		1-1/4" NPT	1/2" NPT	1/2" CPVC Stub	
Width	17-3/4" (451 mm)		Electrical 120 Volts AC, 60 hertz, 1 phase, Less than 12 amps (15 amp circuit recommended)			
Height	36-1/4" (921 mm)					
Depth	17-3/8" (441 mm)					
Water Content			050/075/100 - 2.6 Gallons			

Q90-100 SERIES IV CONTINUED								
(NATURAL GAS - LESS SYSTEM PUMP)								
BOILER MODEL	ITEM NUMBER	TRADE PRICE	INPUT (MBH)	HTG. CAP. (MBH)	AHRI NET (MBH)	AFUE RATING %	FLUE DIA.	SHIP WGT.
Q90-50	Q90205003200403	\$3,260	50	45	39	90	2" or 3"	256
Q90-75	Q90207503200403	\$3,260	75	68	59	90	2" or 3"	256
Q90-100	Q90210003200403	\$3,260	100	90	78	90	2" or 3"	256
(NATURAL GAS - WITH TACO ECM SYSTEM PUMP)								
BOILER MODEL	ITEM NUMBER	TRADE PRICE	INPUT (MBH)	HTG. CAP. (MBH)	AHRI NET (MBH)	AFUE RATING %	FLUE DIA.	SHIP WGT.
Q90-50	Q90205003240403	\$3,327	50	45	39	90	2" or 3"	256
Q90-75	Q90207503240403	\$3,327	75	68	59	90	2" or 3"	256
Q90-100	Q90210003240403	\$3,327	100	90	78	90	2" or 3"	256
(NATURAL GAS - WITH GRUNDFOS SYSTEM PUMP)								
BOILER MODEL	ITEM NUMBER	TRADE PRICE	INPUT (MBH)	HTG. CAP. (MBH)	AHRI NET (MBH)	AFUE RATING %	FLUE DIA.	SHIP WGT.
Q90-50	Q90205003220403	\$3,327	50	45	39	90	2" or 3"	256
Q90-75	Q90207503220403	\$3,327	75	68	59	90	2" or 3"	256
Q90-100	Q90210003220403	\$3,327	100	90	78	90	2" or 3"	256
(LP GAS - LESS SYSTEM PUMP)								
BOILER MODEL	ITEM NUMBER	TRADE PRICE	INPUT (MBH)	HTG. CAP. (MBH)	AHRI NET (MBH)	AFUE RATING %	FLUE DIA.	SHIP WGT.
Q90-50	Q90205013200403	\$3,260	50	45	39	90	2" or 3"	256
Q90-75	Q90207513200403	\$3,260	75	68	59	90	2" or 3"	256
Q90-100	Q90210013200403	\$3,260	100	90	78	90	2" or 3"	256
(LP GAS - WITH TACO ECM SYSTEM PUMP)								
BOILER MODEL	ITEM NUMBER	TRADE PRICE	INPUT (MBH)	HTG. CAP. (MBH)	AHRI NET (MBH)	AFUE RATING %	FLUE DIA.	SHIP WGT.
Q90-50	Q90205013240403	\$3,327	50	45	39	90	2" or 3"	256
Q90-75	Q90207513240403	\$3,327	75	68	59	90	2" or 3"	256
Q90-100	Q90210013240403	\$3,327	100	90	78	90	2" or 3"	256
(LP GAS - WITH GRUNDFOS SYSTEM PUMP)								
BOILER MODEL	ITEM NUMBER	TRADE PRICE	INPUT (MBH)	HTG. CAP. (MBH)	AHRI NET (MBH)	AFUE RATING %	FLUE DIA.	SHIP WGT.
Q90-50	Q90205013220403	\$3,327	50	45	39	90	2" or 3"	256
Q90-75	Q90207513220403	\$3,327	75	68	59	90	2" or 3"	256
Q90-100	Q90210013220403	\$3,327	100	90	78	90	2" or 3"	256

(USE PARTS MULTIPLIER FOR ALL OF THE FOLLOWING)	PN	TRADE
CONCENTRIC VENT KIT 3"	29571	\$222
CONCENTRIC VENT KIT 2"	29570	\$222
ARGO AMB MULTIPLE BOILER CONTROL (INCLUDES OUTDOOR RESET, PRIORITY OVERRIDE, LEAD BOILER RUN TIME ROTATION):		
CONVERSION KIT NAT. TO LP Q90-50 (Series IV) 0' - 10,000'	550002631	\$79
CONVERSION KIT NAT. TO LP Q90-75 (Series IV) 5,000' - 10,000'	550002629	\$79
CONVERSION KIT NAT. TO LP Q90-75 (Series IV) 0' - 5,000'	550002630	\$79
CONVERSION KIT NAT. TO LP Q90-100 (Series IV) 0' - 10,000'	550002700	\$79
CONVERSION KIT LP TO NAT. Q90-50 (Series IV) 0' - 10,000'	550002635	\$79
CONVERSION KIT LP TO NAT. Q90-75 (Series IV) 0' - 10,000'	550002634	\$79
CONVERSION KIT LP TO NAT. Q90-100 (Series IV) 0' - 10,000'	550002701	\$79
2" CPVC 45° ELBOW (Q90-100 Series)	14631702	\$39
2" CPVC 90° ELBOW (Q90-100 Series)	240009663	\$28
2" CPVC TEE, SCHEDULE 80 (Q90-100 Series)	240006819	\$38
2" CPVC COUPLING (Q90-100 Series)	240006822	\$25
FILL-TROL #110 FOR WATER BOILERS 150 MBH OR LESS	14624002	\$306
FILL-TROL #111 FOR WATER BOILERS OVER 150 MBH	14624003	\$412
Q90-100 SERIES IV - STANDARD EQUIPMENT		
<p><u>STANDARD EQUIPMENT:</u></p> <ul style="list-style-type: none"> - Boiler Control Module: HSI Integrated Boiler Control - Combination Hydrolevel High Limit with LWCO with boiler water temperature reset feature - Heat Exchanger: Cast Aluminum Heat Exchanger - Combustion: Stainless Steel Premix Burner - Induced Draft Blower with adjustable exhaust (front, right side or rear), Inducer Motor Assembly, includes 5' schedule 80 2" CPVC and CPVC Tee - Electrical: Junction Box, Transformer and Wiring Harness - Textured painted steel jacket - Other: Temperature/Pressure Gauge, 30 PSI Safety Relief Valve, Pressure Switch(es), Low Profile Condensate Trap and Air Vent 		

DWB SERIES

NATURAL OR PROPANE
 MODULATING 3:1
 SPACE HEATING ONLY & COMBI
 (CHIMNEY/SIDEWALL VENTED)

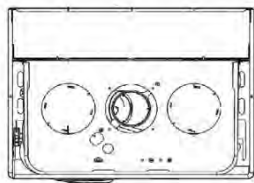


**DWB Combi Unit
 (CCB-150) Shown**

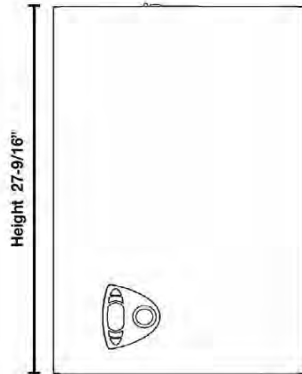
See IOM for dimensions
 on other models.

TOP

Width 17-23/32"



FRONT



SIDE

Depth 13"



Primary/Secondary Manifold is Included




General Information (See IOM for complete instructions)

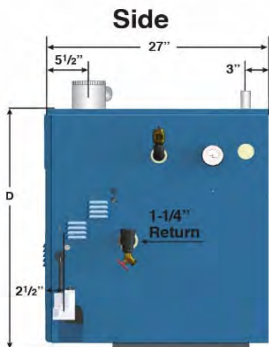
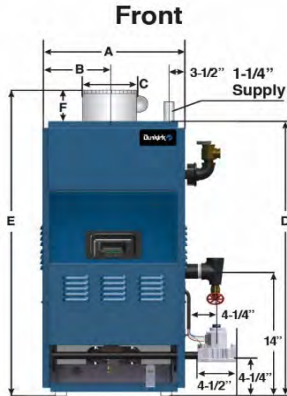
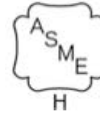
Clearances		Combustible Materials (Required) ⁽¹⁾	Service ^{(1) (2)}
		(1) Required distances measured from boiler jacket. (2) Service, proper operation clearance recommendation.	Top
Left Side	0" (0 cm)		1" (3 cm)
Right Side	0" (0 cm)		1" (3 cm)
Front	0" (0 cm)		1" (3 cm)
Back	0" (0 cm)		0" (0 cm)
Bottom	0" (0 cm)		12" (30 cm)
Combustion Air/Vent Piping	0" (0 cm)		3/8" (1 cm)
Vent Piping	6" (15 cm)		6" (15 cm)

Connections	
CCB-150	Return/Supply Water 1", Gas In 3/4" NPT, Domestic Hot Water Inlet/Outlet 3/4" NPT
CHB-100, CHB-130 & CHB-150	Return/Supply Water 1", Gas In 3/4" NPT, Indirect Tank 3/4" NPT
Electrical	120 Volts AC, 60 hertz, 1 phase, Less than 12 amps (15 amp circuit recommended)
Water Content	CCB-150/CHB-150 - .396 Gallons, CHB-130 - .317 Gallons, CHB-100 - .211 Gallons

Dimensions			
Model	Width	Height	Depth
CCB-150/CHB-150	17-23/32"	27-9/16"	13"
CHB-130	15-3/4"	27-9/16"	13"
CHB-100	15-3/4"	27-9/16"	13"

DWB SERIES CONTINUED									
(NATURAL GAS - LESS SYSTEM PUMP, COMBI WITH DOMESTIC HOT WATER)									
BOILER MODEL	ITEM NUMBER	TRADE PRICE	INPUT RATE (MBH)	HTG. CAP. (MBH)	AHRI NET (MBH)	AFUE RATING %	CHIMNEY CAT. I (Min. Size)	SIDE-WALL CAT. III	SHIP WGT.
CCB150	CCB0150000103	\$2,251	150	127	110	85.0	4"	3"	78
(NATURAL GAS - LESS SYSTEM PUMP, SPACE HEATING ONLY)									
BOILER MODEL	ITEM NUMBER	TRADE PRICE	INPUT RATE (MBH)	HTG. CAP. (MBH)	AHRI NET (MBH)	AFUE RATING %	CHIMNEY CAT. I (Min. Size)	SIDE-WALL CAT. III	SHIP WGT.
CHB100	CHB0100000103	\$1,742	100	85	73	85.0	4"	3"	65
CHB130	CHB0130000103	\$1,932	130	110	96	85.0	4"	3"	69
CHB150	CHB0150000103	\$2,044	150	130	110	85.0	4"	3"	73
(USE PARTS MULTIPLIER FOR ALL OF THE FOLLOWING)						PN	TRADE		
NATURAL TO LP CONVERSION KIT (CCB150 & CHB150)						FE3980C150	\$70		
NATURAL TO LP CONVERSION KIT (CHB130)						FE3980B950	\$67		
NATURAL TO LP CONVERSION KIT (CHB100)						FE3980C300	\$63		
DIRECT VENT KIT						5612601	\$145		
OUTSIDE AIR SENSOR						FE013018X0	\$31		
DHW SENSOR KIT						550002958	\$57		
FLOOR STAND KIT						240010266	\$617		
CHB 100/130 FLOOR BASE KIT						550003450	\$288		
CCB/CHB 150 FLOOR BASE KIT						550003451	\$288		
DWB SERIES - STANDARD EQUIPMENT						DWB on Floor Base			
<p><u>STANDARD EQUIPMENT:</u></p> <ul style="list-style-type: none"> -Boiler Control Module: High Limit/Electronic Ignitional Control. -User Display Interface: Digital Temperature Display with diagnostics and programmable settings. -Heat Exchanger: Copper Fin Tube. (CCB-150 combination boiler includes a stainless steel brazed plate heat exchanger - 3.6 gpm at 70°F Temperature Rise, 6.3 gpm at 40°F Temperature Rise) -Valve: 3-Way Water Diverting Valve -Combustion: Completely Installed and Wired Modulating Gas Control System (100% to 33%) with Stainless Steel Burners and Manifold consisting of: Automatic Modulating Gas Valve, Direct Spark Ignition Control, 100% Shut Off, Combination Spark Electrode/Flame Sensor. -Safety: Pressure Switch (vent safety shutoff). -Other: Assembled Boiler with Jacket, Induced Draft Fan, Combination Temperature/ Pressure Gauge, Circulator Pump. Gas Shut Off Valve and Field installed - 30lb. ASME Relief Valve. 									

DXL SERIES
 NATURAL OR PROPANE
 HOT WATER BOILER
 CHIMNEY VENTED
 (ENCLOSED CONTROLS)



Note: For sizes greater than 200 MBH, utilize WPSB Boilers.

General Information (See IOM for complete instructions)

Clearances	Combustible Materials (Required) (1)	
	(1) Required distances measured from boiler.	Top
	Front	Alcove*
	Flue Connector	6" (152 mm)
	Rear	4" (102 mm)
	Right Side	9" (229 mm)
	Other Side	3" (76 mm)

*Definition of Alcove is three sided space with no wall in front of boiler. ANSI standard for alcove is 18 inches from appliance to leading edge of side walls as shown in IOM.

PLEASE NOTE: All installations on a combustible floor require combustible floor base. See page 34 for information*

Connections	Return/Supply Water	Gas In 050/075/100/125/150	Gas In 170/200
All Models	1-1/4" NPT	1/2" NPT	3/4" NPT
Electrical	120 Volts AC, 60 hertz, 1 phase, Less than 12 amps (15 amp circuit recommended)		
Water Content	50 - 2.4 Gallons, 75/100 - 4.0 Gallons, 125/150 - 5.6 Gallons, 170/200 - 7.2 Gallons		

Dimensions

Model	A	B	C	D	E	F
DXL-50	11-1/8"	5-1/2"	4"	30-3/4"	36-3/4"	6"
DXL-75	15"	7-1/2"	5"	30-3/4"	36-3/4"	6"
DXL-100	15"	7-1/2"	6"	30-3/4"	37-1/4"	6-1/2"
DXL-125	18-7/8"	9-1/2"	6"	30-3/4"	37-1/4"	6-1/2"
DXL-150	18-7/8"	9-1/2"	7"	30-3/4"	37-3/4"	7"
DXL-170	22-3/4"	11-1/2"	7"	30-3/4"	38-3/4"	7"
DXL-200	22-3/4"	11-1/2"	8"	30-3/4"	38-3/4"	8"

DXL SERIES CONTINUED								
(NATURAL GAS - LESS SYSTEM PUMP)								
BOILER MODEL	ITEM NUMBER	TRADE PRICE	INPUT (MBH)	HTG. CAP. (MBH)	AHRI NET (MBH)	AFUE RATING %	FLUE DIA.	SHIP WGT.
DXL-50	DXL205003200203	\$2,105	50	42	37	83.5	4"	205
DXL-75	DXL307503200203	\$2,363	75	63	55	83.1	5"	253
DXL-100	DXL310003200203	\$2,473	100	83	72	83.0	6"	253
DXL-125	DXL412503200203	\$2,687	125	104	90	82.0	6"	315
DXL-150	DXL415003200203	\$2,797	150	124	108	83.0	7"	315
DXL-170	DXL517003200203	\$3,298	170	139	121	82.0	7"	377
DXL-200	DXL520003200203	\$3,499	200	165	143	82.0	8"	377
(NATURAL GAS - WITH TACO ECM SYSTEM PUMP)								
BOILER MODEL	ITEM NUMBER	TRADE PRICE	INPUT (MBH)	HTG. CAP. (MBH)	AHRI NET (MBH)	AFUE RATING %	FLUE DIA.	SHIP WGT.
DXL-50	DXL205003240203	\$2,182	50	42	37	83.5	4"	205
DXL-75	DXL307503240203	\$2,441	75	63	55	83.1	5"	253
DXL-100	DXL310003240203	\$2,551	100	83	72	83.0	6"	253
DXL-125	DXL412503240203	\$2,766	125	104	90	82.0	6"	315
DXL-150	DXL415003240203	\$2,876	150	124	108	83.0	7"	315
DXL-170	DXL517003240203	\$3,376	170	139	121	82.0	7"	377
DXL-200	DXL520003240203	\$3,576	200	165	143	82.0	8"	377
(NATURAL GAS - WITH TACO ECM SYSTEM PUMP - HIGH ALTITUDE)								
BOILER MODEL	ITEM NUMBER	TRADE PRICE	INPUT (MBH)	HTG. CAP. (MBH)	AHRI NET (MBH)	AFUE RATING %	FLUE DIA.	SHIP WGT.
DXL-50	DXL205003242203	\$2,182	50	42	37	83.5	4"	205
DXL-75	DXL307503242203	\$2,441	75	63	55	83.1	5"	253
DXL-100	DXL310003242203	\$2,551	100	83	72	83.0	6"	253
DXL-125	DXL412503242203	\$2,766	125	104	90	82.0	6"	315
DXL-150	DXL415003242203	\$2,876	150	124	108	83.0	7"	315
DXL-170	DXL517003242203	\$3,376	170	139	121	82.0	7"	377
DXL-200	DXL520003242203	\$3,576	200	165	143	82.0	8"	377
(NATURAL GAS - WITH GRUNDFOS SYSTEM PUMP)								
BOILER MODEL	ITEM NUMBER	TRADE PRICE	INPUT (MBH)	HTG. CAP. (MBH)	AHRI NET (MBH)	AFUE RATING %	FLUE DIA.	SHIP WGT.
DXL-50	DXL205003220203	\$2,182	50	42	37	83.5	4"	205
DXL-75	DXL307503220203	\$2,441	75	63	55	83.1	5"	253
DXL-100	DXL310003220203	\$2,551	100	83	72	83.0	6"	253
DXL-125	DXL412503220203	\$2,766	125	104	90	82.0	6"	315
DXL-150	DXL415003220203	\$2,876	150	124	108	83.0	7"	315
DXL-170	DXL517003220203	\$3,376	170	139	121	82.0	7"	377
DXL-200	DXL520003220203	\$3,576	200	165	143	82.0	8"	377

DXL SERIES CONTINUED								
(NATURAL GAS, HIGH ALTITUDE WITH GRUNDFOS SYSTEM PUMP)								
BOILER MODEL	ITEM NUMBER	TRADE PRICE	INPUT (MBH)	HTG. CAP. (MBH)	AHRI NET (MBH)	AFUE RATING %	FLUE DIA.	SHIP WGT.
DXL-50	DXL205003222203	\$2,182	50	42	37	83.5	4"	205
DXL-75	DXL307503222203	\$2,441	75	63	55	83.1	5"	253
DXL-100	DXL310003222203	\$2,551	100	83	72	83.0	6"	253
DXL-125	DXL412503222203	\$2,766	125	104	90	82.0	6"	315
DXL-150	DXL415003222203	\$2,876	150	124	108	83.0	7"	315
DXL-170	DXL517003222203	\$3,376	170	139	121	82.0	7"	377
DXL-200	DXL520003222203	\$3,576	200	165	143	82.0	8"	377
(NATURAL GAS - WITH B & G SYSTEM PUMP)								
BOILER MODEL	ITEM NUMBER	TRADE PRICE	INPUT (MBH)	HTG. CAP. (MBH)	AHRI NET (MBH)	AFUE RATING %	FLUE DIA.	SHIP WGT.
DXL-50	DXL205003230203	\$2,182	50	42	37	83.5	4"	205
DXL-75	DXL307503230203	\$2,441	75	63	55	83.1	5"	253
DXL-100	DXL310003230203	\$2,551	100	83	72	83.0	6"	253
DXL-125	DXL412503230203	\$2,766	125	104	90	82.0	6"	315
DXL-150	DXL415003230203	\$2,876	150	124	108	83.0	7"	315
DXL-170	DXL517003230203	\$3,376	170	139	121	82.0	7"	377
DXL-200	DXL520003230203	\$3,576	200	165	143	82.0	8"	377
(LP GAS - LESS SYSTEM PUMP)								
BOILER MODEL	ITEM NUMBER	TRADE PRICE	INPUT (MBH)	HTG. CAP. (MBH)	AHRI NET (MBH)	AFUE RATING %	FLUE DIA.	SHIP WGT.
DXL-50	DXL205013200203	\$2,160	50	42	37	83.5	4"	205
DXL-75	DXL307513200203	\$2,416	75	63	55	83.1	5"	253
DXL-100	DXL310013200203	\$2,527	100	83	72	83.0	6"	253
DXL-125	DXL412513200203	\$2,741	125	104	90	82.0	6"	315
DXL-150	DXL415013200203	\$2,851	150	124	108	83.0	7"	315
DXL-170	DXL517013200203	\$3,352	170	139	121	82.0	7"	377
DXL-200	DXL520013200203	\$3,552	200	165	143	82.0	8"	377
(LP GAS - WITH TACO ECM SYSTEM PUMP)								
BOILER MODEL	ITEM NUMBER	TRADE PRICE	INPUT (MBH)	HTG. CAP. (MBH)	AHRI NET (MBH)	AFUE RATING %	FLUE DIA.	SHIP WGT.
DXL-50	DXL205013240203	\$2,235	50	42	37	83.5	4"	205
DXL-75	DXL307513240203	\$2,495	75	63	55	83.1	5"	253
DXL-100	DXL310013240203	\$2,605	100	83	72	83.0	6"	253
DXL-125	DXL412513240203	\$2,819	125	104	90	82.0	6"	315
DXL-150	DXL415013240203	\$2,929	150	124	108	83.0	7"	315
DXL-170	DXL517013240203	\$3,430	170	139	121	82.0	7"	377
DXL-200	DXL520013240203	\$3,630	200	165	143	82.0	8"	377

DXL SERIES CONTINUED								
(LP GAS - WITH GRUNDFOS SYSTEM PUMP)								
BOILER MODEL	ITEM NUMBER	TRADE PRICE	INPUT (MBH)	HTG. CAP. (MBH)	AHRI NET (MBH)	AFUE RATING %	FLUE DIA.	SHIP WGT.
DXL-50	DXL205013220203	\$2,235	50	42	37	83.5	4"	205
DXL-75	DXL307513220203	\$2,495	75	63	55	83.1	5"	253
DXL-100	DXL310013220203	\$2,605	100	83	72	83.0	6"	253
DXL-125	DXL412513220203	\$2,819	125	104	90	82.0	6"	315
DXL-150	DXL415013220203	\$2,929	150	124	108	83.0	7"	315
DXL-170	DXL517013220203	\$3,430	170	139	121	82.0	7"	377
DXL-200	DXL520013220203	\$3,630	200	165	143	82.0	8"	377
(LP GAS - WITH B & G SYSTEM PUMP)								
BOILER MODEL	ITEM NUMBER	TRADE PRICE	INPUT (MBH)	HTG. CAP. (MBH)	AHRI NET (MBH)	AFUE RATING %	FLUE DIA.	SHIP WGT.
DXL-50	DXL205013230203	\$2,235	50	42	37	83.5	4"	205
DXL-75	DXL307513230203	\$2,495	75	63	55	83.1	5"	253
DXL-100	DXL310013230203	\$2,605	100	83	72	83.0	6"	253
DXL-125	DXL412513230203	\$2,819	125	104	90	82.0	6"	315
DXL-150	DXL415013230203	\$2,929	150	124	108	83.0	7"	315
DXL-170	DXL517013230203	\$3,430	170	139	121	82.0	7"	377
DXL-200	DXL520013230203	\$3,630	200	165	143	82.0	8"	377
(USE PARTS MULTIPLIER FOR ALL OF THE FOLLOWING)						PN	TRADE	
COMBUSTIBLE FLOOR PLATE DXL-50				See note on next page*		325-2-8.01	\$225	
COMBUSTIBLE FLOOR PLATE DXL-75						325-2-8.02	\$234	
COMBUSTIBLE FLOOR PLATE DXL-100						325-2-8.02	\$234	
COMBUSTIBLE FLOOR PLATE DXL-125						325-2-8.03	\$256	
COMBUSTIBLE FLOOR PLATE DXL-150						325-2-8.03	\$256	
COMBUSTIBLE FLOOR PLATE DXL-170						325-2-8.04	\$256	
COMBUSTIBLE FLOOR PLATE DXL-200						325-2-8.04	\$256	
CONVERSION KIT NAT. TO LP DXL-50						550002663	\$87	
CONVERSION KIT NAT. TO LP DXL-75				550002664	\$87			
CONVERSION KIT NAT. TO LP DXL-100				550002663	\$87			
CONVERSION KIT NAT. TO LP DXL-125				550002665	\$87			
CONVERSION KIT NAT. TO LP DXL-150				550002663	\$87			
CONVERSION KIT NAT. TO LP DXL-170				550002665	\$87			
CONVERSION KIT NAT. TO LP DXL-200				550002663	\$87			
CONVERSION KIT LP TO NAT. DXL-50				5611902	\$105			
CONVERSION KIT LP TO NAT. DXL-75				5611903	\$108			
CONVERSION KIT LP TO NAT. DXL-100				5611904	\$108			
CONVERSION KIT LP TO NAT. DXL-125				5611905	\$110			
CONVERSION KIT LP TO NAT. DXL-150				5611906	\$110			
CONVERSION KIT LP TO NAT. DXL-170				5611905	\$110			
CONVERSION KIT LP TO NAT. DXL-200				5611908	\$112			
FILL-TROL #110 FOR WATER BOILERS 150 MBH OR LESS						14624002	\$306	
FILL-TROL #111 FOR WATER BOILERS OVER 150 MBH						14624003	\$412	

DXL - STANDARD EQUIPMENT

STANDARD EQUIPMENT:

- Boiler Control Module: Recessed Fuel Smart Hydrostat Temperature Limit, LWCO and Boiler Reset Control with Circulator Relay and Domestic Hot Water Input Override.
- User Display Interface: Temperature LED display with dial-type settings and diagnostic indicator lights.
- Heat Exchanger: Cast Iron Sections with Cast Iron Push Nipples.
- Combustion: Completely Installed and Wired Gas Control System with Burners and Manifold consisting of Stainless Steel Burners, Automatic Redundant Combination Gas Valve, 24 Volt Intermittent Pilot Control, Continuous Retry 100% Shut-Off, Combination Pilot Burner/Electrode/Sensor.
- Electrical: 24v Transformer
- Safety: Flame Roll-Out Safety Shut-Off and Manual Reset Blocked Vent Safety Shut-Off.
- Other: Boiler Jacket, Integral Draft Diverter, Combination Temperature/Pressure Gauge, Circulator Pump, 3/4" Drain Valve, 30lb. ASME Relief Valve.

***COMBUSTIBLE FLOOR REQUIREMENTS:**

PLEASE NOTE: A central heating boiler shall be installed in accordance with the instructions manual in one (1) of the two (2) following manners. Boilers cannot be installed on carpeting with or without the base or any combustible flooring.

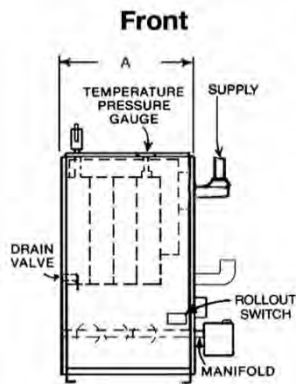
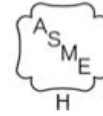
1) For installations on combustible flooring a special base part number 325-2-8.01 (1, 2, 3, 4, 5, 6) MUST be used and available through the distributor.

(or)

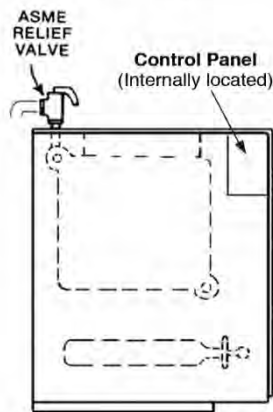
2) NFPA / ANSI Z223.1, 2015 Edition - section 10.3.3 on a fire resistive slab or 4 inch (1000 mm) minimum cinder block, unsealed and joints matched for air circulation or equivalent 2-hour fire rated assembly, covered with sheet metal 0.0195 (0.50 mm) minimum thickness.

For questions on boiler placement or combustible floor requirements please call 1-800-253-7900.

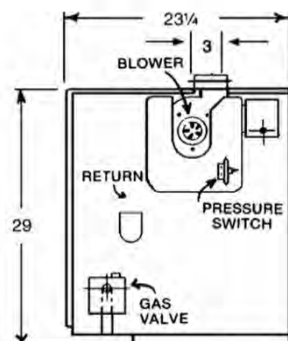
XEB SERIES II
 NATURAL OR PROPANE
 HOT WATER BOILER
 INDUCED DRAFT
 (CHIMNEY/SIDEWALL VENTED)



Left Side



Right Side



General Information (See IOM for complete instructions)

Clearances	Combustible Materials (Required) (1)	
	(1) Required distances measured from boiler.	Top
	Rear	6" (152 mm)
	Right Side	8" (203 mm)
	Opposite Side	6" (152 mm)
	Front (Alcove)*	18" (457 mm)
	Flue Connector	6" (152 mm)

*Definition of Alcove is three sided space with no wall in front of boiler. ANSI standard for alcove is 18 inches from appliance to leading edge of side walls as shown in IOM.

PLEASE NOTE: All installations on a combustible floor require combustible floor base. See page 38 for information*

Connections	Return/Supply Water	Gas In
All Models	1-1/4" NPT	1/2" NPT
Electrical	120 Volts AC, 60 hertz, 1 phase, Less than 12 amps (15 amp circuit recommended)	
Water Content	XEB-2 - 1.75 Gallons, XEB-3 - 3.00 Gallons, XEB-4 - 4.25 Gallons, XEB-5 - 5.50 Gallons, XEB-6 - 6.75 Gallons, XEB-7 - 8.00 Gallons	

Dimensions

Model	A "Width"	B "Height"	C "Depth"
XEB-2	11"	29"	23-1/4"
XEB-3	14-1/4"	29"	23-1/4"
XEB-4	17-1/2"	29"	23-1/4"
XEB-5	20-3/4"	29"	23-1/4"
XEB-6	24"	29"	23-1/4"
XEB-7	27-1/4"	29"	23-1/4"

XEB SERIES II CONTINUED									
(NATURAL GAS - LESS SYSTEM PUMP)									
BOILER MODEL	ITEM NUMBER	TRADE PRICE	INPUT (MBH)	HTG. CAP. (MBH)	AHRI NET (MBH)	AFUE RATING %	CHIMNEY CAT. I Min. Size	SIDE-WALL CAT. III	SHIP WGT.
XEB-2	XEB204203100203	\$2,247	42.5	36	31	84.4	4"	3"	215
XEB-3	XEB307503100203	\$2,543	75.0	63	55	83.4	4"	3"	265
XEB-4	XEB411203100203	\$2,810	112.5	94	82	83.0	4"	3"	322
XEB-5	XEB515003100203	\$3,157	150.0	125	109	82.7	4"	3"	370
XEB-6	XEB618703100203	\$3,707	187.5	155	135	82.3	4"	4"	431
XEB-7	XEB722503100203	\$4,076	225.0	186	162	82.0	4"	4"	480
(NATURAL GAS - WITH TACO ECM SYSTEM PUMP)									
BOILER MODEL	ITEM NUMBER	TRADE PRICE	INPUT (MBH)	HTG. CAP. (MBH)	AHRI NET (MBH)	AFUE RATING %	CHIMNEY CAT. I Min. Size	SIDE-WALL CAT. III	SHIP WGT.
XEB-2	XEB204203140203	\$2,326	42.5	36	31	84.4	4"	3"	215
XEB-3	XEB307503140203	\$2,620	75.0	63	55	83.4	4"	3"	265
XEB-4	XEB411203140203	\$2,888	112.5	94	82	83.0	4"	3"	322
XEB-5	XEB515003140203	\$3,234	150.0	125	109	82.7	4"	3"	370
XEB-6	XEB618703140203	\$3,790	187.5	155	135	82.3	4"	4"	431
XEB-7	XEB722503140203	\$4,153	225.0	186	162	82.0	4"	4"	480
(NATURAL GAS, HIGH ALTITUDE - WITH TACO ECM SYSTEM PUMP)									
BOILER MODEL	ITEM NUMBER	TRADE PRICE	INPUT (MBH)	HTG. CAP. (MBH)	AHRI NET (MBH)	AFUE RATING %	CHIMNEY CAT. I Min. Size	SIDE-WALL CAT. III	SHIP WGT.
XEB-2	XEB204203142203	\$2,326	42.5	36	31	84.4	4"	3"	215
XEB-3	XEB307503142203	\$2,620	75.0	63	55	83.4	4"	3"	265
XEB-4	XEB411203142203	\$2,888	112.5	94	82	83.0	4"	3"	322
XEB-5	XEB515003142203	\$3,234	150.0	125	109	82.7	4"	3"	370
XEB-6	XEB618703142203	\$3,790	187.5	155	135	82.3	4"	4"	431
XEB-7	XEB722503142203	\$4,153	225.0	186	162	82.0	4"	4"	480
(NATURAL GAS - WITH GRUNDFOS SYSTEM PUMP)									
BOILER MODEL	ITEM NUMBER	TRADE PRICE	INPUT (MBH)	HTG. CAP. (MBH)	AHRI NET (MBH)	AFUE RATING %	CHIMNEY CAT. I Min. Size	SIDE-WALL CAT. III	SHIP WGT.
XEB-2	XEB204203120203	\$2,326	42.5	36	31	84.4	4"	3"	215
XEB-3	XEB307503120203	\$2,620	75.0	63	55	83.4	4"	3"	265
XEB-4	XEB411203120203	\$2,888	112.5	94	82	83.0	4"	3"	322
XEB-5	XEB515003120203	\$3,234	150.0	125	109	82.7	4"	3"	370
XEB-6	XEB618703120203	\$3,790	187.5	155	135	82.3	4"	4"	431
XEB-7	XEB722503120203	\$4,153	225.0	186	162	82.0	4"	4"	480
(NATURAL GAS, HIGH ALTITUDE - WITH GRUNDFOS SYSTEM PUMP)									
BOILER MODEL	ITEM NUMBER	TRADE PRICE	INPUT (MBH)	HTG. CAP. (MBH)	AHRI NET (MBH)	AFUE RATING %	CHIMNEY CAT. I Min. Size	SIDE-WALL CAT. III	SHIP WGT.
XEB-2	XEB204203122203	\$2,326	42.5	36	31	84.4	4"	3"	215
XEB-3	XEB307503122203	\$2,620	75.0	63	55	83.4	4"	3"	265
XEB-4	XEB411203122203	\$2,888	112.5	94	82	83.0	4"	3"	322
XEB-5	XEB515003122203	\$3,234	150.0	125	109	82.7	4"	3"	370
XEB-6	XEB618703122203	\$3,790	187.5	155	135	82.3	4"	4"	431
XEB-7	XEB722503122203	\$4,153	225.0	186	162	82.0	4"	4"	480

XEB SERIES II CONTINUED									
(NATURAL GAS - WITH B & G SYSTEM PUMP)									
BOILER MODEL	ITEM NUMBER	TRADE PRICE	INPUT (MBH)	HTG. CAP. (MBH)	AHRI NET (MBH)	AFUE RATING %	CHIMNEY CAT. I Min. Size	SIDE-WALL CAT. III	SHIP WGT.
XEB-2	XEB204203130203	\$2,326	42.5	36	31	84.4	4"	3"	215
XEB-3	XEB307503130203	\$2,620	75.0	63	55	83.4	4"	3"	265
XEB-4	XEB411203130203	\$2,888	112.5	94	82	83.0	4"	3"	322
XEB-5	XEB515003130203	\$3,234	150.0	125	109	82.7	4"	3"	370
XEB-6	XEB618703130203	\$3,790	187.5	155	135	82.3	4"	4"	431
XEB-7	XEB722503130203	\$4,153	225.0	186	162	82.0	4"	4"	480
(LP GAS - LESS SYSTEM PUMP)									
BOILER MODEL	ITEM NUMBER	TRADE PRICE	INPUT (MBH)	HTG. CAP. (MBH)	AHRI NET (MBH)	AFUE RATING %	CHIMNEY CAT. I Min. Size	SIDE-WALL CAT. III	SHIP WGT.
XEB-2	XEB204213100203	\$2,300	42.5	36	31	84.4	4"	3"	215
XEB-3	XEB307513100203	\$2,597	75.0	63	55	83.4	4"	3"	265
XEB-4	XEB411213100203	\$2,863	112.5	94	82	83.0	4"	3"	322
XEB-5	XEB515013100203	\$3,211	150.0	125	109	82.7	4"	3"	370
XEB-6	XEB618713100203	\$3,761	187.5	155	135	82.3	4"	4"	431
XEB-7	XEB722513100203	\$4,129	225.0	186	162	82.0	4"	4"	480
(LP GAS - WITH TACO ECM SYSTEM PUMP)									
BOILER MODEL	ITEM NUMBER	TRADE PRICE	INPUT (MBH)	HTG. CAP. (MBH)	AHRI NET (MBH)	AFUE RATING %	CHIMNEY CAT. I Min. Size	SIDE-WALL CAT. III	SHIP WGT.
XEB-2	XEB204213140203	\$2,379	42.5	36	31	84.4	4"	3"	215
XEB-3	XEB307513140203	\$2,674	75.0	63	55	83.4	4"	3"	265
XEB-4	XEB411213140203	\$2,942	112.5	94	82	83.0	4"	3"	322
XEB-5	XEB515013140203	\$3,288	150.0	125	109	82.7	4"	3"	370
XEB-6	XEB618713140203	\$3,844	187.5	155	135	82.3	4"	4"	431
XEB-7	XEB722513140203	\$4,207	225.0	186	162	82.0	4"	4"	480
(LP GAS - WITH GRUNDFOS SYSTEM PUMP)									
BOILER MODEL	ITEM NUMBER	TRADE PRICE	INPUT (MBH)	HTG. CAP. (MBH)	AHRI NET (MBH)	AFUE RATING %	CHIMNEY CAT. I Min. Size	SIDE-WALL CAT. III	SHIP WGT.
XEB-2	XEB204213120203	\$2,379	42.5	36	31	84.4	4"	3"	215
XEB-3	XEB307513120203	\$2,674	75.0	63	55	83.4	4"	3"	265
XEB-4	XEB411213120203	\$2,942	112.5	94	82	83.0	4"	3"	322
XEB-5	XEB515013120203	\$3,288	150.0	125	109	82.7	4"	3"	370
XEB-6	XEB618713120203	\$3,844	187.5	155	135	82.3	4"	4"	431
XEB-7	XEB722513120203	\$4,207	225.0	186	162	82.0	4"	4"	480
(LP GAS - WITH B & G SYSTEM PUMP)									
BOILER MODEL	ITEM NUMBER	TRADE PRICE	INPUT (MBH)	HTG. CAP. (MBH)	AHRI NET (MBH)	AFUE RATING %	CHIMNEY CAT. I Min. Size	SIDE-WALL CAT. III	SHIP WGT.
XEB-2	XEB204213130203	\$2,379	42.5	36	31	84.4	4"	3"	215
XEB-3	XEB307513130203	\$2,674	75.0	63	55	83.4	4"	3"	265
XEB-4	XEB411213130203	\$2,942	112.5	94	82	83.0	4"	3"	322
XEB-5	XEB515013130203	\$3,288	150.0	125	109	82.7	4"	3"	370
XEB-6	XEB618713130203	\$3,844	187.5	155	135	82.3	4"	4"	431
XEB-7	XEB722513130203	\$4,207	225.0	186	162	82.0	4"	4"	480

(USE PARTS MULTIPLIER FOR ALL OF THE FOLLOWING)	PN	TRADE
XEB NATURAL GAS TO LP CONVERSION KIT (ALL SIZES)	550002722	\$87
XEB LP GAS TO NATURAL GAS CONVERSION KIT (ALL SIZES)	43300660	\$95
COMBUSTIBLE FLOOR PLATE FOR ALL CAPACITIES	See note below*	
4" THIMBLE (SIMPSON #915295)	14629014	\$42
TJERNLUND VH-1-3" SIDE WALL VENT HOOD (XEB-2 TO XEB-5)	14629010	\$241
TJERNLUND VH-1-3" SIDE WALL VENT HOOD (XEB-6 TO XEB-7)	14629011	\$287
FILL-TROL #110 FOR WATER BOILERS 150 MBH OR LESS	14624002	\$306
FILL-TROL #111 FOR WATER BOILERS OVER 150 MBH	14624003	\$412

XEB (Series II) - STANDARD EQUIPMENT

STANDARD EQUIPMENT:

- Boiler Control Module: Recessed Honeywell Control (High Limit/Electronic Ignition Control).
- User Display Interface: Digital Temperature Display.
- Heat Exchanger: Cast Iron Sections with Cast Iron Push Nipples.
- Combustion: Completely Installed and Wired Gas Control System with Titanium Composite Burners and Manifold consisting of: Automatic Redundant Combination Gas Valve, 24 Volt Intermittent Pilot Control, Continuous Retry 100% Shut Off, Combination Pilot Burner/Electrode/Flame Sensor.
- Electrical: 24 Volt Transformer, Service Switch.
- Safety: Flame Roll-Out Safety Shut-Off (Fuse Link) and Pressure Switch (vent safety shutoff) with Spare Fuse Link included.
- Other: Assembled Boiler with Insulated Jacket, Induced Draft Fan, Combination Temperature/Pressure

***COMBUSTIBLE FLOOR REQUIREMENTS:**


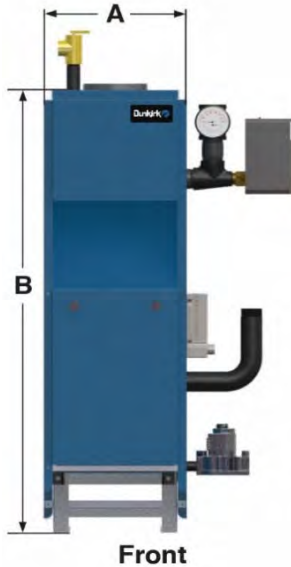
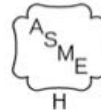
PLEASE NOTE: A central heating boiler shall be installed in accordance with the instructions manual in the following manner. Boilers cannot be installed on carpeting with or without the base or any combustible flooring.

A) For installations on combustible flooring a special base MUST be used per the manufacturer and NFPA 54 / ANSI Z223.1, 2015 Edition, section 10.3.3.

Equipment must be installed on a fire-resistive slab or 4 inch (1000 mm) minimum cinder block, unsealed and joints matched for air circulation or equivalent 2-hour fire rated assembly, covered with sheet metal 0.0195 (0.50 mm) minimum thickness.

For questions on boiler placement or combustible floor requirements please call 1-800-253-7900.

WPSB SERIES II
 NATURAL OR PROPANE
 HOT WATER BOILER
 (INTEGRAL DRAFT DIVERTER)



General Information (See IOM for complete instructions)

Clearances	Combustible Materials (Required) (1)	
	(1) Required distances measured from boiler.	Top
	Rear	6" (152 mm)
	Control Side	7" (178 mm)
	Opposite Side	6" (152 mm)
	Front(Alcove)*	18" (457 mm)
	Flue Connector	6" (152 mm)

*Definition of Alcove is three sided space with no wall in front of boiler. ANSI standard for alcove is 18 inches from appliance to leading edge of side walls as shown in IOM.

PLEASE NOTE: All installations on a combustible floor require combustible floor base. See page 42 for information*

Connections	Return/Supply Water	Gas In
All Models	1-1/4" NPT	1/2" NPT
Electrical	120 Volts AC, 60 hertz, 1 phase, Less than 12 amps (15 amp circuit recommended)	
Water Content	WPSB-3 - 6.3 Gallons, WPSB-4 - 8.1 Gallons, WPSB-5 - 9.9 Gallons, WPSB-6 - 11.7 Gallons, WPSB-7 - 13.5 Gallons, WPSB-8 - 15.3 Gallons, WPSB-9 - 17.2	

Dimensions (Note: Add 5 1/2" to height for Vent Damper).

Model	A "Width"	B "Height"	C "Depth"
WPSB-3	11-1/4"	36-3/8"	26-1/2"
WPSB-4	14-1/2"	36-3/8"	26-1/2"
WPSB-5	17-3/4"	36-3/8"	26-1/2"
WPSB-6	21"	36-3/8"	26-1/2"
WPSB-7	24-1/4"	36-3/8"	26-1/2"
WPSB-8	27-1/2"	36-3/8"	26-1/2"
WPSB-9	30-3/4"	36-3/8"	26-1/2"

WPSB SERIES II CONTINUED								
(NATURAL GAS - LESS SYSTEM PUMP)								
BOILER MODEL	ITEM NUMBER	TRADE PRICE	INPUT (MBH)	HTG. CAP. (MBH)	AHRI NET (MBH)	AFUE RATING %	FLUE DIA.	SHIP WGT.
WPSB-3D	WPS307503200203	\$2,550	75	63	55	84.0	5"	315
WPSB-4D	WPS411203200203	\$2,829	112.5	94	82	84.0	6"	377
WPSB-5D	WPS515003200203	\$3,122	150	126	110	84.1	6"	453
WPSB-6D	WPS618703200203	\$3,504	187.5	157	137	84.1	7"	534
WPSB-7D	WPS722503200203	\$3,834	225	188	163	84.0	7"	601
WPSB-8D	WPS826203200203	\$4,133	262.5	220	191	83.9	7"	665
WPSB-9D	WPS929903200203	\$4,776	299	251	218	83.7	7"	750
(NATURAL GAS - WITH TACO ECM SYSTEM PUMP)								
BOILER MODEL	ITEM NUMBER	TRADE PRICE	INPUT (MBH)	HTG. CAP. (MBH)	AHRI NET (MBH)	AFUE RATING %	FLUE DIA.	SHIP WGT.
WPSB-3D	WPS307503240203	\$2,628	75	63	55	84.0	5"	315
WPSB-4D	WPS411203240203	\$2,907	112.5	94	82	84.0	6"	377
WPSB-5D	WPS515003240203	\$3,199	150	126	110	84.1	6"	453
WPSB-6D	WPS618703240203	\$3,582	187.5	157	137	84.1	7"	534
WPSB-7D	WPS722503240203	\$3,912	225	188	163	84.0	7"	601
WPSB-8D	WPS826203240203	\$4,211	262.5	220	191	83.9	7"	665
WPSB-9D	WPS929903240203	\$4,854	299	251	218	83.7	7"	750
(NATURAL GAS - WITH TACO ECM SYSTEM PUMP - HIGH ALTITUDE)								
BOILER MODEL	ITEM NUMBER	TRADE PRICE	INPUT (MBH)	HTG. CAP. (MBH)	AHRI NET (MBH)	AFUE RATING %	FLUE DIA.	SHIP WGT.
WPSB-3D	WPS307503242203	\$2,628	75	63	55	84.0	5"	315
WPSB-4D	WPS411203242203	\$2,907	112.5	94	82	84.0	6"	377
WPSB-5D	WPS515003242203	\$3,199	150	126	110	84.1	6"	453
WPSB-6D	WPS618703242203	\$3,582	187.5	157	137	84.1	7"	534
WPSB-7D	WPS722503242203	\$3,912	225	188	163	84.0	7"	601
WPSB-8D	WPS826203242203	\$4,211	262.5	220	191	83.9	7"	665
WPSB-9D	WPS929903242203	\$4,854	299	251	218	83.7	7"	750
(NATURAL GAS - WITH GRUNDFOS SYSTEM PUMP)								
BOILER MODEL	ITEM NUMBER	TRADE PRICE	INPUT (MBH)	HTG. CAP. (MBH)	AHRI NET (MBH)	AFUE RATING %	FLUE DIA.	SHIP WGT.
WPSB-3D	WPS307503220203	\$2,628	75	63	55	84.0	5"	315
WPSB-4D	WPS411203220203	\$2,907	112.5	94	82	84.0	6"	377
WPSB-5D	WPS515003220203	\$3,199	150	126	110	84.1	6"	453
WPSB-6D	WPS618703220203	\$3,582	187.5	157	137	84.1	7"	534
WPSB-7D	WPS722503220203	\$3,912	225	188	163	84.0	7"	601
WPSB-8D	WPS826203220203	\$4,211	262.5	220	191	83.9	7"	665
WPSB-9D	WPS929903220203	\$4,854	299	251	218	83.7	7"	750

(NATURAL GAS - WITH B & G SYSTEM PUMP)								
BOILER MODEL	ITEM NUMBER	TRADE PRICE	INPUT (MBH)	HTG. CAP. (MBH)	AHRI NET (MBH)	AFUE RATING %	FLUE DIA.	SHIP WGT.
WPSB-3D	WPS307503230203	\$2,628	75	63	55	84.0	5"	315
WPSB-4D	WPS411203230203	\$2,907	112.5	94	82	84.0	6"	377
WPSB-5D	WPS515003230203	\$3,199	150	126	110	84.1	6"	453
WPSB-6D	WPS618703230203	\$3,582	187.5	157	137	84.1	7"	534
WPSB-7D	WPS722503230203	\$3,912	225	188	163	84.0	7"	601
WPSB-8D	WPS826203230203	\$4,211	262.5	220	191	83.9	7"	665
WPSB-9D	WPS929903230203	\$4,854	299	251	218	83.7	7"	750
(LP GAS - LESS SYSTEM PUMP)								
BOILER MODEL	ITEM NUMBER	TRADE PRICE	INPUT (MBH)	HTG. CAP. (MBH)	AHRI NET (MBH)	AFUE RATING %	FLUE DIA.	SHIP WGT.
WPSB-3D	WPS307513200203	\$2,604	70	59	51	84.0	5"	315
WPSB-4D	WPS411213200203	\$2,883	105	88	77	84.0	6"	377
WPSB-5D	WPS515013200203	\$3,175	140	118	103	84.1	6"	453
WPSB-6D	WPS618713200203	\$3,558	175	147	128	84.1	7"	534
WPSB-7D	WPS722513200203	\$3,887	210	176	153	84.0	7"	601
WPSB-8D	WPS826213200203	\$4,187	245	206	179	83.9	7"	665
WPSB-9D	WPS929913200203	\$4,830	280	235	204	83.7	7"	750
(LP GAS - WITH TACO ECM SYSTEM PUMP)								
BOILER MODEL	ITEM NUMBER	TRADE PRICE	INPUT (MBH)	HTG. CAP. (MBH)	AHRI NET (MBH)	AFUE RATING %	FLUE DIA.	SHIP WGT.
WPSB-3DP	WPS307513240203	\$2,681	70	59	51	84.0	5"	315
WPSB-4DP	WPS411213240203	\$2,960	105	88	77	84.0	6"	377
WPSB-5DP	WPS515013240203	\$3,253	140	118	103	84.1	6"	453
WPSB-6DP	WPS618713240203	\$3,636	175	147	128	84.1	7"	534
WPSB-7DP	WPS722513240203	\$3,966	210	176	153	84.0	7"	601
WPSB-8DP	WPS826213240203	\$4,264	245	206	179	83.9	7"	665
WPSB-9DP	WPS929913240203	\$4,908	280	235	204	83.7	7"	750
(LP GAS - WITH GRUNDFOS SYSTEM PUMP)								
BOILER MODEL	ITEM NUMBER	TRADE PRICE	INPUT (MBH)	HTG. CAP. (MBH)	AHRI NET (MBH)	AFUE RATING %	FLUE DIA.	SHIP WGT.
WPSB-3D	WPS307513220203	\$2,681	70	59	51	84.0	5"	315
WPSB-4D	WPS411213220203	\$2,960	105	88	77	84.0	6"	377
WPSB-5D	WPS515013220203	\$3,253	140	118	103	84.1	6"	453
WPSB-6D	WPS618713220203	\$3,636	175	147	128	84.1	7"	534
WPSB-7D	WPS722513220203	\$3,966	210	176	153	84.0	7"	601
WPSB-8D	WPS826213220203	\$4,264	245	206	179	83.9	7"	665
WPSB-9D	WPS929913220203	\$4,908	280	235	204	83.7	7"	750

WPSB SERIES II SERIES CONTINUED								
(LP GAS - WITH B & G SYSTEM PUMP)								
BOILER MODEL	ITEM NUMBER	TRADE PRICE	INPUT (MBH)	HTG. CAP. (MBH)	AHRI NET (MBH)	AFUE RATING %	FLUE DIA.	SHIP WGT.
WPSB-3D	WPS307513230203	\$2,681	70	59	51	84.0	5"	315
WPSB-4D	WPS411213230203	\$2,960	105	88	77	84.0	6"	377
WPSB-5D	WPS515013230203	\$3,253	140	118	103	84.1	6"	453
WPSB-6D	WPS618713230203	\$3,636	175	147	128	84.1	7"	534
WPSB-7D	WPS722513230203	\$3,966	210	176	153	84.0	7"	601
WPSB-8D	WPS826213230203	\$4,264	245	206	179	83.9	7"	665
WPSB-9D	WPS929913230203	\$4,908	280	235	204	83.7	7"	750
(USE PARTS MULTIPLIER FOR ALL OF THE FOLLOWING)						PN	TRADE	
3 SECTION NATURAL GAS TO LP GAS CONVERSION KIT						43300723	\$51	
4 SECTION NATURAL GAS TO LP GAS CONVERSION KIT						43300724	\$51	
5 SECTION NATURAL GAS TO LP GAS CONVERSION KIT						43300725	\$51	
6 SECTION NATURAL GAS TO LP GAS CONVERSION KIT						43300726	\$61	
7 SECTION NATURAL GAS TO LP GAS CONVERSION KIT						43300727	\$61	
8 SECTION NATURAL GAS TO LP GAS CONVERSION KIT						43300728	\$61	
9 SECTION NATURAL GAS TO LP GAS CONVERSION KIT						43300729	\$61	
4 SECTION LP GAS TO NATURAL GAS CONVERSION KIT						43300632	\$137	
5 SECTION LP GAS TO NATURAL GAS CONVERSION KIT						43300633	\$137	
6 SECTION LP GAS TO NATURAL GAS CONVERSION KIT						43300634	\$137	
7 SECTION LP GAS TO NATURAL GAS CONVERSION KIT						43300635	\$137	
8 SECTION LP GAS TO NATURAL GAS CONVERSION KIT						43300636	\$137	
9 SECTION LP GAS TO NATURAL GAS CONVERSION KIT						43300637	\$164	
COMBUSTIBLE FLOOR PLATE FOR ALL CAPACITIES						See note below*		
FILL-TROL #110 FOR WATER BOILERS 150 MBH OR LESS						14624002	\$306	
FILL-TROL #111 FOR WATER BOILERS OVER 150 MBH						14624003	\$412	

WPSB SERIES II - STANDARD EQUIPMENT

STANDARD EQUIPMENT:

- Boiler Control Module: Fuel Smart Hydrostat Temperature Limit, LWCO and Boiler Reset Control with Circulator Relay and Domestic Hot Water Input Override.
- User Display Interface: Temperature LED Display with dial-type settings and diagnostic indicator lights
- Heat Exchanger: Cast Iron Sections with Cast Iron Push Nipples.
- Combustion: Completely Installed and Wired Gas Control System consisting of: Titanium Composite Burners, Gas Manifold with Orifices, Automatic Redundant Combination Gas Valve, 24 Volt with Pilot Filter and Regulator Intermittent Pilot Control, Continuous Retry 100% Shut Off, Combination Pilot Burner/Electrode/Flame Sensor.
- Safety: Flame Roll-Out Safety Shut-Off (Fuse Link) and Blocked Vent Safety Shut-Off Manual Reset Disc Thermostat (Spill Switch) with Spare Fuse Link included.
- Other: Assembled Boiler with Insulated Jacket, Integral Draft Diverter, Vent Damper, Combination Temperature/Pressure Gauge, Circulator Pump Wired with 5' Harness for Supply or Return Field Mounting, 3/4" Drain Valve, 30lb. ASME Relief Valve.

***COMBUSTIBLE FLOOR REQUIREMENTS:**

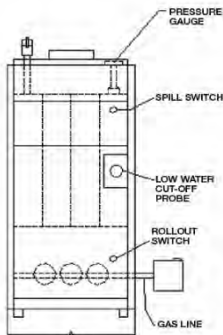
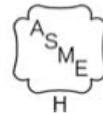
PLEASE NOTE: A central heating boiler shall be installed in accordance with the instructions manual in the following manner. Boilers cannot be installed on carpeting with or without the base or any combustible flooring.

A) For installations on combustible flooring a special base MUST be used per the manufacturer and NFPA 54 / ANSI Z223.1, 2015 Edition, section 10.3.3.

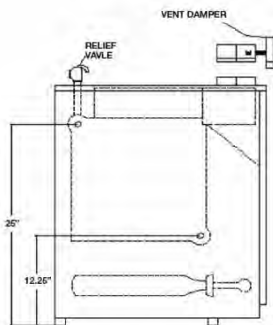
Equipment must be installed on a fire-resistive slab or 4 inch (1000 mm) minimum cinder block, unsealed and joints matched for air circulation or equivalent 2-hour fire rated assembly, covered with sheet metal 0.0195 (0.50 mm) minimum thickness.

PSB SERIES
 NATURAL OR PROPANE
 STEAM BOILER

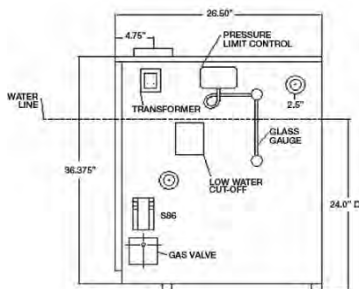
15 psi
 MAWP



Front



Left Side



Right Side



General Information (See IOM for complete instructions)

Clearances	Combustible Materials (Required) (1)	
	(1) Required distances measured from boiler.	Top
	Rear	6" (152 mm)
	Control Side	7" (178 mm)
	Opposite Side	6" (152 mm)
	Front	*Alcove
	Flue Connector	6" (152 mm)

*Definition of Alcove is three sided space with no wall in front of boiler. ANSI standard for alcove is 18 inches from appliance to leading edge of side walls as shown in IOM.

PLEASE NOTE: All installations on a combustible floor require combustible floor base. See page 45 for information*

Connections	Supply	Return
		Two 2-1/2"
Gas In	075/112/150	187/225/262/299
	1/2" NPT	3/4" NPT
Electrical	120 Volts AC, 60 hertz, 1 phase, Less than 12 amps (15 amp circuit recommended)	

Dimensions

Model	A "Width"
PSB-3D	11-1/4"
PSB-4D	14-1/2"
PSB-5D	17-3/4"
PSB-6D	21"
PSB-7D	24-1/4"
PSB-8D	27-1/2"
PSB-9D	30-3/4"

PSB SERIES CONTINUED									
(NATURAL GAS)									
BOILER MODEL	ITEM NUMBER	TRADE PRICE	INPUT (MBH)	HTG. CAP. (MBH)	AHRI NET (MBH)	AHRI NET SQ. FT. STEAM	AFUE RATING %	FLUE DIA.	SHIP WGT.
PSB-3D	353001000	\$2,917	75	62	47	196	82.7	5"	297
PSB-4D	354001000	\$3,186	112	91	68	283	82.0	6"	368
PSB-5D	355001000	\$3,591	150	122	92	383	82.0	6"	440
PSB-6D	356001000	\$4,090	187	153	115	479	82.0	7"	512
PSB-7D	357001000	\$4,510	225	183	137	571	82.0	7"	584
PSB-8D	358001000	\$4,987	262	214	161	671	82.0	7"	659
PSB-9D	359001000	\$5,253	299	245	184	767	82.0	7"	736
(LP GAS)									
BOILER MODEL	ITEM NUMBER	TRADE PRICE	INPUT (MBH)	HTG. CAP. (MBH)	AHRI NET (MBH)	AHRI NET SQ. FT. STEAM	AFUE RATING %	FLUE DIA.	SHIP WGT.
PSB-3D	353004000	\$2,971	70.0	58	44	183	82.7	5"	297
PSB-4D	354004000	\$3,239	105.0	85	64	267	80.4	6"	368
PSB-5D	355004000	\$3,644	140.0	114	86	358	80.6	6"	440
PSB-6D	356004000	\$4,144	175.0	143	107	446	80.9	7"	512
PSB-7D	357004000	\$4,564	210.0	171	128	533	81.1	7"	584
PSB-8D	358004000	\$5,043	245.0	200	150	625	81.3	7"	659
PSB-9D	359004000	\$5,307	280.0	229	172	717	81.5	7"	736
(USE PARTS MULTIPLIER FOR ALL OF THE FOLLOWING)						PN	TRADE		
3 SECTION NATURAL GAS TO LP GAS CONVERSION KIT						43300723	\$51		
4 SECTION NATURAL GAS TO LP GAS CONVERSION KIT						43300724	\$51		
5 SECTION NATURAL GAS TO LP GAS CONVERSION KIT						43300725	\$51		
6 SECTION NATURAL GAS TO LP GAS CONVERSION KIT						43300726	\$61		
7 SECTION NATURAL GAS TO LP GAS CONVERSION KIT						43300727	\$61		
8 SECTION NATURAL GAS TO LP GAS CONVERSION KIT						43300728	\$61		
9 SECTION NATURAL GAS TO LP GAS CONVERSION KIT						43300729	\$61		
4 SECTION LP GAS TO NATURAL GAS CONVERSION KIT						43300632	\$137		
5 SECTION LP GAS TO NATURAL GAS CONVERSION KIT						43300633	\$137		
6 SECTION LP GAS TO NATURAL GAS CONVERSION KIT						43300634	\$137		
7 SECTION LP GAS TO NATURAL GAS CONVERSION KIT						43300635	\$137		
8 SECTION LP GAS TO NATURAL GAS CONVERSION KIT						43300636	\$137		
9 SECTION LP GAS TO NATURAL GAS CONVERSION KIT						43300637	\$164		
MCDONNELL & MILLER WF-2U-24 ELECTRONIC WATER FEEDER						1630001	\$488		
COMBUSTIBLE FLOOR PLATE FOR ALL CAPACITIES						See note on next page*			
PSB SERIES - STANDARD EQUIPMENT									
<u>STANDARD EQUIPMENT:</u>									
- Boiler Control Module: Electronic Low Water Cut-Off with 3/4" Probe, Pressure Limit Control, Steam Pressure Gauge and Glass Water Level Gauge.									
- Heat Exchanger: Cast Iron Sections with Cast Iron Push Nipples.									
- Combustion: Completely installed and wired gas control system consisting of: Titanium Composite Burners, Gas Manifold with Orifices, Automatic Redundant Combination Gas Valve, 24 Volt, with Pilot Filter and Regulator, Intermittent Pilot Control, Continuous Retry 100% Shut-Off; Combination Pilot Burner/Electrode/Flame Sensor and Integral Draft Diverter.									
- Electrical: 24 Volt Transformer.									
- Safety: Flame Roll-Out Safety Shut-Off Fuse Link (Roll-Out Switch) and Blocked Vent Safety Shut-Off Manual Reset Disc Thermostat (Spill Switch) with Spare Fuse Link included.									
- Other: Assembled Boiler with Insulated Jacket, 3/4" Boiler Drain Valve, 15 psi ASME Pop Safety Valve, (2) 2 1/2" Supply Tappings and (2) 2 1/2" Return Tappings (2) 2 1/2" Square Head Pipe Plugs - to plug unused supply and return tappings.									

***COMBUSTIBLE FLOOR REQUIREMENTS:**

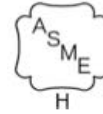
PLEASE NOTE: A central heating boiler shall be installed in accordance with the instructions manual in the following manner. Boilers cannot be installed on carpeting with or without the base or any combustible flooring.

A) For installations on combustible flooring a special base MUST be used per the manufacturer and NFPA 54 / ANSI Z223.1, 2015 Edition, section 10.3.3.

Equipment must be installed on a fire-resistive slab or 4 inch (1000 mm) minimum cinder block, unsealed and joints matched for air circulation or equivalent 2-hour fire rated assembly, covered with sheet metal 0.0195 (0.50 mm) minimum thickness.

For questions on boiler placement or combustible floor requirements please call 1-800-253-7900.

D249 SERIES
 GAS FIRED
 COMMERCIAL STEAM BOILER



PLEASE NOTE: All installations on a combustible floor require combustible floor base. See page 49 for information*

**D249 SERIES STEAM
 (STANDARD MODEL)**

BOILER MODEL	ITEM NUMBER	TRADE PRICE	INPUT BTU (MBH)	THERM. EFF.	OUT-PUT BTU (MBH)	NET AHRI RATINGS			NO. OF SEC.	SHIP WGT.
						STEAM PPF	STEAM SQ. FT.	STEAM BTU (MBH)		
D249300S	CBA030003101103	\$8,599	300	77%	233	1.33	729	175	4	1000
D249400S	CBA040003101103	\$9,676	400	77%	310	1.33	971	233	5	1200
D249500S	CBA050003101103	\$10,755	500	77%	388	1.33	1213	291	6	1400
D249600S	CBA060003101103	\$13,984	600	77%	465	1.33	1454	349	7	1600
D249700S	CBA070003101103	\$15,065	700	77%	543	1.33	1696	407	8	1800
D249800S	CBA080003101103	\$16,185	800	77%	620	1.33	1938	465	9	2000
D249900S	CBA090003101103	\$17,374	900	77%	698	1.33	2183	524	10	2200
D2491000S	CBA100003101103	\$18,443	1000	77%	775	1.33	2421	581	11	2400
D2491100S	CBA110003101103	\$21,725	1100	77%	853	1.33	2667	640	12	2600
D2491200S	CBA120003101103	\$22,839	1200	77%	930	1.33	2908	698	13	2900
D2491300S	CBA130003101103	\$24,545	1300	77%	1008	1.33	3150	756	14	3100
D2491400S	CBA140003101103	\$25,625	1400	77%	1085	1.33	3392	814	15	3300
D2491500S	CBA150003101103	\$26,729	1500	77%	1163	1.33	3633	872	16	3500

(CSD-1 GRAVITY RETURN SYSTEM)

BOILER MODEL	ITEM NUMBER	TRADE PRICE	INPUT BTU (MBH)	THERM. EFF.	OUT-PUT BTU (MBH)	NET AHRI RATINGS			NO. OF SEC.	SHIP WGT.
						STEAM PPF	STEAM SQ. FT.	STEAM BTU (MBH)		
D249300S	CBA030003103103	\$9,600	300	77%	233	1.33	729	175	4	1000
D249400S	CBA040003103103	\$10,677	400	77%	310	1.33	971	233	5	1200
D249500S	CBA050003103103	\$11,755	500	77%	388	1.33	1213	291	6	1400
D249600S	CBA060003103103	\$16,120	600	77%	465	1.33	1454	349	7	1600
D249700S	CBA070003103103	\$17,220	700	77%	543	1.33	1696	407	8	1800
D249800S	CBA080003103103	\$18,300	800	77%	620	1.33	1938	465	9	2000
D249900S	CBA090003103103	\$19,523	900	77%	698	1.33	2183	524	10	2200
D2491000S	CBA100003103103	\$20,597	1000	77%	775	1.33	2421	581	11	2400
D2491100S	CBA110003103103	\$24,344	1100	77%	853	1.33	2667	640	12	2600
D2491200S	CBA120003103103	\$25,437	1200	77%	930	1.33	2908	698	13	2900
D2491300S	CBA130003103103	\$27,139	1300	77%	1008	1.33	3150	756	14	3100
D2491400S	CBA140003103103	\$28,223	1400	77%	1085	1.33	3392	814	15	3300
D2491500S	CBA150003103103	\$29,289	1500	77%	1163	1.33	3633	872	16	3500

(CSD-1 BOILER FEED PUMP RETURN CONTROL)										
BOILER MODEL	ITEM NUMBER	TRADE PRICE	INPUT BTU (MBH)	THERM. EFF.	OUT-PUT (MBH)	NET AHRI RATINGS			NO. OF SEC.	SHIP WGT.
						STEAM PPF	STEAM SQ. FT.	STEAM BTU (MBH)		
D249300S	CBA030003104103	\$10,629	300	77%	233	1.33	729	175	4	1000
D249400S	CBA040003104103	\$11,705	400	77%	310	1.33	971	233	5	1200
D249500S	CBA050003104103	\$12,783	500	77%	388	1.33	1213	291	6	1400
D249600S	CBA060003104103	\$17,147	600	77%	465	1.33	1454	349	7	1600
D249700S	CBA070003104103	\$18,247	700	77%	543	1.33	1696	407	8	1800
D249800S	CBA080003104103	\$19,334	800	77%	620	1.33	1938	465	9	2000
D249900S	CBA090003104103	\$20,551	900	77%	698	1.33	2183	524	10	2200
D2491000S	CBA100003104103	\$21,626	1000	77%	775	1.33	2421	581	11	2400
D2491100S	CBA110003104103	\$25,372	1100	77%	853	1.33	2667	640	12	2600
D2491200S	CBA120003104103	\$26,465	1200	77%	930	1.33	2908	698	13	2900
D2491300S	CBA130003104103	\$28,168	1300	77%	1008	1.33	3150	756	14	3100
D2491400S	CBA140003104103	\$29,251	1400	77%	1085	1.33	3392	814	15	3300
D2491500S	CBA150003104103	\$30,317	1500	77%	1163	1.33	3633	872	16	3500

FOR ORDERING KNOCK DOWN OR ALA CARTE

D249-COMPONENTS & OPTIONAL EQUIP.

	PN	TRADE
CAST IRON SECTIONS - RIGHT END (179 LBS.)	41154050D	\$967
CAST IRON SECTIONS - LEFT END (182 LBS.)	41154051D	\$967
CAST IRON SECTIONS - INTERMEDIATE (165 LBS.)	41154052D	\$843
COMPONENT CARTON - 300	550002861D	\$2,572
COMPONENT CARTON - 400	550002862D	\$2,724
COMPONENT CARTON - 500	550002863D	\$2,858
COMPONENT CARTON - 300 CSD-1	550002890D	\$3,002
COMPONENT CARTON - 400 CSD-1	550002891D	\$3,155
COMPONENT CARTON - 500 CSD-1	550002892D	\$3,289
END PANEL CARTON - JACKET	550002871D	\$375
END PANEL CARTON - BASE	550002860D	\$338
STEAM TRIM - SA 1 (SIZES/MODELS: 300 -500)	41200061D	\$1,256
STEAM TRIM - SA 2 (SIZES/MODELS: 600 - 700)	41200062D	\$1,274
STEAM TRIM - SA 3 (SIZES/MODELS: 800 - 1400)	41200063D	\$1,307
STEAM TRIM - SA 4 (SIZES/MODELS: 1500)	41200064D	\$1,320
ACCESSORY CARTON - 300	550002877DS	\$439
ACCESSORY CARTON - 400	550002878DS	\$520
ACCESSORY CARTON - 500	550002867DS	\$622
ACCESSORY CARTON - 600	550002879DS	\$705
ACCESSORY CARTON - 700	550002880DS	\$789
ACCESSORY CARTON - 800	550002881DS	\$916
ACCESSORY CARTON - 900	550002882DS	\$1,089
ACCESSORY CARTON - 1000	550002868DS	\$1,186
ACCESSORY CARTON - 1100	550002883DS	\$1,355
ACCESSORY CARTON - 1200	550002884DS	\$1,426
ACCESSORY CARTON - 1300	550002885DS	\$2,172
ACCESSORY CARTON - 1400	550002886DS	\$2,258
ACCESSORY CARTON - 1500	550002869DS	\$2,384
CSD-1 STEAM TRIM - GRAVITY/CONDENSATE (ALL SIZES)	41257103D	\$570
CSD-1 STEAM TRIM - FEED PUMP (ALL SIZES)	41257104D	\$1,599
CSD-1 ACCESSORY CARTON - 300	550002893DS	\$439
CSD-1 ACCESSORY CARTON - 400	550002894DS	\$520
CSD-1 ACCESSORY CARTON - 500	550002895DS	\$622
CSD-1 ACCESSORY CARTON - 600	550002896DS	\$1,409
CSD-1 ACCESSORY CARTON - 700	550002897DS	\$1,514
CSD-1 ACCESSORY CARTON - 800	550002898DS	\$1,605
CSD-1 ACCESSORY CARTON - 900	550002899DS	\$1,812

D249-COMPONENTS & OPTIONAL EQUIP. CONTINUED	PN	TRADE
CSD-1 ACCESSORY CARTON - 1000	550002900DS	\$1,909
CSD-1 ACCESSORY CARTON - 1100	550002901DS	\$2,079
CSD-1 ACCESSORY CARTON - 1200	550002902DS	\$2,162
CSD-1 ACCESSORY CARTON - 1300	550002903DS	\$2,907
CSD-1 ACCESSORY CARTON - 1400	550002904DS	\$2,994
CSD-1 ACCESSORY CARTON - 1500	550002905DS	\$3,083

D249 SERIES STEAM CONTINUED

(USE PARTS MULTIPLIER FOR ALL OF THE FOLLOWING)	PN	TRADE
STEAM MANUAL RESET PRESSURE CONTROL (L4079B1033)	14662311	\$271
M-M 47-2 LWCO & FEEDER (MODELS 300-1500)	1280001	\$1,218
STRAP ON OPERATING CONTROL (L6006C-1034)	14662313	\$168
LWCO, MAN RESET, CSD-1 APPROVED, SHT PROBE	240007388	\$222

D249 SERIES STEAM - STANDARD EQUIPMENT

STANDARD EQUIPMENT:

D249 Series Gas Fired Steam Boilers are low pressure, sectional, cast iron boilers manufactured in 15 heating sizes. Input range from 300,000 to 1,500,000 Btuh for use in larger sized residences, schools, churches, and commercial or industrial buildings. These boilers can be used in multiples to supply even larger loads. The D249 Series Boiler is a modular design. Bases, Jackets and Drafhoods are designed in three modular sizes and all boilers are field assembled using a combination of one or more of these three modules. Boiler bases are preassembled at the factory with the gas valve, manifold, burners, and pilot installed. All drafhoods have a cleanout panel to provide easy access to flueways for inspection and cleaning. On-site boiler assembly is quick and easy with preassembled bases and easy section by section assembly procedures. The same assembly techniques are used on all sizes, so assemblers become familiar with the equipment and are able to reduce installation time and cost. Steam boilers are designed for use with a maximum working pressure of 15 psig. STANDARD EQUIPMENT - STEAM: (67 Low Water Cut-Off, PA404A Pressuretrol and Syphon Loop, Water Gauge Glass Set with Glass and Rods, Steam Gauge, Pop Safety Valve).

D249 - COMPONENTS & OPTIONAL EQUIPMENT

CSD-1 CONTROL REQUIREMENTS

The optional CSD-1 controls modify the standard D249 boiler on both the fuel train and the steam trim as follows:

STEAM BOILER WITH BOILER FEED PUMP RETURN SYSTEM

- Add SF-500 Hydrolevel Safeguard Manual Reset L.W.C.O.
- Add 150S-B-MD L.W.C.O. and Pump Control
- Delete 67D-1 L.W.C.O.
- Add L404L Manual Reset Pressure Control

STEAM BOILER WITH GRAVITY OR CONDENSATE PUMP RETURN SYSTEM

- Add SF-500 Hydrolevel Safeguard Manual Reset L.W.C.O.
- Add L404C Manual Reset Pressure Control

The SF-500 L.W.C.O. is the secondary L.W.C.O. to the 67D-1 L.W.C.O. furnished standard with the boiler.

FUEL TRAIN

Substitute CSD-1 fuel train(s) for standard which includes (per base): Intermittent Pilot Module (PT#1140007) control Stop w/alarm 1003-612A & (PT#1140008) Control CSD1 Lockout Board BD 1145-2 with manual reset; Independent Pilot Gas Line (Manual shut-off valve, Pressure regulator, Safety shut-off valve); Main Gas Line (Gas Valve, Two leak test cocks, Manual shut-off downstream of the main gas valve).

NOTES:

1. The D249300S and D249400S do not require fuel train modifications for CSD-1. The standard fuel train is furnished.
2. Control equipment is included to meet Dunkirk's interpretation of CSD-1. Consult local authorities before the installation of the boiler. Additional controls, if required can be provided at an additional price.

***COMBUSTIBLE FLOOR REQUIREMENTS:**

PLEASE NOTE: A central heating boiler shall be installed in accordance with the instructions manual in the following manner. Boilers cannot be installed on carpeting with or without the base or any combustible flooring.

A) For installations on combustible flooring a special base MUST be used per the manufacturer and NFPA 54 / ANSI Z223.1, 2015 Edition, section 10.3.3.

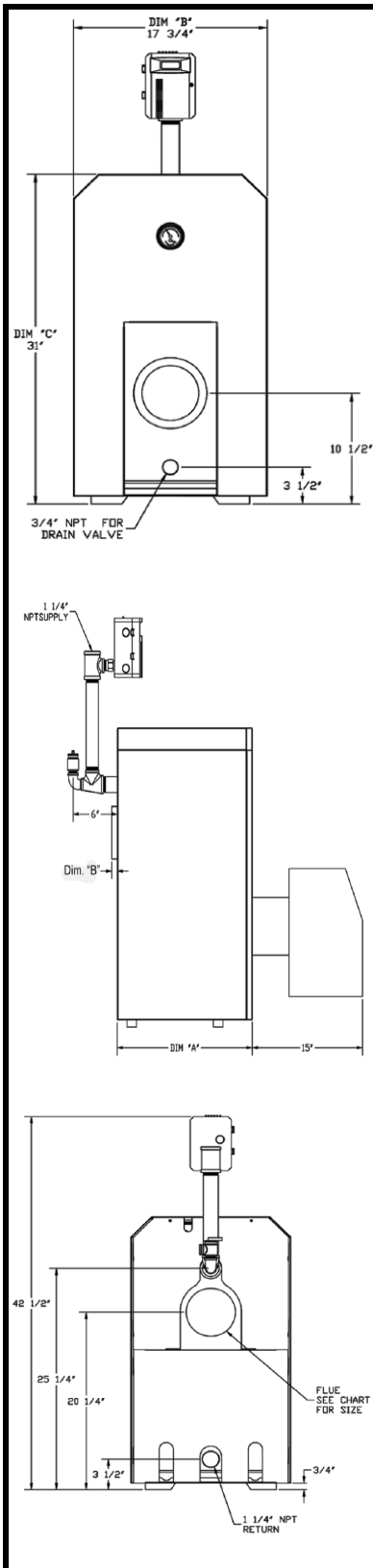
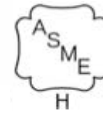
Equipment must be installed on a fire-resistive slab or 4 inch (1000 mm) minimum cinder block, unsealed and joints matched for air circulation *or* equivalent 2-hour fire rated assembly, covered with sheet metal 0.0195 (0.50 mm) minimum thickness.

For questions on boiler placement or combustible floor requirements please call 1-800-253-7900.

EXCELSIOR EXB SERIES

OIL 3-PASS
WATER BOILER

65 psi
MAWP



General Information (See IOM for complete instructions)

Clearances		Combustible Materials	Accessibility, Cleaning & Servicing
		(Required) (1)	(2)
(1) Required distances measured from boiler jacket or flue.	Top	12" (32 cm)	24" (61 cm)
	Right Side	2" (5 cm)	24" (61 cm)
	Left Side	2" (5 cm)	24" (61 cm)
(2) Accessibility, Cleaning & Servicing recommendation.	Floor	Combustible	N/A
	Front	17" (43 cm)	24" (61 cm)
	Back	9" (23 cm)	24" (61 cm)
	Flue	9" (23 cm)	9" (23 cm)
Connections	Return/Supply Water		
All Models	1-1/4" NPT		
Electrical	120 Volts AC, 60 hertz, 1 phase, Less than 12 amps (15 amp circuit recommended)		
Water Content	EXB4 - 3.6 Gallons, EXB5 - 4.3 Gallons, EXB6 - 5.1 Gallons, EXB7 - 5.9 Gallons		
Dimensions			
Model	A "Depth"	B "Width"	"C Height"
EXB4	18-3/8 (46 cm)	17-3/4" (45 cm)	31" (79 cm)
EXB5	21-5/8 (56 cm)	17-3/4" (45 cm)	31" (79 cm)
EXB6	24-7/8 (64 cm)	17-3/4" (45 cm)	31" (79 cm)
EXB7	28-1/8 (72 cm)	17-3/4" (45 cm)	31" (79 cm)

All Excelsior EXB boilers are factory equipped for chimney venting. For direct vent installations, order chimney vent boiler less burner, and order appropriate direct vent burner kit, direct vent pipe kit and direct vent termination.

EXCELSIOR EXB SERIES CONTINUED										
(BECKETT BURNER - LESS PUMP)										
BOILER MODEL	ITEM NUMBER	TRADE PRICE	NO. OF SEC.	INPUT (MBH)	HTG. CAP. (MBH)	AHRI NET (MBH)	AFUE RATING %	CHIMNEY SIZE	FLUE DIA.	SHIP WGT.
EXB4075	EXB407530200203	\$2,556	4	105	91	79	86.0	8"x 8"x15'	5"	436
EXB4095	EXB409530200203	\$2,556	4	133	114	99	85.0		5"	436
EXB4110	EXB411030200203	\$2,556	4	154	132	115	84.0		5"	436
EXB5100	EXB510030200203	\$2,913	5	140	122	106	86.5		5"	496
EXB5115	EXB511530200203	\$2,913	5	161	139	121	85.0		5"	496
EXB5135	EXB513530200203	\$2,913	5	189	161	140	84.0		5"	496
EXB6130	EXB613030200203	\$3,073	6	182	159	138	86.5		5"	560
EXB6145	EXB614530200203	\$3,073	6	203	176	153	85.0		5"	560
EXB7165	EXB716530200203	\$3,507	7	231	201	175	86.0		6"	620
(BECKETT BURNER - WITH TACO ECM SYSTEM PUMP)										
BOILER MODEL	ITEM NUMBER	TRADE PRICE	NO. OF SEC.	INPUT (MBH)	HTG. CAP. (MBH)	AHRI NET (MBH)	AFUE RATING %	CHIMNEY SIZE	FLUE DIA.	SHIP WGT.
EXB4075	EXB407530240203	\$2,633	4	105	91	79	86.0	8"x 8"x15'	5"	436
EXB4095	EXB409530240203	\$2,633	4	133	114	99	85.0		5"	436
EXB4110	EXB411030240203	\$2,633	4	154	132	115	84.0		5"	436
EXB5100	EXB510030240203	\$2,993	5	140	122	106	86.5		5"	496
EXB5115	EXB511530240203	\$2,993	5	161	139	121	85.0		5"	496
EXB5135	EXB513530240203	\$2,993	5	189	161	140	84.0		5"	496
EXB6130	EXB613030240203	\$3,152	6	182	159	138	86.5		5"	560
EXB6145	EXB614530240203	\$3,152	6	203	176	153	85.0		5"	560
EXB7165	EXB716530240203	\$3,586	7	231	201	175	86.0		6"	620
(BECKETT BURNER - WITH GRUNDFOS SYSTEM PUMP)										
BOILER MODEL	ITEM NUMBER	TRADE PRICE	NO. OF SEC.	INPUT (MBH)	HTG. CAP. (MBH)	AHRI NET (MBH)	AFUE RATING %	CHIMNEY SIZE	FLUE DIA.	SHIP WGT.
EXB4075	EXB407530220203	\$2,633	4	105	91	79	86.0	8"x 8"x15'	5"	436
EXB4095	EXB409530220203	\$2,633	4	133	114	99	85.0		5"	436
EXB4110	EXB411030220203	\$2,633	4	154	132	115	84.0		5"	436
EXB5100	EXB510030220203	\$2,993	5	140	122	106	86.5		5"	496
EXB5115	EXB511530220203	\$2,993	5	161	139	121	85.0		5"	496
EXB5135	EXB513530220203	\$2,993	5	189	161	140	84.0		5"	496
EXB6130	EXB613030220203	\$3,152	6	182	159	138	86.5		5"	560
EXB6145	EXB614530220203	\$3,152	6	203	176	153	85.0		5"	560
EXB7165	EXB716530220203	\$3,586	7	231	201	175	86.0		6"	620
(LESS BURNER- WITH TACO ECM SYSTEM PUMP)										
BOILER MODEL	ITEM NUMBER	TRADE PRICE	NO. OF SEC.	INPUT (MBH)	HTG. CAP. (MBH)	AHRI NET (MBH)	AFUE RATING %	CHIMNEY SIZE	FLUE DIA.	SHIP WGT.
EXB4110	EXB411020240203	\$1,950	4	154	132	115	84.0	8"x 8"x15'	5"	436
EXB5135	EXB513520240203	\$2,272	5	189	161	140	84.0		5"	496
EXB6165	EXB616520240203	\$2,496	6	231	198	172	84.0		5"	560
EXB7190	EXB719020240203	\$2,875	7	266	228	198	84.0		6"	620
(LESS BURNER- WITH GRUNDFOS SYSTEM PUMP)										
BOILER MODEL	ITEM NUMBER	TRADE PRICE	NO. OF SEC.	INPUT (MBH)	HTG. CAP. (MBH)	AHRI NET (MBH)	AFUE RATING %	CHIMNEY SIZE	FLUE DIA.	SHIP WGT.
EXB4110	EXB411020220203	\$1,950	4	154	132	115	84.0	8"x 8"x15'	5"	436
EXB5135	EXB513520220203	\$2,272	5	189	161	140	84.0		5"	496
EXB6165	EXB616520220203	\$2,496	6	231	198	172	84.0		5"	560
EXB7190	EXB719020220203	\$2,875	7	266	228	198	84.0		6"	620

(LESS BURNER - LESS PUMP)											
BOILER MODEL	ITEM NUMBER	TRADE PRICE	NO. OF SEC.	INPUT (MBH)	HTG. CAP. (MBH)	AHRI NET (MBH)	AFUE RATING %	CHIMNEY SIZE	FLUE DIA.	SHIP WGT.	
EXB4110	EXB411020200203	\$1,872	4	154	132	115	84.0	8"x 8"x15'	5"	436	
EXB5135	EXB513520200203	\$2,192	5	189	161	140	84.0		5"	496	
EXB6165	EXB616520200203	\$2,417	6	231	198	172	84.0		5"	560	
EXB7190	EXB719020200203	\$2,795	7	266	228	198	84.0		6"	620	
(RIELLO BURNER - LESS PUMP)											
BOILER MODEL	ITEM NUMBER	TRADE PRICE	NO. OF SEC.	INPUT (MBH)	HTG. CAP. (MBH)	AHRI NET (MBH)	AFUE RATING %	CHIMNEY SIZE	FLUE DIA.	SHIP WGT.	
EXB4075	EXB407550200203	\$2,625	4	105	91	79	86.0	8"x 8"x15'	5"	436	
EXB4095	EXB409550200203	\$2,625	4	133	114	99	85.0		5"	436	
EXB4110	EXB411050200203	\$2,625	4	154	132	115	84.0		5"	436	
EXB5100	EXB510050200203	\$3,029	5	140	122	106	86.5		5"	496	
EXB5115	EXB511550200203	\$3,029	5	161	139	121	85.0		5"	496	
EXB5135	EXB513550200203	\$3,029	5	189	161	140	84.0		5"	496	
EXB6130	EXB613050200203	\$3,188	6	182	159	138	86.5		5"	560	
EXB6145	EXB614550200203	\$3,188	6	203	176	153	85.0		5"	560	
EXB6165	EXB616550200203	\$3,478	6	231	198	172	84.0		5"	560	
EXB7165	EXB716550200203	\$3,565	7	231	201	175	86.0		6"	620	
EXB7180	EXB718050200203	\$3,855	7	252	217	189	85.0		6"	620	
EXB7190	EXB719050200203	\$3,855	7	266	228	198	84.0		8"x 8"x20'	6"	620
(RIELLO BURNER - WITH TACO ECM SYSTEM PUMP)											
BOILER MODEL	ITEM NUMBER	TRADE PRICE	NO. OF SEC.	INPUT (MBH)	HTG. CAP. (MBH)	AHRI NET (MBH)	AFUE RATING %	CHIMNEY SIZE	FLUE DIA.	SHIP WGT.	
EXB4075	EXB407550240203	\$2,705	4	105	91	79	86.0	8"x 8"x15'	5"	436	
EXB4095	EXB409550240203	\$2,705	4	133	114	99	85.0		5"	436	
EXB4110	EXB411050240203	\$2,705	4	154	132	115	84.0		5"	436	
EXB5100	EXB510050240203	\$3,109	5	140	122	106	86.5		5"	496	
EXB5115	EXB511550240203	\$3,109	5	161	139	121	85.0		5"	496	
EXB5135	EXB513550240203	\$3,109	5	189	161	140	84.0		5"	496	
EXB6130	EXB613050240203	\$3,268	6	182	159	138	86.5		5"	560	
EXB6145	EXB614550240203	\$3,268	6	203	176	153	85.0		5"	560	
EXB6165	EXB616550240203	\$3,557	6	231	198	172	84.0		5"	560	
EXB7165	EXB716550240203	\$3,644	7	231	201	175	86.0		6"	620	
EXB7180	EXB718050240203	\$3,934	7	252	217	189	85.0		6"	620	
EXB7190	EXB719050240203	\$3,934	7	266	228	198	84.0	8"x 8"x20'	6"	620	
(RIELLO BURNER - WITH GRUNDFOS SYSTEM PUMP)											
BOILER MODEL	ITEM NUMBER	TRADE PRICE	NO. OF SEC.	INPUT (MBH)	HTG. CAP. (MBH)	AHRI NET (MBH)	AFUE RATING %	CHIMNEY SIZE	FLUE DIA.	SHIP WGT.	
EXB4075	EXB407550220203	\$2,705	4	105	91	79	86.0	8"x 8"x15'	5"	436	
EXB4095	EXB409550220203	\$2,705	4	133	114	99	85.0		5"	436	
EXB4110	EXB411050220203	\$2,705	4	154	132	115	84.0		5"	436	
EXB5100	EXB510050220203	\$3,109	5	140	122	106	86.5		5"	496	
EXB5115	EXB511550220203	\$3,109	5	161	139	121	85.0		5"	496	
EXB5135	EXB513550220203	\$3,109	5	189	161	140	84.0		5"	496	
EXB6130	EXB613050220203	\$3,268	6	182	159	138	86.5		5"	560	
EXB6145	EXB614550220203	\$3,268	6	203	176	153	85.0		5"	560	
EXB6165	EXB616550220203	\$3,557	6	231	198	172	84.0		5"	560	
EXB7165	EXB716550220203	\$3,644	7	231	201	175	86.0		6"	620	
EXB7180	EXB718050220203	\$3,934	7	252	217	189	85.0		6"	620	
EXB7190	EXB719050220203	\$3,934	7	266	228	198	84.0		8"x 8"x20'	6"	620

EXCELSIOR EXB SERIES CONTINUED			
EXCELSIOR EXB SERIES - VENTING OPTIONS/ADD. EQUIPMENT		PN	TRADE
36" RISER TERMINATION		29231D	\$1,164
STANDARD TERMINATION		28972D	\$496
4" ID X 10 FT DIRECT VENT PIPE KIT (SELECT TERMINATION)		550003419D	\$570
4" ID X 15 FT DIRECT VENT PIPE KIT (SELECT TERMINATION)		550003420D	\$682
4" ID X 20 FT DIRECT VENT PIPE KIT (SELECT TERMINATION)		550003421D	\$803
SELECT DIRECT VENT BURNER FROM REPLACEMENT BURNERS LISTED BELOW			
(USE PARTS MULTIPLIER FOR ALL OF THE FOLLOWING)		PN	TRADE
KIT, HIGH LIMIT MANUAL RESET L4006E1109 WITH PLUG IN HARNESS		550001929	\$232
FILL-TROL FOR WATER BOILERS 150 MBH OR LESS		14624002	\$306
FILL-TROL FOR WATER BOILERS OVER 150 MBH		14624003	\$412
REPLACEMENT BURNERS			
DESCRIPTION	MODEL	PN	TRADE
Oil Burner - Beckett Chimney Vent w/o Cover Model AFG except 5115 & 5135 use Model NX	4075	240007232D	\$625
	4095	240009385D	\$625
	4110	240009386D	\$625
	5100	240007233D	\$663
	5115	240009387D	\$663
	5135	240009388D	\$663
	6130	240007234D	\$598
	6145	240009389D	\$598
Oil Burner - Same as above w/Cover	7165	240007235D	\$655
	4075	240007144D	\$671
	4095	240009377D	\$671
	4110	240009378D	\$671
	5100	240007145D	\$707
	5115	240009379D	\$707
	5135	240009380D	\$707
	6130	240007146D	\$643
Oil Burner - Beckett Direct Vent Model NX	6145	240009381D	\$643
	7165	240007183D	\$697
	4075	240007531D	\$800
	4095	240009393D	\$800
	5100	240007532D	\$834
	5115	240009395D	\$834
Oil Burner - Riello Chimney Vent Model 40F	5135	240009396D	\$834
	6130	240007533D	\$771
	4075	550003548D	\$740
	4095	550003549D	\$740
	4110	550003550D	\$740
	5100	550003551D	\$822
	5115	550003552D	\$822
	5135	550003553D	\$822
	6130	550003554D	\$755
	6145	550003555D	\$755
	6165	550003556D	\$1,040
	7165	550003557D	\$755
Oil Burner - Riello Direct Vent Model 40BF	7180	550003558D	\$1,040
	7190	550003559D	\$1,040
	4075	550003560D	\$1,079
	4095	550003561D	\$1,079
	4110	550003562D	\$1,079
	5100	550003563D	\$1,159
	5115	550003564D	\$1,159
5135	550003565D	\$1,159	
6130	550003566D	\$1,095	

EXCELSIOR EXB SERIES CONTINUED**REPLACEMENT BURNERS**

DESCRIPTION	MODEL	PN	TRADE
Oil Burner - Carlin Chimney Vent EZ-LF	4075	240010357D	\$676
	4095		
	4110		
	5100		
	5115		
	5135		

EXB SERIES - STANDARD EQUIPMENT**STANDARD EQUIPMENT:**

- Boiler Control Module: Hydrolevel Fuel Smart HydroStat Control - combination Low Water Cut Off with boiler temperature reset and circulator control.
- User Display Interface: Digital display with easy to set dial-type limit settings.
- Heat Exchanger: High efficiency, cast iron, 3-pass design with reversible swing door and target wall. Efficiency baffles/liner by model.
- Combustion: Oil burner with protective cover, flexible oil line.
- Electrical: Wiring harness with Molex connectors. Burner with electrical plug in cord.
- Other: Temperature/pressure gauge, 3/4" ASME relief valve, drain valve, textured painted steel jacket, barometric draft control.

EW II SERIES III
OIL
HOT WATER BOILER
ATMOSPHERIC
(CHIMNEY VENTED)



General Information (See IOM for complete instructions)

Clearances		Combustible Materials Required (1)	Servicing (2)	Flue to Combustible Clearance
		(1)Required distances measured from boiler.	Top	
	Left Side	6" (15.2 cm)	N/A	
	Right Side	24" (61 cm)	N/A	
(2)Service, proper operation clearance recommendation.	Base	Non-Combustible	N/A	
	Front	24" (61 cm)	N/A	
	Back	6" (15.2 cm)	N/A	

Connections	Return/Supply Water
All Models	1-1/4" NPT

Electrical	120 Volts AC, 60 hertz, 1 phase, Less than 12 amps (15 amp circuit recommended)
-------------------	---------------------------------------------------------------------------------

Water Content	3EW - 9.6 Gallons, 4EW - 11.6 Gallons, 5EW - 13.7 Gallons
----------------------	-----------------------------------------------------------

Dimensions			
Model	A "Depth"	B "Flue"	C "Back of Boiler to Center Line of Flue"
3EW	14-1/2"	6"	8"
4EW	17-3/4"	6"	9-5/8"
5EW	21"	6"	11-1/2"

BECKETT BURNER

LESS PUMP

BOILER MODEL	ITEM NUMBER	TRADE PRICE	BURNER FIRE RATE	INPUT (MBH)	HTG. CAP. (MBH)	AHRI NET (MBH)	A.F.U.E. RATING %	CHIM DIA.	SHIP WGT.
3EW.65	EWB306531200303	\$2,949	0.65	91	80	70	86.3%	8"X8"X15'	470
3EW.75	EWB307531200303	\$2,949	0.75	105	92	80	85.2%	8"X8"X15'	470
3EW1.00	EWB310031200303	\$2,949	1.00	140	120	104	84.0%	8"X8"X15'	470
4EW.90	EWB409031200303	\$3,470	0.90	126	111	97	86.0%	8"X8"X15'	545
4EW1.25	EWB412531200303	\$3,470	1.25	175	151	131	85.0%	8"X8"X15'	545
4EW1.50	EWB415031200303	\$3,470	1.50	210	179	156	84.0%	8"X8"X15'	545
5EW1.20	EWB512031200303	\$4,194	1.20	168	147	128	86.5%	8"X8"X15'	630
5EW1.75	EWB517531200303	\$4,194	1.75	245	210	183	84.3%	8"X8"X15'	630

LESS PUMP WITH COIL

BOILER MODEL	ITEM NUMBER	TRADE PRICE	BURNER FIRE RATE	INPUT (MBH)	HTG. CAP. (MBH)	AHRI NET (MBH)	A.F.U.E. RATING %	CHIM DIA.	TANK-LESS G.P.M.	SHIP WGT.
3EW.65	EWB306532200303	\$3,444	0.65	91	80	70	86.3%	8"X8"X15'	2.90	470
3EW.75	EWB307532200303	\$3,444	0.75	105	92	80	85.2%	8"X8"X15'	3.00	470
3EW1.00	EWB310032200303	\$3,444	1.00	140	120	104	84.0%	8"X8"X15'	3.25	470
4EW.90	EWB409032200303	\$3,968	0.90	126	111	97	86.0%	8"X8"X15'	3.15	545
4EW1.25	EWB412532200303	\$3,968	1.25	175	151	131	85.0%	8"X8"X15'	3.50	545
4EW1.50	EWB415032200303	\$3,968	1.50	210	179	156	84.0%	8"X8"X15'	3.75	545
5EW1.20	EWB512032200303	\$4,698	1.20	168	147	128	86.5%	8"X8"X15'	3.45	630
5EW1.75	EWB517532200303	\$4,698	1.75	245	210	183	84.3%	8"X8"X15'	4.00	630

TACO ECM SYSTEM PUMP

BOILER MODEL	ITEM NUMBER	TRADE PRICE	BURNER FIRE RATE	INPUT (MBH)	HTG. CAP. (MBH)	AHRI NET (MBH)	A.F.U.E. RATING %	CHIM DIA.	SHIP WGT.
3EW.65	EWB306531240303	\$3,028	0.65	91	80	70	86.3%	8"X8"X15'	470
3EW.75	EWB307531240303	\$3,028	0.75	105	92	80	85.2%	8"X8"X15'	470
3EW1.00	EWB310031240303	\$3,028	1.00	140	120	104	84.0%	8"X8"X15'	470
4EW.90	EWB409031240303	\$3,547	0.90	126	111	97	86.0%	8"X8"X15'	545
4EW1.25	EWB412531240303	\$3,547	1.25	175	151	131	85.0%	8"X8"X15'	545
4EW1.50	EWB415031240303	\$3,547	1.50	210	179	156	84.0%	8"X8"X15'	545
5EW1.20	EWB512031240303	\$4,272	1.20	168	147	128	86.5%	8"X8"X15'	630
5EW1.75	EWB517531240303	\$4,272	1.75	245	210	183	84.3%	8"X8"X15'	630

TACO ECM SYSTEM PUMP WITH COIL

BOILER MODEL	ITEM NUMBER	TRADE PRICE	BURNER FIRE RATE	INPUT (MBH)	HTG. CAP. (MBH)	AHRI NET (MBH)	A.F.U.E. RATING %	CHIM DIA.	TANK-LESS G.P.M.	SHIP WGT.
3EW.65	EWB306532240303	\$3,525	0.65	91	80	70	86.3%	8"X8"X15'	2.90	470
3EW.75	EWB307532240303	\$3,525	0.75	105	92	80	85.2%	8"X8"X15'	3.00	470
3EW1.00	EWB310032240303	\$3,525	1.00	140	120	104	84.0%	8"X8"X15'	3.25	470
4EW.90	EWB409032240303	\$4,046	0.90	126	111	97	86.0%	8"X8"X15'	3.15	545
4EW1.25	EWB412532240303	\$4,046	1.25	175	151	131	85.0%	8"X8"X15'	3.50	545
4EW1.50	EWB415032240303	\$4,046	1.50	210	179	156	84.0%	8"X8"X15'	3.75	545
5EW1.20	EWB512032240303	\$4,776	1.20	168	147	128	86.5%	8"X8"X15'	3.45	630
5EW1.75	EWB517532240303	\$4,776	1.75	245	210	183	84.3%	8"X8"X15'	4.00	630

BECKETT BURNER CONTINUED

GRUNDFOS SYSTEM PUMP

BOILER MODEL	ITEM NUMBER	TRADE PRICE	BURNER FIRE RATE	INPUT (MBH)	HTG. CAP. (MBH)	AHRI NET (MBH)	A.F.U.E. RATING %	CHIM DIA.	SHIP WGT.
3EW.65	EWB306531230303	\$3,028	0.65	91	80	70	86.3%	8"X8"X15'	470
3EW.75	EWB307531220303	\$3,028	0.75	105	92	80	85.2%	8"X8"X15'	470
3EW1.00	EWB310031220303	\$3,028	1.00	140	120	104	84.0%	8"X8"X15'	470
4EW.90	EWB409031220303	\$3,547	0.90	126	111	97	86.0%	8"X8"X15'	545
4EW1.25	EWB412531220303	\$3,547	1.25	175	151	131	85.0%	8"X8"X15'	545
4EW1.50	EWB415031220303	\$3,547	1.50	210	179	156	84.0%	8"X8"X15'	545
5EW1.20	EWB512031220303	\$4,272	1.20	168	147	128	86.5%	8"X8"X15'	630
5EW1.75	EWB517531220303	\$4,272	1.75	245	210	183	84.3%	8"X8"X15'	630

GRUNDFOS SYSTEM PUMP WITH COIL

BOILER MODEL	ITEM NUMBER	TRADE PRICE	BURNER FIRE RATE	INPUT (MBH)	HTG. CAP. (MBH)	AHRI NET (MBH)	A.F.U.E. RATING %	CHIM DIA.	TANK-LESS G.P.M.	SHIP WGT.
3EW.65	EWB306532230303	\$3,525	0.65	91	80	70	86.3%	8"X8"X15'	2.90	470
3EW.75	EWB307532220303	\$3,525	0.75	105	92	80	85.2%	8"X8"X15'	3.00	470
3EW1.00	EWB310032220303	\$3,525	1.00	140	120	104	84.0%	8"X8"X15'	3.25	470
4EW.90	EWB409032220303	\$4,046	0.90	126	111	97	86.0%	8"X8"X15'	3.15	545
4EW1.25	EWB412532220303	\$4,046	1.25	175	151	131	85.0%	8"X8"X15'	3.50	545
4EW1.50	EWB415032220303	\$4,046	1.50	210	179	156	84.0%	8"X8"X15'	3.75	545
5EW1.20	EWB512032220303	\$4,776	1.20	168	147	128	86.5%	8"X8"X15'	3.45	630
5EW1.75	EWB517532220303	\$4,776	1.75	245	210	183	84.3%	8"X8"X15'	4.00	630

B&G SYSTEM PUMP

BOILER MODEL	ITEM NUMBER	TRADE PRICE	BURNER FIRE RATE	INPUT (MBH)	HTG. CAP. (MBH)	AHRI NET (MBH)	A.F.U.E. RATING %	CHIM DIA.	SHIP WGT.
3EW.75	EWB307531230303	\$3,028	0.75	105	92	80	85.2%	8"X8"X15'	470
3EW1.00	EWB310031230303	\$3,028	1.00	140	120	104	84.0%	8"X8"X15'	470
4EW1.25	EWB412531230303	\$3,547	1.25	175	151	131	85.0%	8"X8"X15'	545

B&G SYSTEM PUMP WITH COIL

BOILER MODEL	ITEM NUMBER	TRADE PRICE	BURNER FIRE RATE	INPUT (MBH)	HTG. CAP. (MBH)	AHRI NET (MBH)	A.F.U.E. RATING %	CHIM DIA.	TANK-LESS G.P.M.	SHIP WGT.
3EW.75	EWB307532230303	\$3,525	0.75	105	92	80	85.2%	8"X8"X15'	3.00	470
3EW1.00	EWB310032230303	\$3,525	1.00	140	120	104	84.0%	8"X8"X15'	3.25	470
4EW1.25	EWB412532230303	\$4,046	1.25	175	151	131	85.0%	8"X8"X15'	3.50	545
4EW1.50	EWB415032230303	\$4,053	1.50	210	179	156	84.0%	8"X8"X15'	3.75	545

LESS BURNER

LESS SYSTEM PUMP

BOILER MODEL	ITEM NUMBER	TRADE PRICE	BURNER FIRE RATE	INPUT (MBH)	HTG. CAP. (MBH)	AHRI NET (MBH)	A.F.U.E. RATING %	CHIM DIA.	SHIP WGT.
3EW1.00	EWB310021200303	\$2,294	1.00	140	120	104	84.0%	8"X8"X15'	470
4EW1.50	EWB415021200303	\$2,814	1.50	210	179	156	84.0%	8"X8"X15'	545
5EW1.75	EWB517521200303	\$3,538	1.75	245	210	183	84.3%	8"X8"X15'	630

LESS SYSTEM PUMP WITH COIL

BOILER MODEL	ITEM NUMBER	TRADE PRICE	BURNER FIRE RATE	INPUT (MBH)	HTG. CAP. (MBH)	AHRI NET (MBH)	A.F.U.E. RATING %	CHIM DIA.	TANK-LESS G.P.M.	SHIP WGT.
3EW1.00	EWB310022200303	\$2,788	1.00	140	120	104	84.0%	8"X8"X15'	3.25	470
4EW1.50	EWB415022200303	\$3,311	1.50	210	179	156	84.0%	8"X8"X15'	3.75	545
5EW1.75	EWB517522200303	\$4,043	1.75	245	210	183	84.3%	8"X8"X15'	4.00	630

LESS BURNER CONTINUED

TACO ECM SYSTEM PUMP

BOILER MODEL	ITEM NUMBER	TRADE PRICE	BURNER FIRE RATE	INPUT (MBH)	HTG. CAP. (MBH)	AHRI NET (MBH)	A.F.U.E. RATING %	CHIM DIA.	SHIP WGT.
3EW.65	EWB310021240303	\$2,373	0.65	91	80	70	86.3%	8"X8"X15'	470
3EW.75			0.75	105	92	80	85.2%	8"X8"X15'	470
3EW1.00			1.00	140	120	104	84.0%	8"X8"X15'	470
4EW.90	EWB415021240303	\$2,892	0.90	126	111	97	86.0%	8"X8"X15'	545
4EW1.25			1.25	175	151	131	85.0%	8"X8"X15'	545
4EW1.50			1.50	210	179	156	84.0%	8"X8"X15'	545
5EW1.20	EWB517521240303	\$3,616	1.20	168	147	128	86.5%	8"X8"X15'	630
5EW1.75			1.75	245	210	183	84.3%	8"X8"X15'	630

TACO ECM SYSTEM PUMP WITH COIL

BOILER MODEL	ITEM NUMBER	TRADE PRICE	BURNER FIRE RATE	INPUT (MBH)	HTG. CAP. (MBH)	AHRI NET (MBH)	A.F.U.E. RATING %	CHIM DIA.	TANK-LESS G.P.M.	SHIP WGT.
3EW.65	EWB310022240303	\$2,869	0.65	91	80	70	86.3%	8"X8"X15'	2.90	470
3EW.75			0.75	105	92	80	85.2%	8"X8"X15'	3.00	470
3EW1.00			1.00	140	120	104	84.0%	8"X8"X15'	3.25	470
4EW.90	EWB415022240303	\$3,389	0.90	126	111	97	86.0%	8"X8"X15'	3.15	545
4EW1.25			1.25	175	151	131	85.0%	8"X8"X15'	3.50	545
4EW1.50			1.50	210	179	156	84.0%	8"X8"X15'	3.75	545
5EW1.20	EWB517522240303	\$4,121	1.20	168	147	128	86.5%	8"X8"X15'	3.45	630
5EW1.75			1.75	245	210	183	84.3%	8"X8"X15'	4.00	630

GRUNDFOS SYSTEM PUMP

BOILER MODEL	ITEM NUMBER	TRADE PRICE	BURNER FIRE RATE	INPUT (MBH)	HTG. CAP. (MBH)	AHRI NET (MBH)	A.F.U.E. RATING %	CHIM DIA.	SHIP WGT.
3EW.65	EWB310021220303	\$2,373	0.65	91	80	70	86.3%	8"X8"X15'	470
3EW.75			0.75	105	92	80	85.2%	8"X8"X15'	470
3EW1.00			1.00	140	120	104	84.0%	8"X8"X15'	470
4EW.90	EWB415021220303	\$2,892	0.90	126	111	97	86.0%	8"X8"X15'	545
4EW1.25			1.25	175	151	131	85.0%	8"X8"X15'	545
4EW1.50			1.50	210	179	156	84.0%	8"X8"X15'	545
5EW1.20	EWB517521220303	\$3,616	1.20	168	147	128	86.5%	8"X8"X15'	630
5EW1.75			1.75	245	210	183	84.3%	8"X8"X15'	630

GRUNDFOS SYSTEM PUMP WITH COIL

BOILER MODEL	ITEM NUMBER	TRADE PRICE	BURNER FIRE RATE	INPUT (MBH)	HTG. CAP. (MBH)	AHRI NET (MBH)	A.F.U.E. RATING %	CHIM DIA.	TANK-LESS G.P.M.	SHIP WGT.
3EW.65	EWB310022220303	\$2,869	0.65	91	80	70	86.3%	8"X8"X15'	2.90	470
3EW.75			0.75	105	92	80	85.2%	8"X8"X15'	3.00	470
3EW1.00			1.00	140	120	104	84.0%	8"X8"X15'	3.25	470
4EW.90	EWB415022220303	\$3,389	0.90	126	111	97	86.0%	8"X8"X15'	3.15	545
4EW1.25			1.25	175	151	131	85.0%	8"X8"X15'	3.50	545
4EW1.50			1.50	210	179	156	84.0%	8"X8"X15'	3.75	545
5EW1.20	EWB517522220303	\$4,121	1.20	168	147	128	86.5%	8"X8"X15'	3.45	630
5EW1.75			1.75	245	210	183	84.3%	8"X8"X15'	4.00	630

RIELLO BURNER

RIELLO F5 BURNER - TACO ECM SYSTEM PUMP

BOILER MODEL	ITEM NUMBER	TRADE PRICE	BURNER FIRE RATE	INPUT (MBH)	HTG. CAP. (MBH)	AHRI NET (MBH)	A.F.U.E. RATING %	CHIM DIA.	SHIP WGT.
3EW.65	EWB306551240303	\$3,090	0.65	91	80	70	86.3%	8"X8"X15'	470
3EW.75	EWB307551240303	\$3,168	0.75	105	92	80	85.2%	8"X8"X15'	470
3EW1.00	EWB310051240303	\$3,168	1.00	140	120	104	84.0%	8"X8"X15'	470
4EW.90	EWB409051240303	\$3,689	0.90	126	111	97	86.0%	8"X8"X15'	545
4EW1.25	EWB412551240303	\$3,689	1.25	175	151	131	85.0%	8"X8"X15'	545
4EW1.50	EWB415051240303	\$3,689	1.50	210	179	156	84.0%	8"X8"X15'	545

RIELLO F10 BURNER - WITH TACO ECM SYSTEM PUMP

BOILER MODEL	ITEM NUMBER	TRADE PRICE	BURNER FIRE RATE	INPUT (MBH)	HTG. CAP. (MBH)	AHRI NET (MBH)	A.F.U.E. RATING %	CHIM DIA.	SHIP WGT.
5EW1.20	EWB512051240303	\$4,414	1.20	168	147	128	86.5%	8"X8"X15'	630
5EW1.75	EWB517551240303	\$4,414	1.75	245	210	183	84.3%	8"X8"X15'	630

RIELLO BURNER CONTINUED

RIELLO F5 BURNER - TACO ECM SYSTEM PUMP WITH COIL

BOILER MODEL	ITEM NUMBER	TRADE PRICE	BURNER FIRE RATE	INPUT (MBH)	HTG. CAP. (MBH)	AHRI NET (MBH)	A.F.U.E. RATING %	CHIM DIA.	TANK-LESS G.P.M.	SHIP WGT.
3EW.65	EWB306552240303	\$3,663	0.65	91	80	70	86.3%	8"X8"X15'	2.90	470
3EW.75	EWB307552240303	\$3,663	0.75	105	92	80	85.2%	8"X8"X15'	3.00	470
3EW1.00	EWB310052240303	\$3,663	1.00	140	120	104	84.0%	8"X8"X15'	3.25	470
4EW.90	EWB409052240303	\$4,187	0.90	126	111	97	86.0%	8"X8"X15'	3.15	545
4EW1.25	EWB412552240303	\$4,187	1.25	175	151	131	85.0%	8"X8"X15'	3.50	545
4EW1.50	EWB415052240303	\$4,187	1.50	210	179	156	84.0%	8"X8"X15'	3.75	545

RIELLO F10 BURNER - TACO ECM SYSTEM PUMP WITH COIL

BOILER MODEL	ITEM NUMBER	TRADE PRICE	BURNER FIRE RATE	INPUT (MBH)	HTG. CAP. (MBH)	AHRI NET (MBH)	A.F.U.E. RATING %	CHIM DIA.	TANK-LESS G.P.M.	SHIP WGT.
5EW1.20	EWB512052240303	\$5,263	1.20	168	147	128	86.5%	8"X8"X15'	3.45	630
5EW1.75	EWB517552240303	\$5,263	1.75	245	210	183	84.3%	8"X8"X15'	4.00	630

CARLIN EZ1 BURNER

TACO ECM SYSTEM PUMP

BOILER MODEL	ITEM NUMBER	TRADE PRICE	BURNER FIRE RATE	INPUT (MBH)	HTG. CAP. (MBH)	AHRI NET (MBH)	A.F.U.E. RATING %	CHIM DIA.	SHIP WGT.
3EW.65	EWB306571240303	\$3,028	0.65	91	80	70	86.3%	8"X8"X15'	470
3EW.75	EWB307571240303	\$3,028	0.75	105	92	80	85.2%	8"X8"X15'	470
3EW1.00	EWB310071240303	\$3,028	1.00	140	120	104	84.0%	8"X8"X15'	470
4EW.90	EWB409071240303	\$3,547	0.90	126	111	97	86.0%	8"X8"X15'	545
4EW1.25	EWB412571240303	\$3,547	1.25	175	151	131	85.0%	8"X8"X15'	545
4EW1.50	EWB415071240303	\$3,547	1.50	210	179	156	84.0%	8"X8"X15'	545
5EW1.20	EWB512071240303	\$4,272	1.20	168	147	128	86.5%	8"X8"X15'	630
5EW1.75	EWB517571240303	\$4,272	1.75	245	210	183	84.3%	8"X8"X15'	630

TACO ECM SYSTEM PUMP WITH COIL

BOILER MODEL	ITEM NUMBER	TRADE PRICE	BURNER FIRE RATE	INPUT (MBH)	HTG. CAP. (MBH)	AHRI NET (MBH)	A.F.U.E. RATING %	CHIM DIA.	TANK-LESS G.P.M.	SHIP WGT.
3EW.65	EWB306572240303	\$3,525	0.65	91	80	70	86.3%	8"X8"X15'	2.90	470
3EW.75	EWB307572240303	\$3,525	0.75	105	92	80	85.2%	8"X8"X15'	3.00	470
3EW1.00	EWB310072240303	\$3,525	1.00	140	120	104	84.0%	8"X8"X15'	3.25	470
4EW.90	EWB409072240303	\$4,046	0.90	126	111	97	86.0%	8"X8"X15'	3.15	545
4EW1.25	EWB412572240303	\$4,046	1.25	175	151	131	85.0%	8"X8"X15'	3.50	545
4EW1.50	EWB415072240303	\$4,046	1.50	210	179	156	84.0%	8"X8"X15'	3.75	545
5EW1.20	EWB512072240303	\$4,776	1.20	168	147	128	86.5%	8"X8"X15'	3.45	630
5EW1.75	EWB517572240303	\$4,776	1.75	245	210	183	84.3%	8"X8"X15'	4.00	630

PN

TRADE

*RIELLO BURNER (3 & 4 SECTION)	43300005	\$681
*RIELLO BURNER (5 SECTION)	43300010	\$1,177
*CARLIN EZ-1 BURNER (3 & 4 SECTION)	43300003	\$655
*CARLIN EZ-2 BURNER (5 SECTION)	43300004	\$655
*BECKETT EW II AFG (3 & 4 SECTION)	550002986	\$655
*BECKETT EW II AFG (5 SECTION)	550002987	\$655

*NOTE: PURCHASE OF BURNER IN BOX REQUIRES ADDITIONAL PURCHASE OF CORRECT RERATE KIT FROM LIST BELOW.

(USE PARTS MULTIPLIER FOR ALL OF THE FOLLOWING)

PN

TRADE

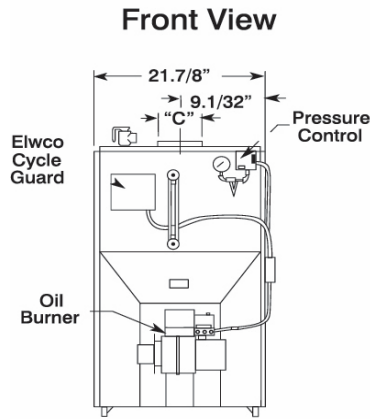
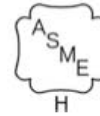
3 SECTION BECKETT BURNER RE-RATE KIT, 1.00 GPH	550002666	\$72
3 SECTION BECKETT BURNER RE-RATE KIT, 0.75 GPH	550002676	\$72
3 SECTION BECKETT BURNER RE-RATE KIT, 0.65 GPH	550002677	\$72
4 SECTION BECKETT BURNER RE-RATE KIT, 1.50 GPH	550002667	\$72
4 SECTION BECKETT BURNER RE-RATE KIT, 1.25 GPH	550002675	\$72
4 SECTION BECKETT BURNER RE-RATE KIT, 0.90 GPH	550002678	\$72
5 SECTION BECKETT BURNER RE-RATE KIT, 1.20/1.75 GPH	550002668	\$72
3 SECTION RIELLO BURNER RE-RATE KIT, 0.65/0.75/1.00 GPH	550002669	\$71
4 SECTION RIELLO BURNER RE-RATE KIT, .090/1.25/1.50 GPH	550002670	\$71
5 SECTION RIELLO BURNER RE-RATE KIT, 1.75 GPH	550002671	\$61
3 SECTION CARLIN BURNER RE-RATE KIT, 0.65/0.75/1.00 GPH	550002672	\$67
4 SECTION CARLIN BURNER RE-RATE KIT, 0.90/1.25/1.50 GPH	550002673	\$67
5 SECTION CARLIN BURNER RE-RATE KIT, 1.75 GPH	550002674	\$59
FILL-TROL #110 FOR WATER BOILERS 150 MBH OR LESS	14624002	\$306
FILL-TROL #111 FOR WATER BOILERS OVER 150 MBH	14624003	\$412

EW II SERES III - STANDARD EQUIPMENT

STANDARD EQUIPMENT:

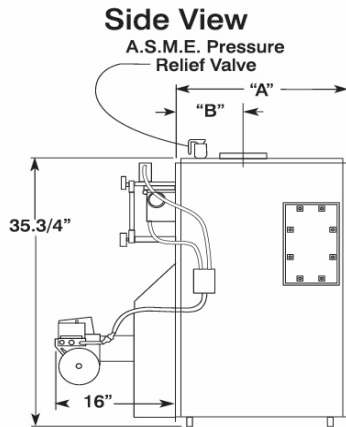
- Boiler Control Module: Hydrolevel Fuel Smart Hydrostat Control - combination Low Water Cut Off with boiler temperature reset and circulator control.
- Heat Exchanger: Cast Iron Sections with Cast Iron Push Nipples and Swing Door.
- Combustion: Completely installed and wired Beckett AFG Series Oil Burner (3 & 4 Section F Head; 5 Section MD Head) equipped with Nozzle, Primary Control, CAD Cell, PSC Motor, Interrupted Duty Ignition and Clean Cut Pump; Flue Brush; Swing Fire Door with Insulation (Vacuum Formed Ceramic Fiber), Target Wall (Vacuum Formed Refractory Ceramic Fiber); Dura Blanket Insulation Chamber. Chamber, and Barometric Draft Control 6".
- Other: Assembled Cast Iron Boiler with Insulated Jacket, Combination Temperature/Pressure Gauge, Circulator Pump wired with 5' harness for supply or return mounting in the field, 3/4" Boiler Drain Valve, 30 psi ASME Relief Valve, extra Boiler Tap for Expansion Tank or Air Elimination.

ESC V SERIES
OIL
STEAM BOILER



General Information (See IOM for complete instructions)

Clearances	Combustible Materials (Required) (1)	
	Top	24" (610 mm)
	Left Side (Control Side)	6" (152 mm)
	Right Side	24" (610 mm)
	Front	24" (610 mm)
	Back	24" (610 mm)
(1) Required distances measured from boiler.	Flue Connector	9" (229 mm)
	Connections	Supply Tapping Two 2" NPT, Return Tapping 1-1/2", Oil Line 3/8" O.D. copper tubing for runs of 50 feet or less, and 1/2" O.D. for longer runs.
Electrical	120 Volts AC, 60 hertz, 1 phase, Less than 12 amps (15 amp circuit recommended)	



Tankless Heater Capacities (Note: ST=With Tankless Coil, S=No Coil)

Model	Input Rate G.P.H.	Tank-less Heater Number	Tankless Heater Capacity Intermittent Draw G.P.M.	Boiler Water Content (Gallons)	
				To Water Line	To LWCO Line
ESC-3090ST	0.90	L-24	Avail. On Req.	11	8
ESC-4125ST	1.25		4.5	13	9
ESC-5185ST	1.85		4.5	15	10
ESC-6210ST	2.10		4.5	15	10

Dimensions

No. of Sec.	A (Length of Flush Jacket)	B (Front of Jacket to Center Line of Flue Outlet)	C (Flue Outlet Diameter)
3	16.375"	6.5"	6"
4	20.25"	8.5"	6"
5	23.875"	10.25"	7"
6	27.5"	8.3125"	8"

ESC V SERIES CONTINUED

(BECKETT BURNER - WITH TANKLESS COVER PLATE)

BOILER MODEL	ITEM NUMBER	TRADE PRICE	No. of Sec.	INPUT (MBH)	HTG. CAP. (MBH)	AHRI NET (MBH)	AHRI NET SQ. FT. STEAM	Fir. Rate GPH	AFUE RATING %	SHIP WGT.
ESC-3090S	ESC309031100503	\$3,551	3	126	106	80	333	0.90	82.0%	534
ESC-4125S	ESC412531100503	\$4,097	4	175	147	110	458	1.25	82.0%	688
ESC-5185S	ESC518531100503	\$4,444	5	259	216	162	675	1.85	82.0%	781
ESC-6210S	ESC621031100503	\$4,856	6	294	247	185	771	2.10	82.0%	901

(BECKETT BURNER - WITH TANKLESS COIL)

BOILER MODEL	ITEM NUMBER	TRADE PRICE	No. of Sec.	INPUT (MBH)	HTG. CAP. (MBH)	AHRI NET (MBH)	AHRI NET SQ. FT. STEAM	Fir. Rate GPH	AFUE RATING %	SHIP WGT.
ESC-3090ST	ESC309032100503	\$3,978	3	126	106	80	333	0.90	82.0%	534
ESC-4125ST	ESC412532100503	\$4,524	4	175	147	110	458	1.25	82.0%	688
ESC-5185ST	ESC518532100503	\$4,870	5	259	216	162	675	1.85	82.0%	781
ESC-6210ST	ESC621032100503	\$5,284	6	294	247	185	771	2.10	82.0%	901

ESC V SERIES - STANDARD EQUIPMENT

STANDARD EQUIPMENT:

Boiler Controls: Honeywell Pressuretrol, Boiler Water Level Gauge Glass, and Steam Pressure Gauge.

Heat Exchanger: Cast Iron Heat Exchanger with Cast Iron Push Nipples, Swing Door.

Combustion: Beckett Oil Burner, Target Wall/Liner.

Electrical: Wiring Harness, Burner Electric Disconnect.

Safety: Electronic Low Water Cut Off.

Other: Crated Boiler, Flush Jacket, ASME Relief Valve, Drain Valve, Plastic Cover, Two 2" Supply Tappings, 1-1/2" Return Tapping and Skim Port.

For Tankless Heater Units: Add Tankless Hot Water Coil and 4006 Limit Control.

H2O SERIES
STAINLESS STEEL
SINGLE COIL
INDIRECT WATER HEATER

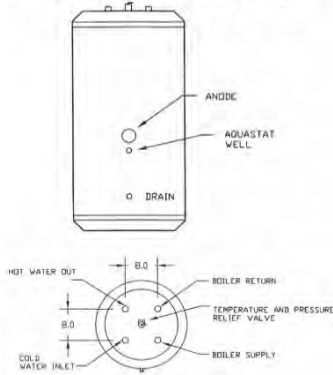


Conforms to UL STD 174
 Certified to CAN/CSA STD C22.2 No. 110-94

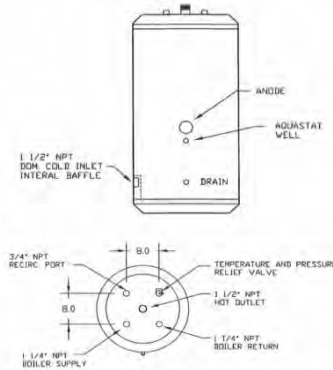
H2O I 40 L DK

I=Indirect Capacity: 30=30 Gals. 40=40 Gals. 50=50 Gals. 60=60 Gals. 80=80 Gals. 85=87 Gals. 115=115 Gals.
 L=Lowboy C=Commercial HO=High Output HOC=High Output Commercial XHO=Extra High Output
 DK=Dunkirk

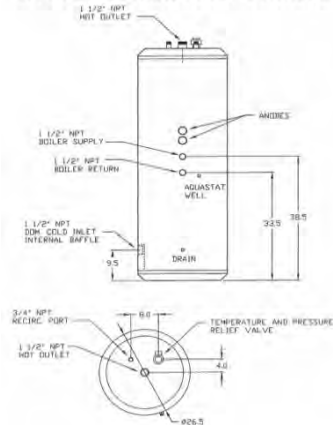
STANDARD AND HO UNITS



HOC UNITS



XHOC EXTRA HIGH OUTPUT UNITS



Note: Max. Working pressure 150 psi for all capacities.

General Information (See IOM for complete instructions)

Model	Piping Connections NPT		Height (Inches)	Dia. (Inches)
	Domestic Water In/Out (Inches)	Boiler Water In/Out (Inches)		
H2OI30DK	3/4	1	34.0	23.5
H2OI40DK	3/4	1	44.0	23.5
H2OI40LDK	3/4	1	36.0	28.0
H2OI50DK	3/4	1	54.0	23.5
H2OI60DK	3/4	1	62.0	23.5
H2OI60LDK	3/4	1	46.0	28.0
H2OI80DK	1	1	56.0	28.0
H2OI115DK	1	1	74.0	28.0
H2OI60HODK	1	1	62.0	23.5
H2OI80HODK	1	1	56.0	28.0
H2OI80HOC DK	1-1/2	1-1/4	56.0	28.0
H2OI115HODK	1	1	74.0	28.0
H2OI115HOC DK	1-1/2	1-1/4	74.0	28.0
H2OI85XHOC DK	1-1/2	1-1/2	64.0	28.0
H2OI115XHOC DK	1-1/2	1-1/2	74.0	28.0

H2O SINGLE COIL STAINLESS STEEL INDIRECT WATER HEATERS CONTINUED

MODEL	TRADE PRICE	STOR. CAP. (Gals.)	DESCRIPTION	MAX. FIRST HOUR RATING Gal./Hr. @		BOILER OUTPUT REQ. (BTU/Hr.)	SHP. WGT. (LBS.)
				140°F	115°F		
H2OI30DK	\$1,398	30	STANDARD	202	269	131,250	85
H2OI40DK	\$1,438	40	STANDARD	221	292	138,670	100
H2OI40LDK	\$1,532	42	LOWBOY	212	251	132,000	100
H2OI50DK	\$1,736	50	STANDARD	223	291	133,280	110
H2OI60DK	\$2,077	60	STANDARD	262	342	155,700	125
H2OI60LDK	\$2,136	60	LOWBOY	239	310	138,570	120
H2OI80DK	\$2,301	80	STANDARD	271	248	149,390	140
H2OI115DK	\$3,417	115	STANDARD	324	409	165,750	175
H2OI60HODK	\$2,240	60	HIGH OUTPUT	406	541	263,600	145
H2OI80HODK	\$3,113	80	HIGH OUTPUT	418	551	259,640	155
H2OI80HOC DK	\$3,361	80	HIGH OUTPUT COMMERICAL	442	584	227,070	155
H2OI115HODK	\$4,211	115	HIGH OUTPUT	467	607	273,100	190
H2OI115HOC DK	\$4,457	115	HIGH OUTPUT COMMERICAL	479	623	281,300	190
H2OI85XHOC DK	\$4,183	87	EXTRA HIGH OUTPUT	738	992	495,000	215
H2OI115XHOC DK	\$4,965	115	EXTRA HIGH OUTPUT	763	1017	495,000	240

H2O SINGLE COIL INDIRECT WATER HEATERS WITH ELECTRIC BACKUP (3500 WATTS)

MODEL	TRADE PRICE	STOR. CAP. (Gals.)	DESCRIPTION	MAX. FIRST HOUR RATING Gal./Hr. @		SHP. WGT. (LBS.)
				140°F	115°F	
H2OI60EDK	\$2,666	60	ELECTRIC BACK-UP	254	333.0	135
H2OI80EDK	\$2,984	80	ELECTRIC BACK-UP	266	341.0	145
H2OI115EDK	\$4,034	115	ELECTRIC BACK-UP	319	403.0	180

H2O SINGLE COIL STANDARD EQUIPMENT

Standard Equipment: Factory installed brass drain and relief valves, welded stainless steel cold water dip tube factory installed and pressure tested, Honeywell L4080B aquastat for field installation and magnesium anode rod(s).

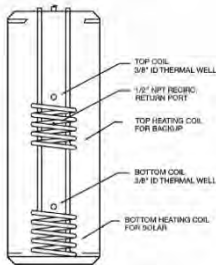
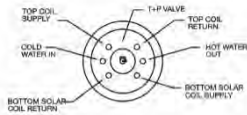
H2O SINGLE COIL OPTIONS

Options: (L) Low Profile, (C) Commercial, (HO) High Output, (HOC) High Output Commerical, (XHO) Extra High Output, (E) Electric Backup

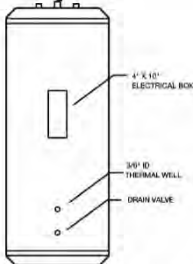
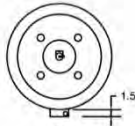
H2O SERIES
 STAINLESS STEEL
 DUAL COIL SOLAR
 INDIRECT WATER HEATER



Conforms to UL STD 174
 Certified to CAN/CSA STD C22.2 No. 110-94



DUAL COIL UNITS



ELECTRIC BACKUP UNITS



Note: Max. Working pressure 150 psi for all capacities.

General Information (See IOM for complete instructions)

Model	Piping Connections NPT (Inches)	Height (Inches)	Dia. (Inches)
H2O160DDK	1	62.0	23.5
H2O180DDK	1	56.0	28.0
H2O115DDK	1	74.0	28.0
H2O160DEDK	1	62.0	23.5
H2O180DEDK	1	56.0	28.0
H2O115DEDK	1	74.0	28.0

H2O DUAL COIL STAINLESS STEEL INDIRECT WATER HEATERS CONTINUED

MODEL	TRADE PRICE	STOR. CAP. (Gals.)	DESCRIPTION	RECOVERY RATE GAL./HR.		SHP. WGT. (LBS.)
				TOP COIL	BOTTOM COIL	
H2OI60DDK	\$2,755	60	DUAL COIL INDIRECT	185	214	165
H2OI80DDK	\$3,137	80	DUAL COIL INDIRECT	180	214	175
H2OI115DDK	\$4,017	115	DUAL COIL INDIRECT	190	214	205

H2O DUAL COIL STAINLESS STEEL INDIRECT WATER HEATERS WITH ELECTRIC BACKUP (3500 WATTS)

MODEL	TRADE PRICE	STOR. CAP. (Gals.)	DESCRIPTION	RECOVERY RATE GAL./HR.		SHP. WGT. (LBS.)
				TOP COIL	BOTTOM COIL	
H2OI60DEDK	\$3,724	60	DUAL COIL ELECTRIC BACK-UP	185	214	175
H2OI80DEDK	\$4,205	80	DUAL COIL ELECTRIC BACK-UP	180	214	185
H2OI115DEDK	\$5,275	115	DUAL COIL ELECTRIC BACK-UP	190	214	215

H2O DUAL COIL STANDARD EQUIPMENT

Standard Equipment: Factory installed brass drain and relief valves, welded stainless steel cold water dip tube factory installed and pressure tested, Honeywell L4080B aquastat for field installation and magnesium anode rod(s). Removable thermal well to accept a solar control thermostat or thermistor. Dual coil units equipped with two aquastat wells which control each coil independently and built-in recirculation tapping. Units with Electric Back-Up are provided with 4" x 10" electrical box with pre-wired heating element, thermostat, and hi-limit. All electric back-up units provided with 240 volt AC, 3500 watt element.

H2O DUAL COIL OPTIONS

Options: (E) Electric Backup models for supplemental heating.

H2O SERIES
STAINLESS STEEL
STORAGE TANKS



Intertek

Conforms to UL STD 174
Certified to CAN/CSA STD C22.2 No. 110-94


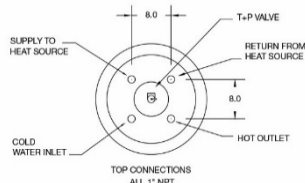
H2O ST 60 L DK

ST = Storage Tank

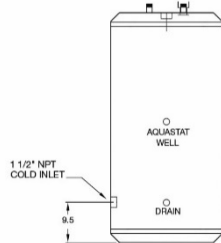
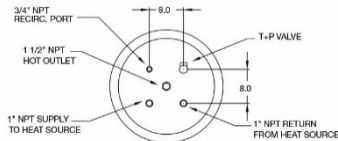
Capacity:
30 = 30 Gals.
40 = 40 Gals.
60 = 60 Gals.
80 = 80 Gals.
115 = 115 Gals.

L = Lowboy
C = Commercial

DK = Dunkirk



STANDARD UNITS



COMMERCIAL UNITS



Note: Max. Working pressure 150 psi for all capacities.

General Information (See IOM for complete instructions)

Model	Piping Connections NPT		Height (Inches)	Dia. (Inches)
	Supply/Return (Inches)	Heat Source Pressure (Inches)		
H2OST30DK	1	1	34.0	23.5
H2OST40DK	1	1	44.0	23.5
H2OST60DK	1	1	62.0	23.5
H2OST60LDK	1	1	46.0	23.5
H2OST80DK	1	1	56.0	28.0
H2OST115DK	1	1	74.0	28.0
H2OST80CDK	1-1/2	1	56.0	28.0
H2OST115CDK	1-1/2	1	74.0	28.0

H2O STAINLESS STEEL HOT WATER STORAGE TANKS (NO COIL) CONTINUED

MODEL	TRADE PRICE	STOR. CAP. (Gals.)	DESCRIPTION	SHP. WGT. (LBS.)
H2OST30DK	\$1,242	30	H2O HOT WATER STORAGE TANK (NO COIL)	75
H2OST40DK	\$1,283	40	H2O HOT WATER STORAGE TANK (NO COIL)	90
H2OST60DK	\$1,871	60	H2O HOT WATER STORAGE TANK (NO COIL)	115
H2OST60LDK	\$1,930	60	LOW BOY H2O HOT WATER STORAGE TANKS (NO COIL)	110
H2OST80DK	\$2,125	80	H2O HOT WATER STORAGE TANKS (NO COIL)	140
H2OST80CDK	\$3,061	80	COMM. H2O HOT WATER STORAGE TANK (NO COIL)	175
H2OST115DK	\$2,338	115	H2O HOT WATER STORAGE TANK (NO COIL)	140
H2OST115CDK	\$3,275	115	COMM. H2O HOT WATER STORAGE TANK (NO COIL)	175

H2O STORAGE TANK STANDARD EQUIPMENT

Standard Equipment: Factory installed brass drain and relief valves, welded stainless steel cold water dip tube factory installed and pressure tested, Honeywell L4080B aquastat for field installation.

H2O STORAGE TANK OPTIONS

Options: (C) Commercial, (L) Low Profile

H2O SERIES
STAINLESS STEEL
BUFFER TANKS

H2O BT 40 114 WC DK

BT=Buffer Tank

Capacity:
22=22 Gals.
40=40 Gals.
60=60 Gals.
80=80 Gals.

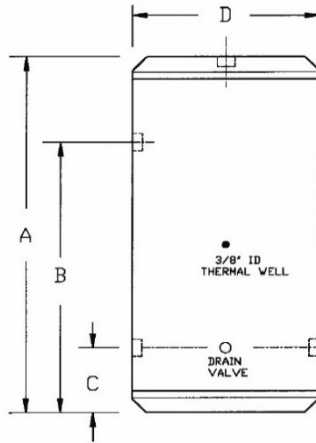
114=1-1/4" NPT
112=1-1/2" NPT
2=2" NPT

WC=With Coil

DK=Dunkirk



Conforms to UL STD 174
Certified to CAN/CSA STD C22.2 No. 110-94



4 CONNECTIONS
1 ON RIGHT SIDE
2 ON LEFT SIDE
1 ON TOP



Note: Max. Working pressure 150 psi for all capacities.

General Information (See IOM for complete instructions)

Model	Piping Connections NPT (Inches)	Height (Inches)	B (Inches)	C (Inches)
H2OBT22114DK	1-1/4	24.5	15	8
H2OBT40114DK	1-1/4	42.0	31.0	11.0
H2OBT40112DK	1-1/2			
H2OBT402DK	2			
H2OBT60114DK	1-1/4	44.0	31.5	11.5
H2OBT60112DK	1-1/2			
H2OBT602DK	2			
H2OBT80114DK	1-1/4	54.0	40.5	11.5
H2OBT80112DK	1-1/2			
H2OBT802DK	2			
H2OBT115114DK	1-1/4	72.0	61.5	11.5
H2OBT115112DK	1-1/2			
H2OBT1152DK	2			
H2OBT40114WCDK	1-1/4	42.0	31.0	11.0
H2OBT40112WCDK	1-1/2			
H2OBT402WCDK	2			
H2OBT60114WCDK	1-1/4	44.0	31.5	11.5
H2OBT60112WCDK	1-1/2			
H2OBT602WCDK	2			
H2OBT80114WCDK	1-1/4	54.0	40.5	11.5
H2OBT80112WCDK	1-1/2			
H2OBT802WCDK	2			
H2OBT115114WCDK	1-1/4	72.0	61.5	11.5
H2OBT115112WCDK	1-1/2			
H2OBT1152WCDK	2			

H2O HYDRONIC STAINLESS STEEL BUFFER TANKS CONTINUED

MODEL	TRADE PRICE	STOR. CAP. (Gals.)	DESCRIPTION	SHP. WGT. (LBS.)
H2OBT22114DK	\$1,244	22	HYDRONIC BUFFER TANK	35
H2OBT40114DK	\$2,177	40	HYDRONIC BUFFER TANK	87
H2OBT40112DK	\$2,177			
H2OBT402DK	\$2,177			
H2OBT60114DK	\$2,593	60	HYDRONIC BUFFER TANK	115
H2OBT60112DK	\$2,593			
H2OBT602DK	\$2,593			
H2OBT80114DK	\$2,861	80	HYDRONIC BUFFER TANK	125
H2OBT80112DK	\$2,861			
H2OBT802DK	\$2,861			
H2OBT115114DK	\$3,562	115	HYDRONIC BUFFER TANK	160
H2OBT115112DK	\$3,562			
H2OBT1152DK	\$3,562			

H2O HYDRONIC BUFFER TANKS (WITH COIL)

MODEL	TRADE PRICE	STOR. CAP. (Gals.)	DESCRIPTION	SHP. WGT. (LBS.)
H2OBT40114WCDK	\$2,791	40	HYDRONIC BUFFER TANK (WITH COIL)	97
H2OBT40112WCDK	\$2,791			
H2OBT402WCDK	\$2,791			
H2OBT60114WCDK	\$2,967	60	HYDRONIC BUFFER TANK (WITH COIL)	125
H2OBT60112WCDK	\$2,967			
H2OBT602WCDK	\$2,967			
H2OBT80114WCDK	\$3,539	80	HYDRONIC BUFFER TANK (WITH COIL)	135
H2OBT80112WCDK	\$3,539			
H2OBT802WCDK	\$3,539			
H2OBT115114WCDK	\$4,308	115	HYDRONIC BUFFER TANK (WITH COIL)	170
H2OBT115112WCDK	\$4,308			
H2OBT1152WCDK	\$4,308			

H2O BUFFER TANK STANDARD EQUIPMENT

Standard Equipment: Factory installed brass drain and relief valves, welded stainless steel cold water dip tube factory installed and pressure tested, Honeywell L4080B aquastat for field installation.

H2O BUFFER TANK OPTIONS


Options: (WC) With Coil

H2O GL SERIES

GLASS LINED INDIRECT WATER HEATER



(40GL Model Shown)



Note: Max. Working pressure 150 psi for all capacities.

General Information (See IOM for complete instructions)

Model	Piping Connections NPT		Dia. (Inches)	Height (Inches)
	Domestic Water	Boiler Water		
	In/Out (Inches)	In/Out (Inches)		
H2O 30 GL	1	1	24	33
H2O 40 GL	1	1	24	45
H2O 50 GL	1	1	24	51
H2O 80 GL	1	1	30	48
H2O 105 GL	1	1	30	62

H2O GL SERIES INDIRECT WATER HEATERS

SKU	MODEL	TRADE PRICE	STOR. CAP. (Gals.)	BTU/H MIN. BOILER OUTPUT	MAX 1ST HR FLOW RATINGS GAL./HR.	SHP. WGT. (LBS.)
H2OIG30DK	H2O 30 GL	\$1,053	31	75	116	119
H2OIG40DK	H2O 40 GL	\$1,083	42	105	198	180
H2OIG50DK	H2O 50 GL	\$1,234	53	110	212	200
H2OIG80DK	H2O 80 GL	\$1,712	79	110	228	243
H2OIG105DK	H2O 105 GL	\$2,678	106	115	270	393

H2O GL SERIES OPTIONS/ADDITIONAL EQUIPMENT

	PN	TRADE
ANODE KIT; 30 GAL.	550003640	\$31
ANODE KIT; 40-50 GAL.	550003505	\$31
ANODE KIT; 80-105 GAL.	550003527	\$61
PLASTIC TOP CAP 40-50 GAL.	240012211	\$24
PLASTIC TOP CAP 80-105 GAL.	240012239	\$33
PLASTIC FRONT CAP	240012212	\$8
T & P VALVE 3/4, 100XL-8	240010926	\$45
AQUASTAT WELL	AQ-020.01	\$30
AQUASTAT L4080B1352	240009521	\$124
FLANGE CAP 40-50 GAL.	240012250	\$33
FLANGE CAP 80-105 GAL.	240012251	\$12
FLANGE GASKET 40-50 GAL.	240012210	\$2
FLANGE GASKET 80-105 GAL.	240012238	\$4
HARDWARE KIT 40-50 GAL.	550003510	\$4
HARDWARE KIT 80-105 GAL.	550003525	\$4

H2O GL SERIES INDIRECT WATER HEATER STANDARD EQUIPMENT

STANDARD EQUIPMENT: Smooth enameled coil, magnesium anode rod and temperature pressure relief valve, Honeywell Aquastat. Water tank temperature gauge.