

Trade Price Book - 815

Effective 8/24/15



G90 Series Condensing Boiler



GMGW Series



GMPVB Series



GMGS Series

**Customer Service
Technical Support**
Phone: 800-325-5479
Fax: 315-724-9319/866-432-7329
www.greenmountainboilers.com

Corporate Sales
Phone: 877-386-5475
Fax: 716-366-4670

Literature
literature@ecrinternational.com



TABLE OF CONTENTS

Terms & RMA Policy	3-4
Gas-Fired Condensing Boilers	
G90 Series	5-7
Gas Cast Iron Water Boilers	
GMGW Series	8-9
GMPVB Series	10-11
Gas Cast Iron Steam Boilers	
GMGS Series	12-14

TERMS & CONDITIONS OF SALE - GENERAL TERMS

PRICES & SPECIFICATIONS: All pricing and specifications subject to change without notice. The prices herein supersede all prior quotations.

PAYMENT TERMS: Net 30 Days

ORDERS: Orders will be accepted on the basis of prices in effect at the time the order is received. No order or contract will become an obligation on our part until accepted by the General Sales Department. ECR International shall not be liable for any delay or failure in the delivery or shipment of goods due to any cause or causes beyond its control.

TAXES: Add to the prices and terms quoted any manufacturers' or sales tax payable on the transaction under any effective statute.

SHIPMENT

TRUCK LOADS: \$40,000 Net Order Value - Freight Prepaid. Indirect Water Heaters and Commercial Boiler lines can be added to any residential order for freight purposes.

Authorized Distributors can combine Argo, Airco, Dunkirk, EMI, Green Mountain, Olsen, Pennco and Utica and on one purchase order to earn free freight.

Stop off charges of \$150 will apply to stop off locations within 100 miles of final destination. Please call for pricing for stop off special handling for a location further than 100 miles or for special handling pricing for services such as lift gate, unloading assistance, etc.

LESS THAN TRUCKLOAD SHIPMENT: F.O.B. ECR INTERNATIONAL - FACTORY OR WAREHOUSE

ORDER INFORMATION CHECKLIST

The following information must be included on equipment or parts orders to insure proper shipment & invoicing:

- 1) Purchase Order Number
- 2) Bill To Address
- 3) Ship To Address
- 4) Method of Shipment (i.e. - trailer load, UPS, etc.)
- 5) Requested Ship Date
- 6) Special Instructions (i.e. - "Carrier to call...")
- 7) Pricing
- 8) Product Description (i.e. - Model, Size, Series, etc.)
- 9) Fuel Characteristics (i.e. Oil, Natural Gas, Propane)
- 10) Electrical Characteristics (i.e. - Operating Voltage, Cycles, Phases, etc.)
- 11) Non-Standard Equipment (Indicate "Optional" when substituted for standard equipment at extra cost listed. added to standard equipment).
- 12) Kits or Parts (Orders for kits or parts must indicate equipment size and series).
- 13) Send orders to:

E-Mail: ecrorderentry@ecrinternational.com

Fax: 315-724-9319

- 14) Please note the following Remit To Address:

**ECR International, Inc.
P.O. Box 8000 Department 039
Buffalo, NY 14267**

Continued on Next Page

TERMS & CONDITIONS OF SALE - GENERAL TERMS CONTINUED
U.S. DISTRIBUTOR - RETURN MATERIAL POLICY - EFFECTIVE 8/18/2014

To assist in providing the best service to our valued customers, ECR International has developed the following guidelines to help you in the unlikely event that you will need to return merchandise purchased from us. These guidelines have been developed after carefully reviewing common industry practice. We trust that you find them fair and easy to follow.

Prior Approval Required - All returns for exchange, credit, repair service or warranty claim must be approved by ECR and require an RMA number prior to return of the material. A request must be completed via ECR International's online web portal. Please log on to www.ecrcustomerportal.com (hyperlink below) to complete your request for return. If you do not already have access to the customer web portal please contact ECR Customer Service at 1-800-325-5479 to be set-up.

Eligibility - An RMA Request must be received within 60 days from the date of invoice for returns of New & Unused product in original packaging. A restocking fee of 15% will be charged for all new and unused returns that are approved for return. Special Order Products (items not offered as standard in ECR trade price book) are not eligible for return as new and unused product. Request for Warranty Returns must be made within the period covered by the warranty and must fall under the terms and conditions specified in the warranty.

Repair Service - Request for repair or rework of product damaged by customer is classified as Repair Service. Repair Service is billed at \$75.00 per hour for labor and net price for parts used in repair/rework. ECR's Return Material (RM) department will evaluate the items returned for repair service. The customer will receive an estimate for the dollar amount, determined by ECR's RM department, required to complete the repairs requested. A Purchase Order (PO) from the customer for that amount will be required before any work is performed.

RMA Expiration - Once the RMA number is issued, the product must be returned within 90 days of the RMA date, or the RMA will be canceled. Products approved for return that are received after 90 days from the RMA date will not be accepted.

Shipping & Packaging - All returns must have a valid RMA number clearly displayed on the exterior of the package or the package will not be accepted. All returns of new and unused product must be in the original packaging. All returns must be shipped prepaid by the customer unless otherwise directed by ECR as indicated on the RMA Verification. Ship all approved return material to the facility indicated on the approved RMA Request by the date indicated.

Replacement Product - If replacement product is desired it must be indicated on the RMA Request. A PO# is required for the replacement shipment and must be indicated on the RMA Request. All replacement products will be invoiced at the time of shipment. ECR will pay the ground freight for all warranty replacements.

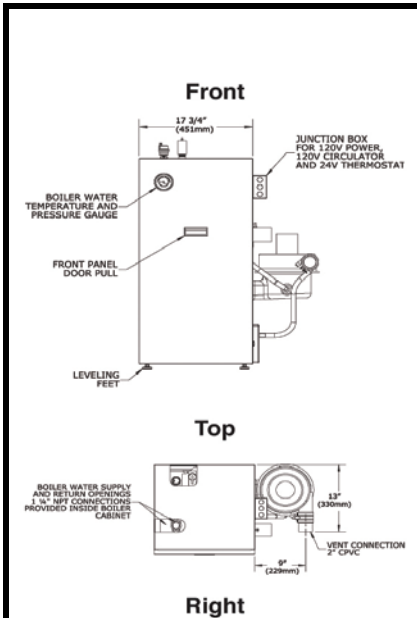
Application of Credit - Credit for returned product will be applied to the customer's account (less restocking fees for New and Unused returns) only after confirmation of receipt by ECR and inspection of the product. Issuance of a credit for a partial return of product does not relieve the customer from the obligation to remit payment for the merchandise not returned in accordance with the payment terms referenced on the customer's invoice(s). Customer will have the option to have any product that is denied for credit returned at their expense.

<http://www.ecrcustomerportal.com>

G90 SERIES

NATURAL OR PROPANE
CONDENSING HOT WATER BOILER

50 psi
MAWP



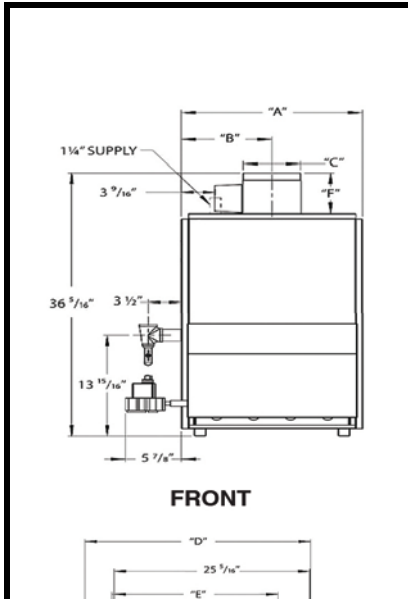
General Information (See IOM for complete instructions)

Clearances	Combustible Materials (Required) (1)				Service (2)	
	(1) Required distances measured from boiler.	Top		1" (26 mm)	8" (204 mm)	
Left Side		1" (26 mm)	N/A			
Right Side		11" (280 mm)	N/A			
Base		1" (26 mm)	N/A			
Front		1" (26 mm)	24" (610 mm)			
Back		1" (26 mm)	N/A			
(2) Service, proper operation clearance recommendation.	Combustion Air/Vent Piping		0" (0 mm)	N/A		
Combustion Air & Vent Pipe Equivalent Length (Schedule 40 PVC)	Min. Length	2" Pipe	2" Pipe	3" Pipe	3" Pipe	
		050	100	050	100	
	Max. Length	075		075		
		2 Ft.	2 Ft.	20 Ft.	15 Ft.	
		(.61 m)	(.61 m)	(6.09 m)	(4.57 m)	
		26 Ft.	21 Ft.	112 Ft.	92 Ft.	
		(7.92 m)	(6.40 m)	(34.14 m)	(28.04 m)	
Note: Refer to IOM and vent pipe manufacturer's instructions for equivalent vent lengths and alternate venting materials.						
Connections	Return/Supply Water		Gas In	Condensate Drain		
Dimensions	050/075/100		1-1/4" NPT	1/2" NPT	1/2" CPVC Stub	
Width	17-3/4" (451 mm)		Electrical 120 Volts AC, 60 hertz, 1 phase, Less than 12 amps (15 amp circuit recommended)			
Height	36-1/4" (921 mm)					
Depth	17-3/8" (441 mm)					
	Water Content	050/075/100 - 2.6 Gallons				

G90 SERIES CONTINUED								
(NATURAL GAS - LESS SYSTEM PUMP)								
BOILER MODEL	ITEM NUMBER	TRADE PRICE	INPUT (MBH)	HTG. CAP. (MBH)	AHRI NET (MBH)	AFUE RATING %	FLUE DIA.	SHIP WGT.
G90-50	Q90205003200404	\$3,149	50	45	39	90	2" or 3"	256
G90-75	Q90207503200404	\$3,149	75	68	59	90	2" or 3"	256
G90-100	Q90210003200404	\$3,149	100	90	78	90	2" or 3"	256
(NATURAL GAS - WITH TACO SYSTEM PUMP)								
BOILER MODEL	ITEM NUMBER	TRADE PRICE	INPUT (MBH)	HTG. CAP. (MBH)	AHRI NET (MBH)	AFUE RATING %	FLUE DIA.	SHIP WGT.
G90-50	Q90205003210404	\$3,214	50	45	39	90	2" or 3"	256
G90-75	Q90207503210404	\$3,214	75	68	59	90	2" or 3"	256
G90-100	Q90210003210404	\$3,214	100	90	78	90	2" or 3"	256
(NATURAL GAS - WITH GRUNDFOS SYSTEM PUMP)								
BOILER MODEL	ITEM NUMBER	TRADE PRICE	INPUT (MBH)	HTG. CAP. (MBH)	AHRI NET (MBH)	AFUE RATING %	FLUE DIA.	SHIP WGT.
G90-50	Q90205003220404	\$3,214	50	45	39	90	2" or 3"	256
G90-75	Q90207503220404	\$3,214	75	68	59	90	2" or 3"	256
G90-100	Q90210003220404	\$3,214	100	90	78	90	2" or 3"	256
(LP GAS - LESS SYSTEM PUMP)								
BOILER MODEL	ITEM NUMBER	TRADE PRICE	INPUT (MBH)	HTG. CAP. (MBH)	AHRI NET (MBH)	AFUE RATING %	FLUE DIA.	SHIP WGT.
G90-50	Q90205013200404	\$3,149	50	45	39	90	2" or 3"	256
G90-75	Q90207513200404	\$3,149	75	68	59	90	2" or 3"	256
G90-100	Q90210013200404	\$3,149	100	90	78	90	2" or 3"	256
(LP GAS - WITH TACO SYSTEM PUMP)								
BOILER MODEL	ITEM NUMBER	TRADE PRICE	INPUT (MBH)	HTG. CAP. (MBH)	AHRI NET (MBH)	AFUE RATING %	FLUE DIA.	SHIP WGT.
G90-50	Q90205013210404	\$3,214	50	45	39	90	2" or 3"	256
G90-75	Q90207513210404	\$3,214	75	68	59	90	2" or 3"	256
G90-100	Q90210013210404	\$3,214	100	90	78	90	2" or 3"	256
(LP GAS - WITH GRUNDFOS SYSTEM PUMP)								
BOILER MODEL	ITEM NUMBER	TRADE PRICE	INPUT (MBH)	HTG. CAP. (MBH)	AHRI NET (MBH)	AFUE RATING %	FLUE DIA.	SHIP WGT.
G90-50	Q90205013220404	\$3,214	50	45	39	90	2" or 3"	256
G90-75	Q90207513220404	\$3,214	75	68	59	90	2" or 3"	256
G90-100	Q90210013220404	\$3,214	100	90	78	90	2" or 3"	256

G90 SERIES CONTINUED		
(USE PARTS MULTIPLIER FOR ALL OF THE FOLLOWING)	PN	TRADE
CONCENTRIC VENT KIT 3"	29571	\$218
CONCENTRIC VENT KIT 2"	29570	\$218
ARGO AMB MULTIPLE BOILER CONTROL (INCLUDES OUTDOOR RESET, PRIORITY OVERRIDE, LEAD BOILER RUN TIME ROTATION):		
AMB4A TO ALLOW STAGE FIRING OF UP TO 4 BOILERS	AMB4AD	\$1,000
AMB8A TO ALLOW STAGE FIRING OF UP TO 8 BOILERS	AMB8AD	\$1,450
CONVERSION KIT NAT. TO LP G90-50 0' - 10,000'	550002631	\$75
CONVERSION KIT NAT. TO LP G90-75 5,000' - 10,000'	550002629	\$75
CONVERSION KIT NAT. TO LP G90-75 0' - 5,000'	550002630	\$75
CONVERSION KIT NAT. TO LP G90-100 0' - 10,000'	550002700	\$75
CONVERSION KIT LP TO NAT. G90-50 0' - 10,000'	550002635	\$75
CONVERSION KIT LP TO NAT. G90-75 0' - 10,000'	550002634	\$75
CONVERSION KIT LP TO NAT. G90-100 0' - 10,000'	550002701	\$75
2" CPVC 45° ELBOW (G90 Series)	14631702	\$37
2" CPVC 90° ELBOW (G90 Series)	240009663	\$26
2" CPVC TEE, SCHEDULE 80 (G90 Series)	240006819	\$36
2" CPVC COUPLING (G90 Series)	240006822	\$23
FILL-TROL #110 FOR WATER BOILERS 150 MBH OR LESS	14624002	\$291
FILL-TROL #111 FOR WATER BOILERS OVER 150 MBH	14624003	\$392
G90 SERIES - STANDARD EQUIPMENT		
<u>STANDARD EQUIPMENT:</u>		
<ul style="list-style-type: none"> - Boiler Control Module: HSI Integrated Boiler Control - Combination Hydrolevel High Limit with LWCO with boiler water temperature reset feature - Heat Exchanger: Cast Aluminum Heat Exchanger - Combustion: Stainless Steel Premix Burner - Induced Draft Blower with adjustable exhaust (front, right side or rear), Inducer Motor Assembly, includes 5' schedule 80 2" CPVC and CPVC Tee - Electrical: Junction Box, Transformer and Wiring Harness - Textured painted steel jacket - Other: Temperature/Pressure Gauge, 30 PSI Safety Relief Valve, Pressure Switch(es), Low Profile Condensate Trap and Air Vent 		

GMGW Series
 NATURAL OR PROPANE
 HOT WATER BOILER



General Information (See IOM for complete instructions)

Clearances	Combustible Materials (Required) (1)	
(1) Required distances measured from boiler.	Top	18" (457 mm)
	Front	Alcove*
	Flue Connector	6" (152 mm)
	Rear	8" (203 mm)
	Control Side	9" (229 mm)
	Other Side	3" (76 mm)

*Definition of Alcove is three sided space with no wall in front of boiler. ANSI standard for alcove is 18 inches from front of appliance to leading edge of side walls as shown in IOM.

Connections	Return/Supply Water	Gas In
GMGWB045FE through GMGWB195FE	1-1/4" NPT	1/2" NPT
GMGWB245FE & GMGWB295FE		3/4" NPT

Electrical 120 Volts AC, 60 hertz, 1 phase, Less than 12 amps (15 amp circuit recommended)

Water Content GMGWB045FE - 2.4 Gallons, GMGWB070FE/GMGWB096FE - 4.0 Gallons, GMGWB120FE/GMGWB145FE - 5.6 Gallons, GMGWB170FE/GMGWB195FE - 7.2 Gallons, GMGWB245FE - 8.8 Gallons, GMGWB295FE - 10.4 Gallons

Dimensions						
Model	A	B	C	D	E	F
GMGWB045FE	11-1/4"	5-5/8"	4"	27-1/8"	20-7/16"	4-15/16"
GMGWB070FE	15-1/8"	7"	5"	28-1/8"	20-15/16"	4-15/16"
GMGWB096FE	15-1/8"	7"	5"	28-1/8"	20-15/16"	4-15/16"
GMGWB120FE	19"	9-1/2"	6"	29-1/8"	21-7/16"	5-7/16"
GMGWB145FE	19"	9-1/2"	6"	29-1/8"	21-7/16"	5-7/16"
GMGWB170FE	22-7/8"	11-3/16"	7"	30-1/8"	21-15/16"	5-15/16"
GMGWB195FE	22-7/8"	11-3/16"	7"	30-1/8"	21-15/16"	5-15/16"
GMGWB245FE	26-3/4"	13-6/16"	8"	31-1/8"	22-7/16"	6-15/16"
GMGWB295FE	30-5/8"	15-5/16"	9"	32-1/8"	22-15/16"	8-15/16"

GMGW SERIES CONTINUED								
(NATURAL GAS - WITH TACO SYSTEM PUMP)								
BOILER MODEL	ITEM NUMBER	TRADE PRICE	INPUT (MBH)	HTG. CAP. (MBH)	AHRI NET (MBH)	AFUE RATING %	NO. OF BRNS.	SHIP WGT.
GMGWB045FE	15B204503110204	\$1,775	45	37	32	82.0%	1	255
GMGWB070FE	15B307003110204	\$1,894	70	57	50	82.0%	2	305
GMGWB096FE	15B309603110204	\$1,998	96	79	69	82.0%	2	310
GMGWB120FE	15B412003110204	\$2,198	120	98	85	82.0%	3	355
GMGWB145FE	15B414503110204	\$2,336	145	119	103	82.0%	3	360
GMGWB170FE	15B517003110204	\$2,625	170	140	122	82.0%	4	420
GMGWB195FE	15B519503110204	\$2,910	195	160	139	82.0%	4	425
GMGWB245FE	15B624503110204	\$3,178	245	201	174	82.0%	5	495
GMGWB295FE	15B729503110204	\$3,390	295	242	210	82.0%	6	555
(USE PARTS MULTIPLIER FOR ALL OF THE FOLLOWING)					PN	TRADE		
GMGWB045FE NATURAL GAS TO LP GAS CONVERSION KIT					550001279	\$46		
GMGWB070FE NATURAL GAS TO LP GAS CONVERSION KIT					550001280	\$46		
GMGWB096FE NATURAL GAS TO LP GAS CONVERSION KIT					550001281	\$46		
GMGWB120FE NATURAL GAS TO LP GAS CONVERSION KIT					550001282	\$54		
GMGWB145FE NATURAL GAS TO LP GAS CONVERSION KIT					550001283	\$54		
GMGWB170FE NATURAL GAS TO LP GAS CONVERSION KIT					550001282	\$54		
GMGWB195FE NATURAL GAS TO LP GAS CONVERSION KIT					550001285	\$51		
GMGWB245FE NATURAL GAS TO LP GAS CONVERSION KIT					550001286	\$51		
GMGWB295FE NATURAL GAS TO LP GAS CONVERSION KIT					550001287	\$60		
GMGWB045FE LP GAS TO NATURAL GAS CONVERSION KIT					550001270	\$49		
GMGWB070FE LP GAS TO NATURAL GAS CONVERSION KIT					550001271	\$49		
GMGWB096FE LP GAS TO NATURAL GAS CONVERSION KIT					550001272	\$49		
GMGWB120FE LP GAS TO NATURAL GAS CONVERSION KIT					550001273	\$51		
GMGWB145FE LP GAS TO NATURAL GAS CONVERSION KIT					550001274	\$51		
GMGWB170FE LP GAS TO NATURAL GAS CONVERSION KIT					550001273	\$51		
GMGWB195FE LP GAS TO NATURAL GAS CONVERSION KIT					550001276	\$51		
GMGWB245FE LP GAS TO NATURAL GAS CONVERSION KIT					550001277	\$71		
GMGWB295FE LP GAS TO NATURAL GAS CONVERSION KIT					550001278	\$58		
COMBUSTIBLE FLOOR PLATE FOR ALL CAPACITIES					14614032	\$96		
GMGW SERIES STANDARD EQUIPMENT								
<u>STANDARD EQUIPMENT:</u>								
- Boiler Control Module: Honeywell integrated High Limit Control, Vent Damper Control and Intermittent Spark Control housed under a protective cover.								
- Heat Exchanger: Cast Iron Sections with Cast Iron Push Nipples.								
- Combustion: Main Gas Burners, Combination 24 Volt Gas Control (Includes: Automatic Gas Valve, Gas Pressure Regulator, Intermittent Pilot, Safety Shutoff, Pilot Flow Adjustment, Pilot Filter)								
- Safety: Spill Switch, Roll-Out Switch, Automatic Vent Damper.								
- Other: Insulated Boiler Jacket, Integral Draft Diverter, Combination Temperature/Pressure Gauge,								

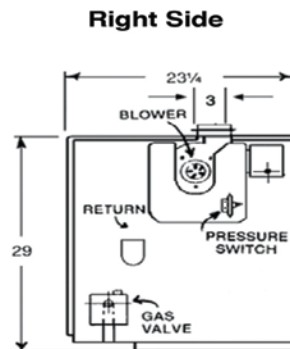
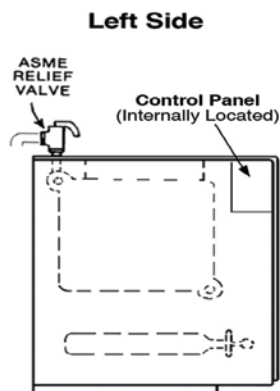
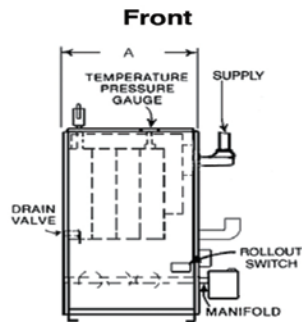
GMPVB Series

NATURAL OR PROPANE
HOT WATER BOILER
INDUCED DRAFT
CHIMNEY/SIDEWALL VENTED



C.S.A. Certified for
Natural gas or
Propane

Tested for 50 psi.
ASME Working
Pressure



General Information (See IOM for complete instructions)

Clearances		Combustible Materials (Required) (1)
		(1) Required distances measured from boiler.
	Top	6" (152 mm)
	Rear	6" (152 mm)
	Control Side	8" (203 mm)
	Opposite Side	6" (152 mm)
	Front (Alcove*)	18" (457 mm)
	Flue/Vent Connector	6" (152 mm)

*Definition of Alcove is three sided space with no wall in front of boiler. ANSI standard for alcove is 18 inches from front of appliance to leading edge of side walls as shown in IOM.

Connections	Return/Supply Water	Gas In
All Models	1-1/4" NPT	1/2" NPT
Electrical	120 Volts AC, 60 hertz, 1 phase, Less than 12 amps (15 amp circuit recommended)	
Water Content	- 4.25 Gallons, GMPVB-150 - 5.50 Gallons, GMPVB-188 - 6.75 Gallons, GMPVB-225 - 8.00 Gallons	

Dimensions			
Model	A (Width)	(Height)	(Depth)
GMPVB-42	11"	29"	23-1/4"
GMPVB-75	14-1/4"		
GMPVB-112	17-1/2"		
GMPVB-150	20-3/4"		
GMPVB-188	24"		
GMPVB-225	27-1/4"		

GMPVB SERIES CONTINUED									
(NATURAL GAS - WITH TACO SYSTEM PUMP)									
BOILER MODEL	ITEM NUMBER	TRADE PRICE	INPUT (MBH)	HTG. CAP. (MBH)	AHRI NET (MBH)	AFUE RATING %	CHIM. CAT. I*	SW CAT. III*	SHIP WGT.
GMPVB-42	FSB204203110204	\$1,929	42	36	31	84.4%	4	3	215
GMPVB-75	FSB307503110204	\$2,175	75	63	55	83.4%	4	3	265
GMPVB-112	FSB411203110204	\$2,400	112	94	82	83.0%	4	3	322
GMPVB-150	FSB515003110204	\$2,685	150	125	109	82.7%	4	3	370
GMPVB-188	FSB618703110204	\$3,145	187	155	135	82.3%	4	4	431
GMPVB-225	FSB722503110204	\$3,445	225	186	162	82.0%	4	4	480

*Chimney Vented - FSB may be chimney vented - Category I or SW - Sidewall Vented - Category III.
 Venting: FSB may be vented horizontally using U.L.. listed ProTech Fas-N-Seal, Flex-L, Star-34, Z-flex Z-Vent or Heat-Fab Saf-T-Vent stainless steel vent pipe. Horizontal venting with a power venter is an alternate method of sidewall venting. FSB may be vented horizontally using single wall galvanized or Type B vent pipe in conjunction with a Field Controls Power Venter, Model SWG-4D (2-5 section) or SWG-5D (6-7 section). See installation manual for regulations and instructions. FSB may be chimney vented in accordance with National Fuel Gas code.

(USE PARTS MULTIPLIER FOR ALL OF THE FOLLOWING)	PN	TRADE
GMPVB NATURAL GAS TO LP GAS CONVERSION KIT (ALL SIZES)	550002722	\$82
GMPVB LP GAS TO NATURAL GAS CONVERSION KIT (ALL SIZES)	43300660	\$90
COMBUSTIBLE FLOOR PLATE FOR ALL CAPACITIES	14614032	\$96
TJERNLUND VH-1-3" SIDE WALL VENT HOOD (FSB 2-5)	14629010	\$229
TJERNLUND VH-1-3" SIDE WALL VENT HOOD (FSB 6-7)	14629011	\$274

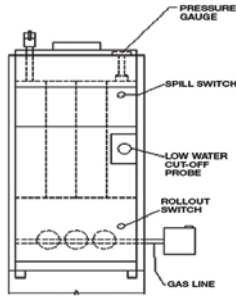
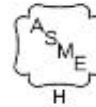
GMPVB SERIES - STANDARD EQUIPMENT

STANDARD EQUIPMENT:

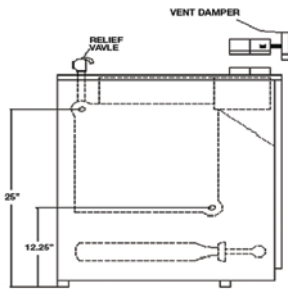
- Boiler Control Module: Recessed Honeywell Control (High Limit/Electronic Ignition Control).
- User Display Interface: Digital Temperature Display.
- Heat Exchanger: Cast Iron Sections with Cast Iron Push Nipples.
- Combustion: Completely Installed and Wired Gas Control System with Titanium Composite Burners and Manifold consisting of: Automatic Redundant Combination Gas Valve, 24 Volt Intermittent Pilot Control, Continuous Retry 100% Shut Off, Combination Pilot Burner/Electrode/Flame Sensor.
- Electrical: 24 Volt Transformer, Service Switch.
- Safety: Flame Roll-Out Safety Shut-Off (Fuse Link) and Pressure Switch (vent safety shutoff) with Spare Fuse Link included.
- Other: Assembled Boiler with Insulated Jacket, Induced Draft Fan, Combination Temperature/Pressure

GMGS Series
 NATURAL OR PROPANE
 STEAM BOILER

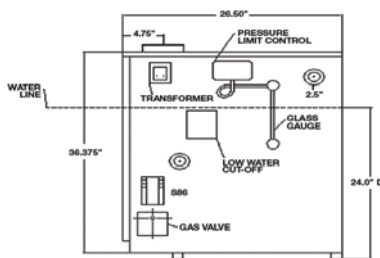
15 PSI
 MAWP



Front



Left Side



Right Side



General Information (See IOM for complete instructions)

Clearances		Combustible Materials (Required) (1)
(1) Required distances measured from boiler.	Top	6" (152 mm)
	Left Side	7" (178 mm)
	Right Side	6" (152 mm)
	Front	Alcove*
	Back	6" (152 mm)
	Flue Connector	6" (152 mm)

*Definition of Alcove is three sided space with no wall in front of boiler. ANSI standard for alcove is 18 inches from front of appliance to leading edge of side walls as shown in IOM.

Connections	Supply	Return
	Two 2-1/2"	Two 2-1/2"

Electrical 120 Volts AC, 60 hertz, 1 phase, Less than 12 amps (15 amp circuit recommended)

Dimensions	
Model	A "Width"
GMGS075E	11-1/4"
GMGS112E	14-1/2"
GMGS150E	17-3/4"
GMGS187E	21"
GMGS225E	24-1/4"
GMGS262E	27-1/2"
GMGS299E	30-3/4"

GMGS SERIES CONTINUED									
(NATURAL GAS)									
BOILER MODEL	ITEM NUMBER	TRADE PRICE	INPUT (MBH)	HTG. CAP. (MBH)	AHRI NET (MBH)	AHRI NET SQ. FT. STEAM	AFUE RATING %	FLUE DIA.	SHIP WGT.
GMGS075E	16B307503100204	\$2,285	75	62	47	196	82.7%	5"	297
GMGS112E	16B411203100204	\$2,555	112	91	68	283	82.0%	6"	368
GMGS150E	16B515003100204	\$2,855	150	122	92	383	82.0%	6"	440
GMGS187E	16B618703100204	\$3,263	187	153	115	479	82.0%	7"	512
GMGS225E	16B722503100204	\$3,645	225	183	137	571	82.0%	7"	584
GMGS262E	16B826203100204	\$4,026	262	214	161	671	82.0%	7"	659
GMGS299E	16B929903100204	\$4,290	299	245	184	767	82.0%	7"	736
(LP GAS)									
Note: These units are not built as LP Gas Models. Ratings shown are for models converted to LP using LP Conversion Kits.									
BOILER MODEL	ITEM NUMBER	TRADE PRICE	INPUT (MBH)	HTG. CAP. (MBH)	AHRI NET (MBH)	AHRI NET SQ. FT. STEAM	AFUE RATING %	FLUE DIA.	SHIP WGT.
GMGS075E	16B307503100204	\$2,285	70	58	44	183	82.7%	5"	297
GMGS112E	16B411203100204	\$2,555	105	85	64	267	80.4%	6"	368
GMGS150E	16B515003100204	\$2,855	140	114	86	358	80.6%	6"	440
GMGS187E	16B618703100204	\$3,263	175	143	107	446	80.9%	7"	512
GMGS225E	16B722503100204	\$3,645	210	171	128	533	81.1%	7"	584
GMGS262E	16B826203100204	\$4,026	245	200	150	625	81.3%	7"	659
GMGS299E	16B929903100204	\$4,290	280	229	172	717	81.5%	7"	736
(USE PARTS MULTIPLIER FOR ALL OF THE FOLLOWING)						PN	TRADE		
3 SECTION NATURAL GAS TO LP GAS CONVERSION KIT						43300723	\$50		
4 SECTION NATURAL GAS TO LP GAS CONVERSION KIT						43300724	\$56		
5 SECTION NATURAL GAS TO LP GAS CONVERSION KIT						43300725	\$50		
6 SECTION NATURAL GAS TO LP GAS CONVERSION KIT						43300726	\$59		
7 SECTION NATURAL GAS TO LP GAS CONVERSION KIT						43300727	\$59		
8 SECTION NATURAL GAS TO LP GAS CONVERSION KIT						43300728	\$59		
9 SECTION NATURAL GAS TO LP GAS CONVERSION KIT						43300729	\$59		
4 SECTION LP GAS TO NATURAL GAS CONVERSION KIT						43300632	\$130		
5 SECTION LP GAS TO NATURAL GAS CONVERSION KIT						43300633	\$130		
6 SECTION LP GAS TO NATURAL GAS CONVERSION KIT						43300634	\$130		
7 SECTION LP GAS TO NATURAL GAS CONVERSION KIT						43300635	\$130		
8 SECTION LP GAS TO NATURAL GAS CONVERSION KIT						43300636	\$130		
9 SECTION LP GAS TO NATURAL GAS CONVERSION KIT						43300637	\$155		
COMBUSTIBLE FLOOR PLATE FOR ALL CAPACITIES						14614032	\$96		
WF2 WATER FEEDER USED WITH PS802 LWCO						1630001	\$465		

GMGS SERIES CONTINUED

GMGS SERIES - STANDARD EQUIPMENT

STANDARD EQUIPMENT:

- Boiler Controls: LWCO (Probe Type), Pressure Limit Control, Steam Pressure Gauge, Gauge Glass.
- Heat Exchanger: Cast Iron Sections with Cast Iron Push Nipples, (2) - 2-1/2" Supply Tappings; (2) - 2-1/2" Return Tappings.
- Combustion: Completely installed and wired gas control system consisting of: Titanium Composite Burners, Gas Manifold with Orifices, Automatic Redundant Combination Gas Valve 24 Volt, with Pilot Filter and Regulator, Intermittent Pilot Control, Continuous Retry 100% Shut-Off, Combination Pilot Burner/Electrode/Flame Sensor and Integral Draft Diverter
- Electrical: 24 Volt Transformer.
- Safety: Flame Roll-Out Safety Shut-Off Fuse Link (Roll-Out Switch) and Blocked Vent Safety Shut-Off Manual Reset Disc Thermostat (Spill Switch) with Spare Fuse Link included. 15 psi ASME Pop Safety Valve.
- Other: Cast Iron Boiler with Insulated Jacket; Boiler Drain.