


Trade Price Book - 2018

Effective 6/18/18



Pennco P90 Series



16 Series
Gas-Fired Steam Boiler



15B Series II
Gas-Fired Water Boiler



FSB Series II
Gas-Fired Water Boiler



Keystone Water Series II
Oil-Fired water Boiler



41K Commercial
Gas-Fired Steam Boiler



Keystone Steam V Series
Oil-Fired Steam Boiler

Customer Service Technical Support

Phone: 800-325-5479
Fax: 315-724-9319/866-432-7329
www.pennco boilers.com

Corporate Sales

Phone: 877-386-5475
Fax: 716-366-4670

Literature

literature@ecrinternational.com



ECR International: 2201 Dwyer Avenue, Utica, NY 13501
Tel. 315 797 1310 or 800 325 5479 Fax. 315 724 9319 www.ecrinternational.com

P/N 240004966 Rev. F 7/18

TABLE OF CONTENTS

Terms & RMA Policy	3-4
Gas-Fired Condensing Boilers	
P90 Series	5-7
Gas Cast Iron Boilers	
15B Series II	8-11
FSB Series II	12-14
16 Series	15-17
41K Steam	18-19
Oil Cast Iron Boilers	
Keystone Water Series II	20-22
Keystone Water Series II Hydrolevel Control	23-25
Keystone Steam KSC IV Series	26-27
H2O Glass Lined Indirect Hot Water Heater	28
Accessories	29

TERMS & CONDITIONS OF SALE - GENERAL TERMS

PRICES & SPECIFICATIONS: All pricing and specifications subject to change without notice. The prices herein supersede all prior quotations.

PAYMENT TERMS: Net 30 Days

ORDERS: Orders will be accepted on the basis of prices in effect at the time the order is received. No order or contract will become an obligation on our part until accepted by the General Sales Department. ECR International shall not be liable for any delay or failure in the delivery or shipment of goods due to any cause or causes beyond its control.

TAXES: Add to the prices and terms quoted any manufacturers' or sales tax payable on the transaction under any effective statute.

SHIPMENT

TRUCK LOADS: \$40,000 Net Order Value - Freight Prepaid. Indirect Water Heaters and Commercial Boiler lines can be added to any residential order for freight purposes.

Authorized Distributors can combine Argo, Airco, Dunkirk, EMI, Olsen, Pennco and Utica and on one purchase order to earn free freight.

Stop off charges of \$150 will apply to stop off locations within 100 miles of final destination. Please call for pricing for stop off special handling for a location further than 100 miles or for special handling pricing for services such as lift gate, unloading assistance, etc.

LESS THAN TRUCKLOAD SHIPMENT: F.O.B. ECR INTERNATIONAL - FACTORY OR WAREHOUSE

ORDER INFORMATION CHECKLIST

The following information must be included on equipment or parts orders to insure proper shipment & invoicing:

- 1) Purchase Order Number
- 2) Bill To Address
- 3) Ship To Address
- 4) Method of Shipment (i.e. - trailer load, UPS, etc.)
- 5) Requested Ship Date
- 6) Special Instructions (i.e. - "Carrier to call...")
- 7) Pricing
- 8) Product Description (i.e. - Model, Size, Series, etc.)
- 9) Fuel Characteristics (i.e. Oil, Natural Gas, Propane)
- 10) Electrical Characteristics (i.e. - Operating Voltage, Cycles, Phases, etc.)
- 11) Non-Standard Equipment (Indicate "Optional" when substituted for standard equipment at extra cost listed. added to standard equipment).
- 12) Kits or Parts (Orders for kits or parts must indicate equipment size and series).
- 13) Send orders to:

E-Mail: ecrorderentry@ecrinternational.com

Fax: 315-724-9319

- 14) Please note the following Remit To Address:

**ECR International, Inc.
P.O. Box 8000 Department 039
Buffalo, NY 14267**

Continued on Next Page

TERMS & CONDITIONS OF SALE - GENERAL TERMS CONTINUED
U.S. DISTRIBUTOR - RETURN MATERIAL POLICY - EFFECTIVE 8/18/2014

To assist in providing the best service to our valued customers, ECR International has developed the following guidelines to help you in the unlikely event that you will need to return merchandise purchased from us. These guidelines have been developed after carefully reviewing common industry practice. We trust that you find them fair and easy to follow.

Prior Approval Required - All returns for exchange, credit, repair service or warranty claim must be approved by ECR and require an RMA number prior to return of the material. A request must be completed via ECR International's online web portal. Please log on to www.ecrcustomerportal.com (hyperlink below) to complete your request for return. If you do not already have access to the customer web portal please contact ECR Customer Service at 1-800-325-5479 to be set-up.

Eligibility - An RMA Request must be received within 60 days from the date of invoice for returns of New & Unused product in original packaging. A restocking fee of 15% will be charged for all new and unused returns that are approved for return. Special Order Products (items not offered as standard in ECR trade price book) are not eligible for return as new and unused product. Request for Warranty Returns must be made within the period covered by the warranty and must fall under the terms and conditions specified in the warranty.

Repair Service - Request for repair or rework of product damaged by customer is classified as Repair Service. Repair Service is billed at \$75.00 per hour for labor and net price for parts used in repair/rework. ECR's Return Material (RM) department will evaluate the items returned for repair service. The customer will receive an estimate for the dollar amount, determined by ECR's RM department, required to complete the repairs requested. A Purchase Order (PO) from the customer for that amount will be required before any work is performed.

RMA Expiration - Once the RMA number is issued, the product must be returned within 90 days of the RMA date, or the RMA will be canceled. Products approved for return that are received after 90 days from the RMA date will not be accepted.

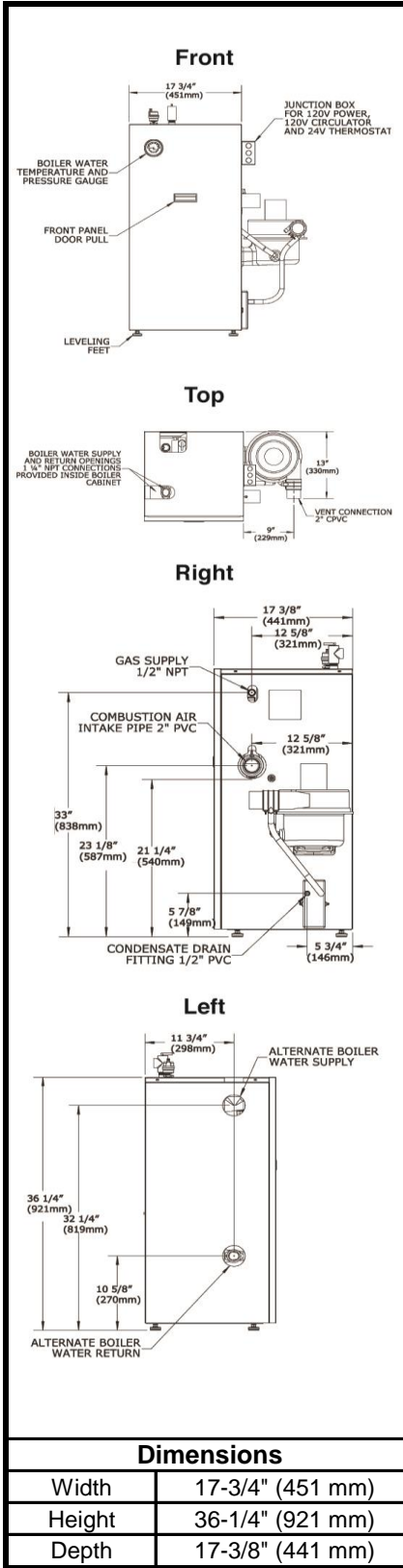
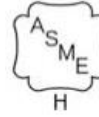
Shipping & Packaging - All returns must have a valid RMA number clearly displayed on the exterior of the package or the package will not be accepted. All returns of new and unused product must be in the original packaging. All returns must be shipped prepaid by the customer unless otherwise directed by ECR as indicated on the RMA Verification. Ship all approved return material to the facility indicated on the approved RMA Request by the date indicated.

Replacement Product - If replacement product is desired it must be indicated on the RMA Request. A PO# is required for the replacement shipment and must be indicated on the RMA Request. All replacement products will be invoiced at the time of shipment. ECR will pay the ground freight for all warranty replacements.

Application of Credit - Credit for returned product will be applied to the customer's account (less restocking fees for New and Unused returns) only after confirmation of receipt by ECR and inspection of the product. Issuance of a credit for a partial return of product does not relieve the customer from the obligation to remit payment for the merchandise not returned in accordance with the payment terms referenced on the customer's invoice(s). Customer will have the option to have any product that is denied for credit returned at their expense.

<http://www.ecrcustomerportal.com>

P90-100 SERIES
NATURAL OR PROPANE
CONDENSING
HOT WATER BOILER



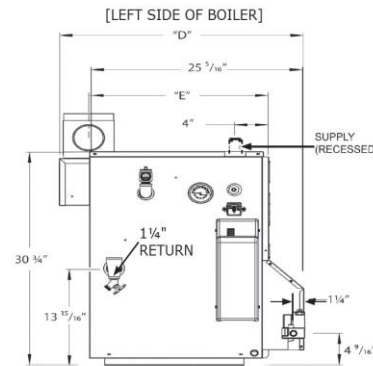
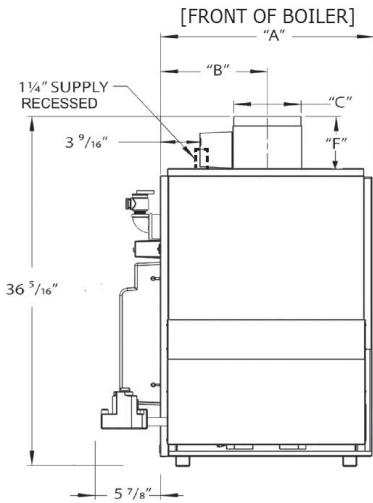
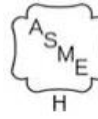
General Information (See IOM for complete instructions)

Clearances	Combustible Materials (Required) (1)		Service (2)	
	(1) Required distances measured from boiler.	Top	1" (26 mm)	8" (204 mm)
Left Side		1" (26 mm)	N/A	
Right Side		11" (280 mm)	N/A	
Base		1" (26 mm)	N/A	
Front		1" (26 mm)	24" (610 mm)	
Back		1" (26 mm)	N/A	
(2) Service, proper operation clearance recommendation.	Combustion Air/Vent Piping	0" (0 mm)		N/A
	Combustion Air & Vent Pipe Equivalent Length (Schedule 40 PVC)	2" Pipe	2" Pipe	3" Pipe
050		100	050	100
075			075	
Min. Length		2 Ft. (.61 m)	2 Ft. (.61 m)	20 Ft. (6.09 m)
Max. Length	26 Ft. (7.92 m)	21 Ft. (6.40 m)	112 Ft. (34.14 m)	92 Ft. (28.04 m)
	Note: Refer to IOM and vent pipe manufacturer's instructions for equivalent vent lengths and alternate venting materials.			
Connections	Return/Supply Water	Gas In	Condensate Drain	
Dimensions	050/075/100	1-1/4" NPT	1/2" NPT	1/2" CPVC Stub
Width	17-3/4" (451 mm)	Electrical 120 Volts AC, 60 hertz, 1 phase, Less than 12 amps (15 amp circuit recommended)		
Height	36-1/4" (921 mm)			
Depth	17-3/8" (441 mm)	Water Content 050/075/100 - 2.6 Gallons		

P90-100 SERIES CONTINUED								
(NATURAL GAS - LESS SYSTEM PUMP)								
BOILER MODEL	ITEM NUMBER	TRADE PRICE	INPUT (MBH)	HTG. CAP. (MBH)	AHRI NET (MBH)	AFUE RATING %	FLUE DIA.	SHIP WGT.
P90-50	Q90205003200407	\$3,180	50	45	39	90	2" or 3"	256
P90-75	Q90207503200407	\$3,180	75	68	59	90	2" or 3"	256
P90-100	Q90210003200407	\$3,180	100	90	78	90	2" or 3"	256
(NATURAL GAS - WITH TACO SYSTEM PUMP)								
BOILER MODEL	ITEM NUMBER	TRADE PRICE	INPUT (MBH)	HTG. CAP. (MBH)	AHRI NET (MBH)	AFUE RATING %	FLUE DIA.	SHIP WGT.
P90-50	Q90205003210407	\$3,246	50	45	39	90	2" or 3"	256
P90-75	Q90207503210407	\$3,246	75	68	59	90	2" or 3"	256
P90-100	Q90210003210407	\$3,246	100	90	78	90	2" or 3"	256
(NATURAL GAS - WITH GRUNDFOS SYSTEM PUMP)								
BOILER MODEL	ITEM NUMBER	TRADE PRICE	INPUT (MBH)	HTG. CAP. (MBH)	AHRI NET (MBH)	AFUE RATING %	FLUE DIA.	SHIP WGT.
P90-50	Q90205003220407	\$3,246	50	45	39	90	2" or 3"	256
P90-75	Q90207503220407	\$3,246	75	68	59	90	2" or 3"	256
P90-100	Q90210003220407	\$3,246	100	90	78	90	2" or 3"	256
(LP GAS - LESS SYSTEM PUMP)								
BOILER MODEL	ITEM NUMBER	TRADE PRICE	INPUT (MBH)	HTG. CAP. (MBH)	AHRI NET (MBH)	AFUE RATING %	FLUE DIA.	SHIP WGT.
P90-50	Q90205013200407	\$3,180	50	45	39	90	2" or 3"	256
P90-75	Q90207513200407	\$3,180	75	68	59	90	2" or 3"	256
P90-100	Q90210013200407	\$3,180	100	90	78	90	2" or 3"	256
(LP GAS - WITH TACO SYSTEM PUMP)								
BOILER MODEL	ITEM NUMBER	TRADE PRICE	INPUT (MBH)	HTG. CAP. (MBH)	AHRI NET (MBH)	AFUE RATING %	FLUE DIA.	SHIP WGT.
P90-50	Q90205013210407	\$3,246	50	45	39	90	2" or 3"	256
P90-75	Q90207513210407	\$3,246	75	68	59	90	2" or 3"	256
P90-100	Q90210013210407	\$3,246	100	90	78	90	2" or 3"	256
(LP GAS - WITH GRUNDFOS SYSTEM PUMP)								
BOILER MODEL	ITEM NUMBER	TRADE PRICE	INPUT (MBH)	HTG. CAP. (MBH)	AHRI NET (MBH)	AFUE RATING %	FLUE DIA.	SHIP WGT.
P90-50	Q90205013220407	\$3,246	50	45	39	90	2" or 3"	256
P90-75	Q90207513220407	\$3,246	75	68	59	90	2" or 3"	256
P90-100	Q90210013220407	\$3,246	100	90	78	90	2" or 3"	256

P90-100 SERIES CONTINUED		
(USE PARTS MULTIPLIER FOR ALL OF THE FOLLOWING)	PN	TRADE
CONCENTRIC VENT KIT 3"	29571	\$222
CONCENTRIC VENT KIT 2"	29570	\$222
ARGO AMB MULTIPLE BOILER CONTROL (INCLUDES OUTDOOR RESET, PRIORITY OVERRIDE, LEAD BOILER RUN TIME ROTATION):		
AMB8A TO ALLOW STAGE FIRING OF UP TO 8 BOILERS	AMB8AD	\$1,000
CONVERSION KIT NAT. TO LP P90-50 0' - 10,000'	550002631	\$77
CONVERSION KIT NAT. TO LP P90-75 5,000' - 10,000'	550002629	\$77
CONVERSION KIT NAT. TO LP P90-75 0' - 5,000'	550002630	\$77
CONVERSION KIT NAT. TO LP P90-100 0' - 10,000'	550002700	\$77
CONVERSION KIT LP TO NAT. P90-50 0' - 10,000'	550002635	\$77
CONVERSION KIT LP TO NAT. P90-75 0' - 10,000'	550002634	\$77
CONVERSION KIT LP TO NAT. P90-100 0' - 10,000'	550002701	\$77
2" CPVC 45° ELBOW (P90-100 Series)	14631702	\$38
2" CPVC 90° ELBOW (P90-100 Series)	240009663	\$27
2" CPVC TEE, SCHEDULE 80 (P90-100 Series)	240006819	\$37
2" CPVC COUPLING (P90-100 Series)	240006822	\$24
FILL-TROL #110 FOR WATER BOILERS 150 MBH OR LESS	14624002	\$297
FILL-TROL #111 FOR WATER BOILERS OVER 150 MBH	14624003	\$400
P90-100 SERIES - STANDARD EQUIPMENT		
<u>STANDARD EQUIPMENT:</u>		
<ul style="list-style-type: none"> - Boiler Control Module: HSI Integrated Boiler Control - Combination Hydrolevel High Limit with LWCO with boiler water temperature reset feature - Heat Exchanger: Cast Aluminum Heat Exchanger - Combustion: Stainless Steel Premix Burner - Induced Draft Blower with adjustable exhaust (front, right side or rear), Inducer Motor Assembly, includes 5' schedule 80 2" CPVC and CPVC Tee - Electrical: Junction Box, Transformer and Wiring Harness - Textured painted steel jacket - Other: Temperature/Pressure Gauge, 30 PSI Safety Relief Valve, Pressure Switch(es), Low Profile Condensate Trap and Air Vent 		

15B SERIES II
 NATURAL OR PROPANE
 HOT WATER BOILER



General Information (See IOM for complete instructions)

Clearances	Combustible Materials (Required) (1)	
	(1) Required distances measured from boiler.	Top
	Front	Alcove*
	Flue Connector	6" (152 mm)
	Rear	8" (203 mm)
	Control Side	9" (229 mm)
	Other Side	3" (76 mm)

*Definition of Alcove is three sided space with no wall in front of boiler. ANSI standard for alcove is 18 inches from front of appliance to leading edge of side walls as shown in IOM.

PLEASE NOTE: All installations on a combustible floor require combustible floor base. See page 11 for information*

Connections	Return/Supply Water	Gas In
15B045, 15B070, 15B096, 15B120, 15B145, 15B170, 15B195	1-1/4" NPT	1/2" NPT
15B245 & 15B295		3/4" NPT
Electrical	120 Volts AC, 60 hertz, 1 phase, Less than 12 amps (15 amp circuit recommended)	
Water Content	15B045 - 2.4 Gallons, 15B070/15B096 - 4.0 Gallons, 15B120/15B145 - 5.6 Gallons, 15B170/15B195 - 7.2 Gallons, 15B245 - 8.8 Gallons, 15B295 - 10.4 Gallons	

Dimensions						
Model	A	B	C	D	E	F
15B045FE	11-1/4"	5-5/8"	4"	27-1/8"	20-7/16"	4-15/16"
15B070FE	15-1/8"	7"	5"	28-1/8"	20-15/16"	4-15/16"
15B096FE	15-1/8"	7"	5"	28-1/8"	20-15/16"	4-15/16"
15B120FE	19"	9-1/2"	6"	29-1/8"	21-7/16"	5-7/16"
15B145FE	19"	9-1/2"	6"	29-1/8"	21-7/16"	5-7/16"
15B170FE	22-7/8"	11-3/16"	7"	30-1/8"	21-15/16"	5-15/16"
15B195FE	22-7/8"	11-3/16"	7"	30-1/8"	21-15/16"	5-15/16"
15B245FE	26-3/4"	13-6/16"	8"	31-1/8"	22-7/16"	6-15/16"
15B295FE	30-5/8"	15-5/16"	9"	32-1/8"	22-15/16"	8-15/16"

15B SERIES II CONTINUED								
(NATURAL GAS - HONEYWELL WITH HYDROLEVEL LWCO CONTROL - LESS SYSTEM PUMP)								
BOILER MODEL	ITEM NUMBER	TRADE PRICE	INPUT (MBH)	HTG. CAP. (MBH)	AHRI NET (MBH)	AFUE RATING %	NO. OF BRNS.	SHIP WGT.
15B045FE	15B204503700207	\$1,812	45	37	32	82.0%	1	255
15B070FE	15B307003700207	\$1,939	70	57	50	82.0%	2	305
15B096FE	15B309603700207	\$2,049	96	79	69	82.0%	2	310
15B120FE	15B412003700207	\$2,261	120	98	85	82.0%	3	355
15B145FE	15B414503700207	\$2,407	145	119	103	82.0%	3	360
15B170FE	15B517003700207	\$2,713	170	140	122	82.0%	4	420
15B195FE	15B519503700207	\$3,018	195	160	139	82.0%	4	425
15B245FE	15B624503700207	\$3,300	245	201	174	82.0%	5	495
15B295FE	15B729503700207	\$3,525	295	242	210	82.0%	6	555
(NATURAL GAS - HONEYWELL WITH HYDROLEVEL LWCO CONTROL - TACO SYSTEM PUMP)								
BOILER MODEL	ITEM NUMBER	TRADE PRICE	INPUT (MBH)	HTG. CAP. (MBH)	AHRI NET (MBH)	AFUE RATING %	NO. OF BRNS.	SHIP WGT.
15B045FE	15B204503710207	\$1,883	45	37	32	82.0%	1	255
15B070FE	15B307003710207	\$2,009	70	57	50	82.0%	2	305
15B096FE	15B309603710207	\$2,120	96	79	69	82.0%	2	310
15B120FE	15B412003710207	\$2,332	120	98	85	82.0%	3	355
15B145FE	15B414503710207	\$2,478	145	119	103	82.0%	3	360
15B170FE	15B517003710207	\$2,785	170	140	122	82.0%	4	420
15B195FE	15B519503710207	\$3,087	195	160	139	82.0%	4	425
15B245FE	15B624503710207	\$3,372	245	201	174	82.0%	5	495
15B295FE	15B729503710207	\$3,596	295	242	210	82.0%	6	555
(NATURAL GAS - HONEYWELL WITH HYDROLEVEL LWCO CONTROL - GRUNDFOS SYSTEM PUMP)								
BOILER MODEL	ITEM NUMBER	TRADE PRICE	INPUT (MBH)	HTG. CAP. (MBH)	AHRI NET (MBH)	AFUE RATING %	NO. OF BRNS.	SHIP WGT.
15B045FE	15B204503720207	\$1,883	45	37	32	82.0%	1	255
15B070FE	15B307003720207	\$2,009	70	57	50	82.0%	2	305
15B096FE	15B309603720207	\$2,120	96	79	69	82.0%	2	310
15B120FE	15B412003720207	\$2,332	120	98	85	82.0%	3	355
15B145FE	15B414503720207	\$2,478	145	119	103	82.0%	3	360
15B170FE	15B517003720207	\$2,785	170	140	122	82.0%	4	420
15B195FE	15B519503720207	\$3,087	195	160	139	82.0%	4	425
15B245FE	15B624503720207	\$3,372	245	201	174	82.0%	5	495
15B295FE	15B729503720207	\$3,596	295	242	210	82.0%	6	555
(LP GAS - HONEYWELL WITH HYDROLEVEL LWCO CONTROL - LESS SYSTEM PUMP)								
BOILER MODEL	ITEM NUMBER	TRADE PRICE	INPUT (MBH)	HTG. CAP. (MBH)	AHRI NET (MBH)	AFUE RATING %	NO. OF BRNS.	SHIP WGT.
15B045FE	15B204513700207	\$1,862	45	37	32	82.0%	1	255
15B070FE	15B307013700207	\$1,987	70	57	50	82.0%	2	305
15B096FE	15B309613700207	\$2,099	96	79	69	82.0%	2	310
15B120FE	15B412013700207	\$2,311	120	98	85	82.0%	3	355
15B145FE	15B414513700207	\$2,456	145	119	103	82.0%	3	360
15B170FE	15B517013700207	\$2,763	170	140	122	82.0%	4	420
15B195FE	15B519513700207	\$3,066	195	160	139	82.0%	4	425
15B245FE	15B624513700207	\$3,350	245	201	174	82.0%	5	495
15B295FE	15B729513700207	\$3,574	295	242	210	82.0%	6	555

(LP GAS - HONEYWELL WITH HYDROLEVEL LWCO CONTROL - TACO SYSTEM PUMP)								
BOILER MODEL	ITEM NUMBER	TRADE PRICE	INPUT (MBH)	HTG. CAP. (MBH)	AHRI NET (MBH)	AFUE RATING %	NO. OF BRNS.	SHIP WGT.
15B045FE	15B204513710207	\$1,932	45	37	32	82.0%	1	255
15B070FE	15B307013710207	\$2,058	70	57	50	82.0%	2	305
15B096FE	15B309613710207	\$2,169	96	79	69	82.0%	2	310
15B120FE	15B412013710207	\$2,382	120	98	85	82.0%	3	355
15B145FE	15B414513710207	\$2,528	145	119	103	82.0%	3	360
15B170FE	15B517013710207	\$2,834	170	140	122	82.0%	4	420
15B195FE	15B519513710207	\$3,137	195	160	139	82.0%	4	425
15B245FE	15B624513710207	\$3,422	245	201	174	82.0%	5	495
15B295FE	15B729513710207	\$3,645	295	242	210	82.0%	6	555
(LP GAS - HONEYWELL WITH HYDROLEVEL LWCO CONTROL - GRUNDFOS SYSTEM PUMP)								
BOILER MODEL	ITEM NUMBER	TRADE PRICE	INPUT (MBH)	HTG. CAP. (MBH)	AHRI NET (MBH)	AFUE RATING %	NO. OF BRNS.	SHIP WGT.
15B045FE	15B204513720207	\$1,932	45	37	32	82.0%	1	255
15B070FE	15B307013720207	\$2,097	70	57	50	82.0%	2	305
15B096FE	15B309613720207	\$2,169	96	79	69	82.0%	2	310
15B120FE	15B412013720207	\$2,382	120	98	85	82.0%	3	355
15B145FE	15B414513720207	\$2,528	145	119	103	82.0%	3	360
15B170FE	15B517013720207	\$2,834	170	140	122	82.0%	4	420
15B195FE	15B519513720207	\$3,137	195	160	139	82.0%	4	425
15B245FE	15B624513720207	\$3,422	245	201	174	82.0%	5	495
15B295FE	15B729513720207	\$3,646	295	242	210	82.0%	6	555
(USE PARTS MULTIPLIER FOR ALL OF THE FOLLOWING)						PN	TRADE	
COMBUSTIBLE FLOOR PLATE 15B045FE			See note below*			325-2-8.01	\$217	
COMBUSTIBLE FLOOR PLATE 15B070FE						325-2-8.02	\$227	
COMBUSTIBLE FLOOR PLATE 15B096FE						325-2-8.02	\$227	
COMBUSTIBLE FLOOR PLATE 15B120FE						325-2-8.03	\$249	
COMBUSTIBLE FLOOR PLATE 15B145FE						325-2-8.03	\$249	
COMBUSTIBLE FLOOR PLATE 15B170FE						325-2-8.04	\$249	
COMBUSTIBLE FLOOR PLATE 15B195FE						325-2-8.04	\$249	
COMBUSTIBLE FLOOR PLATE 15B245FE						325-2-8.05	\$277	
COMBUSTIBLE FLOOR PLATE 15B295FE						325-2-8.06	\$304	
15B045FE NATURAL GAS TO LP GAS CONVERSION KIT						550001279	\$47	
15B070FE NATURAL GAS TO LP GAS CONVERSION KIT						550001280	\$47	
15B096FE NATURAL GAS TO LP GAS CONVERSION KIT						550001281	\$47	
15B120FE NATURAL GAS TO LP GAS CONVERSION KIT						550001282	\$56	
15B145FE NATURAL GAS TO LP GAS CONVERSION KIT						550001283	\$56	
15B170FE NATURAL GAS TO LP GAS CONVERSION KIT						550001282	\$56	
15B195FE NATURAL GAS TO LP GAS CONVERSION KIT						550001285	\$56	
15B245FE NATURAL GAS TO LP GAS CONVERSION KIT						550001286	\$56	
15B295FE NATURAL GAS TO LP GAS CONVERSION KIT						550001287	\$62	
15B045FE LP GAS TO NATURAL GAS CONVERSION KIT						550001270	\$50	
15B070FE LP GAS TO NATURAL GAS CONVERSION KIT						550001271	\$50	
15B096FE LP GAS TO NATURAL GAS CONVERSION KIT						550001272	\$50	
15B120FE LP GAS TO NATURAL GAS CONVERSION KIT						550001273	\$53	
15B145FE LP GAS TO NATURAL GAS CONVERSION KIT						550001274	\$53	
15B170FE LP GAS TO NATURAL GAS CONVERSION KIT						550001273	\$53	
15B195FE LP GAS TO NATURAL GAS CONVERSION KIT						550001276	\$53	
15B245FE LP GAS TO NATURAL GAS CONVERSION KIT						550001277	\$60	
15B295FE LP GAS TO NATURAL GAS CONVERSION KIT						550001278	\$60	

15B SERIES II STANDARD EQUIPMENT

STANDARD EQUIPMENT:

- Boiler Control Module: Honeywell Control with digital display and diagnostics, monitors water temperature and delays burner from starting until the residual heat energy within the boiler is consumed. Features a built-in low water cut-off (LWCO) to protect the boiler from potentially dangerous low water conditions.- Heat Exchanger: Cast Iron Sections with Cast Iron Push Nipples.
- Combustion: Main Gas Burners, Combination 24 Volt Gas Control (Includes: Automatic Gas Valve, Gas Pressure Regulator, Intermittent Pilot, Safety Shutoff, Pilot Flow Adjustment, Pilot Filter)
- Safety: Spill Switch, Roll-Out Switch, Automatic Vent Damper.
- Other: Insulated Boiler Jacket, Integral Draft Diverter, Combination Temperature/Pressure Gauge,

***COMBUSTIBLE FLOOR REQUIREMENTS:**

PLEASE NOTE: A central heating boiler shall be installed in accordance with the instructions manual in one (1) of the two (2) following manners. Boilers cannot be installed on carpeting with or without the base or any combustible flooring.

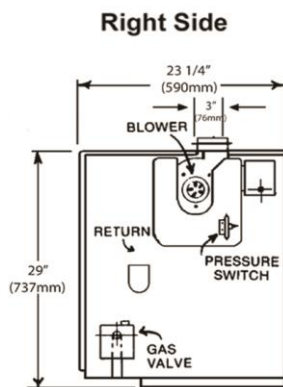
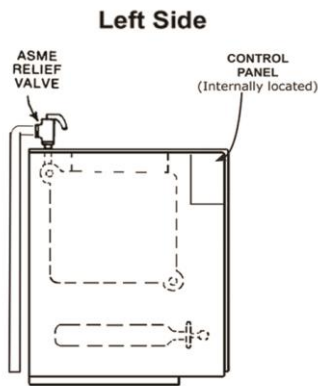
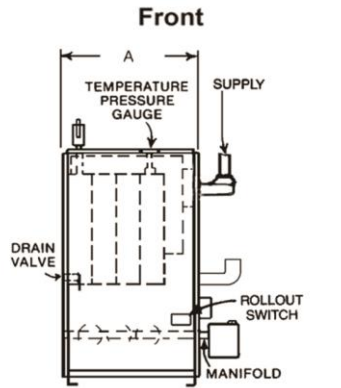
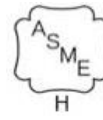
1) For installations on combustible flooring a special base part number 325-2-8.01 (1, 2, 3, 4, 5, 6) MUST be used and available through the distributor.

(or)

2) NFPA / ANSI Z223.1, 2015 Edition - section 10.3.3 on a fire resistive slab or 4 inch (1000 mm) minimum cinder block, unsealed and joints matched for air circulation or equivalent 2-hour fire rated assembly, covered with sheet metal 0.0195 (0.50 mm) minimum thickness.

For questions on boiler placement or combustible floor requirements please call 1-800-253-7900.

FSB SERIES II
 NATURAL OR PROPANE
 HOT WATER BOILER
 INDUCED DRAFT
 CHIMNEY/SIDEWALL VENTED



General Information (See IOM for complete instructions)

Clearances		Combustible Materials (Required) (1)
		(1) Required distances measured from boiler.
	Top	6" (152 mm)
	Rear	6" (152 mm)
	Control Side	8" (203 mm)
	Opposite Side	6" (152 mm)
	Front (Alcove*)	18" (457 mm)
	Flue/Vent Connector	6" (152 mm)

*Definition of Alcove is three sided space with no wall in front of boiler. ANSI standard for alcove is 18 inches from front of appliance to leading edge of side walls as shown in IOM.

PLEASE NOTE: All installations on a combustible floor require combustible floor base. See page 14 for information*

Connections	Return/Supply Water	Gas In
All Models	1-1/4" NPT	1/2" NPT
Electrical	120 Volts AC, 60 hertz, 1 phase, Less than 12 amps (15 amp circuit recommended)	
Water Content	FSB-2 - 1.75 Gallons, FSB-3 - 3.00 Gallons, FSB-4 - 4.25 Gallons, FSB-5 - 5.50 Gallons, FSB-6 - 6.75 Gallons, FSB-7 - 8.00 Gallons	

Dimensions

Model	A (Width)	(Height)	(Depth)
FSB-2	11"	29"	23-1/4"
FSB-3	14-1/4"		
FSB-4	17-1/2"		
FSB-5	20-3/4"		
FSB-6	24"		
FSB-7	27-1/4"		

FSB SERIES II CONTINUED									
(NATURAL GAS - WITH TACO SYSTEM PUMP)									
BOILER MODEL	ITEM NUMBER	TRADE PRICE	INPUT (MBH)	HTG. CAP. (MBH)	AHRI NET (MBH)	AFUE RATING %	CHIM. CAT. I*	SW CAT. III*	SHIP WGT.
FSB-2	FSB204203110207	\$2,087	42	36	31	84.4%	4	3	215
FSB-3	FSB307503110207	\$2,354	75	63	55	83.4%	4	3	265
FSB-4	FSB411203110207	\$2,597	112	94	82	83.0%	4	3	322
FSB-5	FSB515003110207	\$2,906	150	125	109	82.7%	4	3	370
FSB-6	FSB618703110207	\$3,403	187	155	135	82.3%	4	4	431
FSB-7	FSB722503110207	\$3,727	225	186	162	82.0%	4	4	480
(NATURAL GAS - WITH GRUNDFOS SYSTEM PUMP)									
BOILER MODEL	ITEM NUMBER	TRADE PRICE	INPUT (MBH)	HTG. CAP. (MBH)	AHRI NET (MBH)	AFUE RATING %	CHIM. CAT. I*	SW CAT. III*	SHIP WGT.
FSB-2	FSB204203120207	\$2,087	42	36	31	84.4%	4	3	215
FSB-3	FSB307503120207	\$2,354	75	63	55	83.4%	4	3	265
FSB-4	FSB411203120207	\$2,597	112	94	82	83.0%	4	3	322
FSB-5	FSB515003120207	\$2,906	150	125	109	82.7%	4	3	370
FSB-6	FSB618703120207	\$3,403	187	155	135	82.3%	4	4	431
FSB-7	FSB722503120207	\$3,727	225	186	162	82.0%	4	4	480
(LP GAS - WITH TACO SYSTEM PUMP)									
BOILER MODEL	ITEM NUMBER	TRADE PRICE	INPUT (MBH)	HTG. CAP. (MBH)	AHRI NET (MBH)	AFUE RATING %	CHIM. CAT. I*	SW CAT. III*	SHIP WGT.
FSB-2	FSB204213110207	\$2,138	42	36	31	84.4%	4	3	215
FSB-3	FSB307513110207	\$2,403	75	63	55	83.4%	4	3	265
FSB-4	FSB411213110207	\$2,648	112	94	82	83.0%	4	3	322
FSB-5	FSB515013110207	\$2,957	150	125	109	82.7%	4	3	370
FSB-6	FSB618713110207	\$3,454	187	155	135	82.3%	4	4	431
FSB-7	FSB722513110207	\$3,778	225	186	162	82.0%	4	4	480
(LP GAS - WITH GRUNDFOS SYSTEM PUMP)									
BOILER MODEL	ITEM NUMBER	TRADE PRICE	INPUT (MBH)	HTG. CAP. (MBH)	AHRI NET (MBH)	AFUE RATING %	CHIM. CAT. I*	SW CAT. III*	SHIP WGT.
FSB-2	FSB204213120207	\$2,138	42	36	31	84.4%	4	3	215
FSB-3	FSB307513120207	\$2,403	75	63	55	83.4%	4	3	265
FSB-4	FSB411213120207	\$2,648	112	94	82	83.0%	4	3	322
FSB-5	FSB515013120207	\$2,957	150	125	109	82.7%	4	3	370
FSB-6	FSB618713120207	\$3,454	187	155	135	82.3%	4	4	431
FSB-7	FSB722513120207	\$3,778	225	186	162	82.0%	4	4	480

*Chimney Vented - FSB may be chimney vented - Category I or SW - Sidewall Vented - Category III.
 Venting: FSB may be vented horizontally using U.L. listed ProTech Fas-N-Seal, Flex-L, Star-34, Z-flex Z-Vent or Heat-Fab Saf-T-Vent stainless steel vent pipe. Horizontal venting with a power venter is an alternate method of sidewall venting. FSB may be vented horizontally using single wall galvanized or Type B vent pipe in conjunction with a Field Controls Power Venter, Model SWG-4D (2-5 section) or SWG-5D (6-7 section). See installation manual for regulations and instructions. FSB may be chimney vented in accordance with National Fuel Gas code.

FSB SERIES II CONTINUED

(USE PARTS MULTIPLIER FOR ALL OF THE FOLLOWING)	PN	TRADE
FSB NATURAL GAS TO LP GAS CONVERSION KIT (ALL SIZES)	550002722	\$84
FSB LP GAS TO NATURAL GAS CONVERSION KIT (ALL SIZES)	43300660	\$92
COMBUSTIBLE FLOOR PLATE FOR ALL CAPACITIES	See below*	
TJERNLUND VH-1-3" SIDE WALL VENT HOOD (FSB 2-5)	14629010	\$234
TJERNLUND VH-1-3" SIDE WALL VENT HOOD (FSB 6-7)	14629011	\$279

FSB SERIES II - STANDARD EQUIPMENT

STANDARD EQUIPMENT:

- Boiler Control Module: Recessed Honeywell Control (High Limit/Electronic Ignition Control).
- User Display Interface: Digital Temperature Display.
- Heat Exchanger: Cast Iron Sections with Cast Iron Push Nipples.
- Combustion: Completely Installed and Wired Gas Control System with Titanium Composite Burners and Manifold consisting of: Automatic Redundant Combination Gas Valve, 24 Volt Intermittent Pilot Control, Continuous Retry 100% Shut Off, Combination Pilot Burner/Electrode/Flame Sensor.
- Electrical: 24 Volt Transformer, Service Switch.
- Safety: Flame Roll-Out Safety Shut-Off (Fuse Link) and Pressure Switch (vent safety shutoff) with Spare Fuse Link included.
- Other: Assembled Boiler with Insulated Jacket, Induced Draft Fan, Combination Temperature/Pressure

***COMBUSTIBLE FLOOR REQUIREMENTS:**

PLEASE NOTE: A central heating boiler shall be installed in accordance with the instructions manual in the following manner. Boilers cannot be installed on carpeting with or without the base or any combustible flooring.

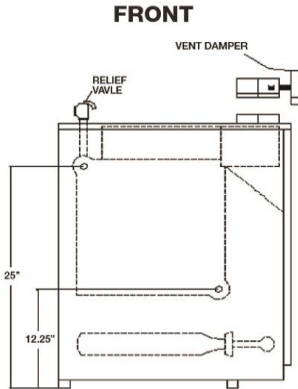
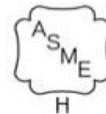
A) For installations on combustible flooring a special base MUST be used per the manufacturer and NFPA 54 / ANSI Z223.1, 2015 Edition, section 10.3.3.

Equipment must be installed on a fire-resistive slab or 4 inch (1000 mm) minimum cinder block, unsealed and joints matched for air circulation or equivalent 2-hour fire rated assembly, covered with sheet metal 0.0195 (0.50 mm) minimum thickness.

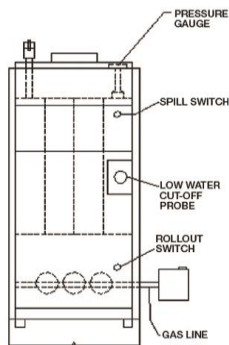
For questions on boiler placement or combustible floor requirements please call 1-800-253-7900.

16 SERIES
 NATURAL OR PROPANE
 STEAM BOILER

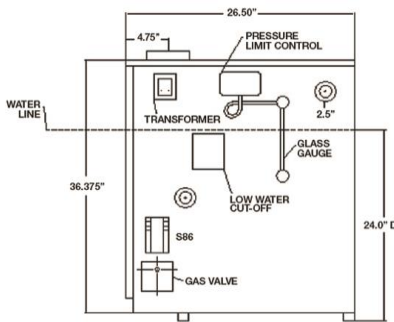
15 PSI
 MAWP



LEFT SIDE



RIGHT SIDE



General Information (See IOM for complete instructions)

Clearances	Combustible Materials (Required) (1)	
	(1) Required distances measured from boiler.	Top
	Left Side	7" (178 mm)
	Right Side	6" (152 mm)
	Front	Alcove*
	Back	6" (152 mm)
	Flue Connector	6" (152 mm)

*Definition of Alcove is three sided space with no wall in front of boiler. ANSI standard for alcove is 18 inches from front of appliance to leading edge of side walls as shown in IOM.

PLEASE NOTE: All installations on a combustable floor require combustable floor base. See page 17 for information*

Connections	Supply	Return
		Two 2-1/2"

Electrical 120 Volts AC, 60 hertz, 1 phase, Less than 12 amps (15 amp circuit recommended)

Dimensions

Model	A "Width"
1603HSID	11-1/4"
1604HSID	14-1/2"
1605HSID	17-3/4"
1606HSID	21"
1607HSID	24-1/4"
1608HSID	27-1/2"
1609HSID	30-3/4"

16 SERIES CONTINUED

(NATURAL GAS)

BOILER MODEL	ITEM NUMBER	TRADE PRICE	INPUT (MBH)	HTG. CAP. (MBH)	AHRI NET (MBH)	AHRI NET SQ. FT. STEAM	AFUE RATING %	FLUE DIA.	SHIP WGT.
1603HSID	353541106	\$2,400	75	62	47	196	82.7%	5"	297
1604HSID	354541106	\$2,684	112	91	68	283	82.0%	6"	368
1605HSID	355541106	\$2,999	150	122	92	383	82.0%	6"	440
1606HSID	356541106	\$3,428	187	153	115	479	82.0%	7"	512
1607HSID	357541106	\$3,828	225	183	137	571	82.0%	7"	584
1608HSID	358541106	\$4,229	262	214	161	671	82.0%	7"	659
1609HSID	359541106	\$4,506	299	245	184	767	82.0%	7"	736

(LP GAS)

Note: These units are not built as LP Gas Models. Ratings shown are for models converted to LP using LP Conversion Kits.

BOILER MODEL	ITEM NUMBER	TRADE PRICE	INPUT (MBH)	HTG. CAP. (MBH)	AHRI NET (MBH)	AHRI NET SQ. FT. STEAM	AFUE RATING %	FLUE DIA.	SHIP WGT.
1603HSID	353541106	\$2,400	70	58	44	183	82.7%	5"	297
1604HSID	354541106	\$2,684	105	85	64	267	80.4%	6"	368
1605HSID	355541106	\$2,999	140	114	86	358	80.6%	6"	440
1606HSID	356541106	\$3,428	175	143	107	446	80.9%	7"	512
1607HSID	357541106	\$3,828	210	171	128	533	81.1%	7"	584
1608HSID	358541106	\$4,229	245	200	150	625	81.3%	7"	659
1609HSID	359541106	\$4,506	280	229	172	717	81.5%	7"	736

(USE PARTS MULTIPLIER FOR ALL OF THE FOLLOWING)

	PN	TRADE
3 SECTION NATURAL GAS TO LP GAS CONVERSION KIT	43300723	\$51
4 SECTION NATURAL GAS TO LP GAS CONVERSION KIT	43300724	\$51
5 SECTION NATURAL GAS TO LP GAS CONVERSION KIT	43300725	\$51
6 SECTION NATURAL GAS TO LP GAS CONVERSION KIT	43300726	\$61
7 SECTION NATURAL GAS TO LP GAS CONVERSION KIT	43300727	\$61
8 SECTION NATURAL GAS TO LP GAS CONVERSION KIT	43300728	\$61
9 SECTION NATURAL GAS TO LP GAS CONVERSION KIT	43300729	\$61
4 SECTION LP GAS TO NATURAL GAS CONVERSION KIT	43300632	\$133
5 SECTION LP GAS TO NATURAL GAS CONVERSION KIT	43300633	\$133
6 SECTION LP GAS TO NATURAL GAS CONVERSION KIT	43300634	\$133
7 SECTION LP GAS TO NATURAL GAS CONVERSION KIT	43300635	\$133
8 SECTION LP GAS TO NATURAL GAS CONVERSION KIT	43300636	\$133
9 SECTION LP GAS TO NATURAL GAS CONVERSION KIT	43300637	\$159
COMBUSTIBLE FLOOR PLATE FOR ALL CAPACITIES	See next page*	
WF2 WATER FEEDER USED WITH PS802 LWCO	1630001	\$474

16 SERIES CONTINUED

16 SERIES - STANDARD EQUIPMENT

STANDARD EQUIPMENT:

- Boiler Controls: LWCO (Probe Type), Pressure Limit Control, Steam Pressure Gauge, Gauge Glass.
- Heat Exchanger: Cast Iron Sections with Cast Iron Push Nipples, (2) - 2-1/2" Supply Tappings; (2) - 2-1/2" Return Tappings.
- Combustion: Completely installed and wired gas control system consisting of: Titanium Composite Burners, Gas Manifold with Orifices, Automatic Redundant Combination Gas Valve 24 Volt, with Pilot Filter and Regulator, Intermittent Pilot Control, Continuous Retry 100% Shut-Off, Combination Pilot Burner/Electrode/Flame Sensor and Integral Draft Diverter
- Electrical: 24 Volt Transformer.
- Safety: Flame Roll-Out Safety Shut-Off Fuse Link (Roll-Out Switch) and Blocked Vent Safety Shut-Off Manual Reset Disc Thermostat (Spill Switch) with Spare Fuse Link included. 15 psi ASME Pop Safety Valve.
- Other: Cast Iron Boiler with Insulated Jacket; Boiler Drain.

***COMBUSTIBLE FLOOR REQUIREMENTS:**

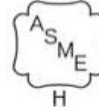
PLEASE NOTE: A central heating boiler shall be installed in accordance with the instructions manual in the following manner. Boilers cannot be installed on carpeting with or without the base or any combustible flooring.

A) For installations on combustible flooring a special base **MUST** be used per the manufacturer and NFPA 54 / ANSI Z223.1, 2015 Edition, section 10.3.3.

Equipment must be installed on a fire-resistive slab or 4 inch (1000 mm) minimum cinder block, unsealed and joints matched for air circulation *or* equivalent 2-hour fire rated assembly, covered with sheet metal 0.0195 (0.50 mm) minimum thickness.

For questions on boiler placement or combustible floor requirements please call 1-800-253-7900.

41K SERIES
 NATURAL GAS
 COMMERCIAL STEAM BOILER



PLEASE NOTE: All installations on a combustable floor require combustable floor base. See page 19 for information*

**41K SERIES STEAM
 (NATURAL GAS)**

BOILER MODEL	ITEM NUMBER	TRADE PRICE	OUTPUT BTU (MBH)	NET AHRI RATINGS			NO. OF SECT.	SHIP WGT.
				STEAM PPF	STEAM SQ. FT. (1)	STEAM BTU (MBH)		
41K300S	CBA030003101107	\$8,350	233	1.333	729	175	4	1000
41K400S	CBA040003101107	\$9,395	310	1.333	971	233	5	1200
41K500S	CBA050003101107	\$10,445	388	1.333	1213	291	6	1400
41K600S	CBA060003101107	\$13,582	465	1.333	1454	349	7	1600
41K700S	CBA070003101107	\$14,631	543	1.333	1696	407	8	1800
41K800S	CBA080003101107	\$15,719	620	1.333	1938	465	9	2000
41K900S	CBA090003101107	\$16,869	698	1.333	2183	524	10	2200
41K1000S	CBA100003101107	\$17,913	775	1.333	2421	581	11	2400
41K1100S	CBA110003101107	\$21,134	853	1.333	2667	640	12	2600
41K1200S	CBA120003101107	\$22,180	930	1.333	2908	698	13	2900
41K1300S	CBA130003101107	\$23,837	1008	1.333	3150	756	14	3100
41K1400S	CBA140003101107	\$24,887	1085	1.333	3392	814	15	3300
41K1500S	CBA150003101107	\$25,958	1163	1.333	3633	872	16	3500
(USE PARTS MULTIPLIER FOR ALL OF THE FOLLOWING)						PN	TRADE	
STEAM MANUAL RESET PRESSURE CONTROL (L4079B1033)						14662311	\$271	
M-M 47-2 LWCO & FEEDER (MODELS 300-1500)						1280001	\$1,218	
STRAP ON OPERATING CONTROL (L6006C-1034)						14662313	\$163	
LWCO, MAN RESET, CSD-1 APPROVED, SHT PROBE						240007388	\$216	

41K SERIES STEAM (CONTINUED)

41K SERIES STEAM - STANDARD EQUIPMENT

STANDARD EQUIPMENT:

41K Series Gas Fired Steam Boilers are low pressure, sectional, cast iron boilers manufactured in 15 heating sizes. Input range from 300,000 to 1,500,000 Btuh for use in larger sized residences, schools, churches, and commercial or industrial buildings. These boilers can be used in multiples to supply even larger loads. The 41K Series Boiler is a modular design. Bases, Jackets and Drafthoods are designed in three modular sizes and all boilers are field assembled using a combination of one or more of these three modules. Boiler bases are preassembled at the factory with the gas valve, manifold, burners, and pilot installed. All drafthoods have a cleanout panel to provide easy access to flueways for inspection and cleaning. On-site boiler assembly is quick and easy with preassembled bases and easy section by section assembly procedures. The same assembly techniques are used on all sizes, so assemblers become familiar with the equipment and are able to reduce installation time and cost. Steam boilers are designed for use with a maximum working pressure of 15 psi. (67 Low Water Cut-Off, PA404A Pressuretrol and Syphon Loop, Water Gauge Glass Set with Glass and Rods, Steam Gauge, Pop Safety Valve).

***COMBUSTIBLE FLOOR REQUIREMENTS:**

PLEASE NOTE: A central heating boiler shall be installed in accordance with the instructions manual in the following manner. Boilers cannot be installed on carpeting with or without the base or any combustible flooring.

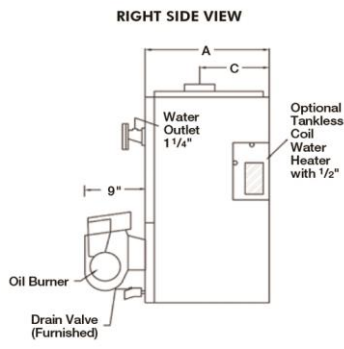
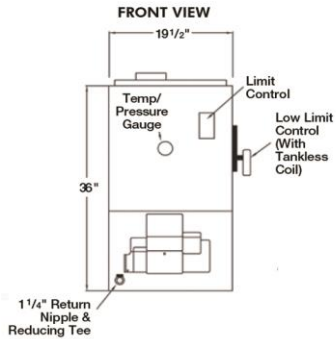
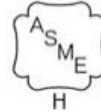
A) For installations on combustible flooring a special base **MUST** be used per the manufacturer and NFPA 54 / ANSI Z223.1, 2015 Edition, section 10.3.3.

Equipment must be installed on a fire-resistive slab or 4 inch (1000 mm) minimum cinder block, unsealed and joints matched for air circulation or equivalent 2-hour fire rated assembly, covered with sheet metal 0.0195 (0.50 mm) minimum thickness.

KW II SERIES II

OIL
HOT WATER BOILER
ATMOSPHERIC
(CHIMNEY VENTED)

50 PSI
MAWP



General Information (See IOM for complete instructions)

Clearances		Combustible Materials Required (1)	Servicing (2)	Flue to Combustible Clearance
(1) Required distances measured from boiler.	Top	6" (152 mm)	18" (457 mm)	18" (457 mm)
	Left Side	6" (152 mm)	N/A	
	Right Side	24" (610 mm)	24" (610 mm)	
(2) Service, proper operation clearance recommendation.	Front	24" (610 mm)	N/A	
	Back	6" (152 mm)	N/A	
	Bottom	Non-Combustible	N/A	
Connections	Return/Supply Water			
All Models	1-1/4" NPT			
Electrical	120 Volts AC, 60 hertz, 1 phase, Less than 12 amps (15 amp circuit recommended)			
Water Content	3KW - 9.6 Gallons, 4kW - 11.6 Gallons, 5KW - 13.7 Gallons			
Dimensions				
Model	A "Depth"	B "Flue"	C "Back of Boiler to Center Line of Flue"	
3KW	17-3/4"	6"	9-3/4"	
4KW	21"	6"	11-3/8"	
5KW	24-1/4"	6"	13"	

KW II SERIES LESS COIL CONTINUED										
(BECKETT, LESS PUMP)										
BOILER MODEL	ITEM NUMBER	TRADE PRICE	BURNER FIRE RATE	INPUT (MBH)	HTG. CAP. (MBH)	AHRI NET (MBH)	A.F.U.E. RATING %	CHIM DIA.	SHIP WGT.	
3KW.75	KWB307531100207	\$2,335	0.75	105	92	80	85.2%	8"X8"X15'	470	
4KW1.50	KWB415031100207	\$2,616	1.50	210	179	156	84.0%	8"X8"X15'	545	
5KW1.75	KWB517531100207	\$3,196	1.75	245	210	183	84.3%	8"X8"X15'	630	
(BECKETT W/TACO)										
BOILER MODEL	ITEM NUMBER	TRADE PRICE	BURNER FIRE RATE	INPUT (MBH)	HTG. CAP. (MBH)	AHRI NET (MBH)	A.F.U.E. RATING %	CHIM DIA.	SHIP WGT.	
3KW.75	KWB307531110207	\$2,409	0.75	105	92	80	85.2%	8"X8"X15'	470	
4KW1.50	KWB415031110207	\$2,689	1.50	210	179	156	84.0%	8"X8"X15'	545	
5KW1.75	KWB517531110207	\$3,270	1.75	245	210	183	84.3%	8"X8"X15'	630	
(BECKETT W/GRUNDFOS)										
BOILER MODEL	ITEM NUMBER	TRADE PRICE	BURNER FIRE RATE	INPUT (MBH)	HTG. CAP. (MBH)	AHRI NET (MBH)	A.F.U.E. RATING %	CHIM DIA.	SHIP WGT.	
3KW.75	KWB307531120207	\$2,409	0.75	105	92	80	85.2%	8"X8"X15'	470	
4KW1.50	KWB415031120207	\$2,689	1.50	210	179	156	84.0%	8"X8"X15'	545	
5KW1.75	KWB517531120207	\$3,270	1.75	245	210	183	84.3%	8"X8"X15'	630	
KW II SERIES II WITH COIL										
(BECKETT, LESS PUMP)										
BOILER MODEL	ITEM NUMBER	TRADE PRICE	BURNER FIRE RATE	INPUT (MBH)	HTG. CAP. (MBH)	AHRI NET (MBH)	A.F.U.E. RATING %	CHIM DIA.	TANK-LESS G.P.M.	SHIP WGT .
3KW.75	KWB307532100207	\$2,626	0.75	105	92	80	85.2%	8"X8"X15'	3.00	470
4KW1.50	KWB415032100207	\$3,096	1.50	210	179	156	84.0%	8"X8"X15'	3.75	545
5KW1.75	KWB517532100207	\$3,569	1.75	245	210	183	84.3%	8"X8"X15'	4.00	630
(BECKETT W/TACO)										
BOILER MODEL	ITEM NUMBER	TRADE PRICE	BURNER FIRE RATE	INPUT (MBH)	HTG. CAP. (MBH)	AHRI NET (MBH)	A.F.U.E. RATING %	CHIM DIA.	TANK-LESS G.P.M.	SHIP WGT .
3KW.75	KWB307532110207	\$2,700	0.75	105	92	80	85.2%	8"X8"X15'	3.00	470
4KW1.50	KWB415032110207	\$3,170	1.50	210	179	156	84.0%	8"X8"X15'	3.75	545
5KW1.75	KWB517532110207	\$3,643	1.75	245	210	183	84.3%	8"X8"X15'	4.00	630
(BECKETT W/GRUNDFOS)										
BOILER MODEL	ITEM NUMBER	TRADE PRICE	BURNER FIRE RATE	INPUT (MBH)	HTG. CAP. (MBH)	AHRI NET (MBH)	A.F.U.E. RATING %	CHIM DIA.	TANK-LESS G.P.M.	SHIP WGT .
3KW.75	KWB307532120207	\$2,700	0.75	105	92	80	85.2%	8"X8"X15'	3.00	470
4KW1.50	KWB415032120207	\$3,170	1.50	210	179	156	84.0%	8"X8"X15'	3.75	545
5KW1.75	KWB517532120207	\$3,643	1.75	245	210	183	84.3%	8"X8"X15'	4.00	630

(USE PARTS MULTIPLIER FOR ALL OF THE FOLLOWING)	PN	TRADE
3 SECTION RE-RATE KIT (0.75 TO 0.60 OR 1.00 G.P.H.)	550002646	\$24
4 SECTION RE-RATE KIT (1.50 TO 0.90 OR 1.25 G.P.H.)	550002647	\$24
5 SECTION RE-RATE KIT (1.75 TO 1.20 OR 2.00 G.P.H.)	550002648	\$58
FILL-TROL #110 FOR WATER BOILERS 150 MBH OR LESS	14624002	\$297
FILL-TROL #111 FOR WATER BOILERS OVER 150 MBH	14624003	\$400

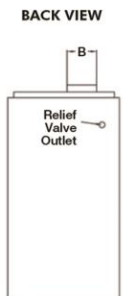
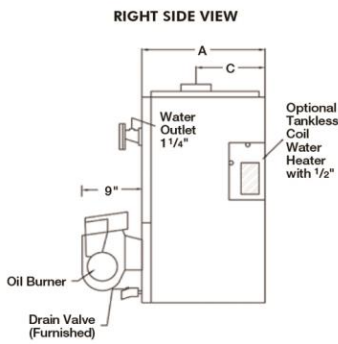
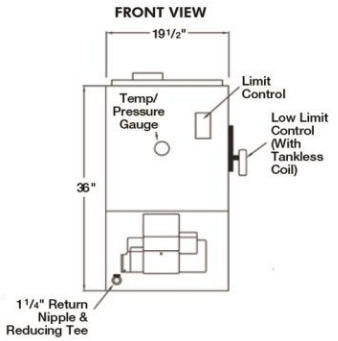
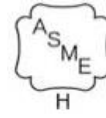
KW II SERES- STANDARD EQUIPMENT

STANDARD EQUIPMENT:

- Boiler Control Module: Honeywell Combination High Limit Control and Circulator Relay Control with digital temperature display and diagnostics.
- Heat Exchanger: Cast Iron Sections with Cast Iron Push Nipples.
- Combustion: Completely installed and wired Beckett AFG Series Oil Burner equipped with Nozzle, Primary Control, CAD Cell, PSC Motor, Interrupted Duty Ignition and Clean Cut Pump; Flue Brush; Target Wall (Vacuum Formed Refractory Ceramic Fiber); Dura Blanket Insulation Chamber and Barometric Draft Control 6".
- Other: Assembled Boiler with Insulated Jacket, Combination Temperature/Pressure Gauge, Circulator Pump wired with 5' harness for supply or return mounting in the field, 3/4" Boiler Drain Valve, 30 psi ASME Relief Valve, Extra Boiler Tap for Expansion Tank or Air Elimination.

KW II SERIES II
OIL
HOT WATER BOILER
ATMOSPHERIC
(CHIMNEY VENTED, HYDROLEVEL CONTROL)

50 PSI
 MAWP



General Information (See IOM for complete instructions)

Clearances		Combustible Materials Required (1)	Servicing (2)	Flue to Combustible Clearance
		(1) Required distances measured from boiler.	Top	6" (152 mm)
	Left Side	6" (152 mm)	N/A	
	Right Side	24" (610 mm)	24" (610 mm)	
(2) Service, proper operation clearance recommendation.	Front	24" (610 mm)	N/A	
	Back	6" (152 mm)	N/A	
	Bottom	Non-Combustible	N/A	
Connections	Return/Supply Water			
All Models	1-1/4" NPT			
Electrical	120 Volts AC, 60 hertz, 1 phase, Less than 12 amps (15 amp circuit recommended)			
Water Content	3KW - 9.6 Gallons, 4kW - 11.6 Gallons, 5KW - 13.7 Gallons			
Dimensions				
Model	A "Depth"	B "Flue"	C "Back of Boiler to Center Line of Flue"	
3KW	17-3/4"	6"	9-3/4"	
4KW	21"	6"	11-3/8"	
5KW	24-1/4"	6"	13"	

KW II SERIES II LESS COIL										
(BECKETT, LESS PUMP, HYDROLEVEL CONTROL)										
BOILER MODEL	ITEM NUMBER	TRADE PRICE	BURNER FIRE RATE	INPUT (MBH)	HTG. CAP. (MBH)	AHRI NET (MBH)	A.F.U.E. RATING %	CHIM DIA.	SHIP WGT.	
3KW.75	KWB307531200207	\$2,424	0.75	105	92	80	85.2%	8"X8"X15'	470	
4KW1.50	KWB415031200207	\$2,705	1.50	210	179	156	84.0%	8"X8"X15'	545	
5KW1.75	KWB517531200207	\$3,285	1.75	245	210	183	84.3%	8"X8"X15'	630	
(BECKETT W/TACO, HYDROLEVEL CONTROL)										
BOILER MODEL	ITEM NUMBER	TRADE PRICE	BURNER FIRE RATE	INPUT (MBH)	HTG. CAP. (MBH)	AHRI NET (MBH)	A.F.U.E. RATING %	CHIM DIA.	SHIP WGT.	
3KW.75	KWB307531210207	\$2,498	0.75	105	92	80	85.2%	8"X8"X15'	470	
4KW1.50	KWB415031210207	\$2,778	1.50	210	179	156	84.0%	8"X8"X15'	545	
5KW1.75	KWB517531210207	\$3,359	1.75	245	210	183	84.3%	8"X8"X15'	630	
KW II SERIES II WITH COIL										
(BECKETT, LESS PUMP, HYDROLEVEL CONTROL)										
BOILER MODEL	ITEM NUMBER	TRADE PRICE	BURNER FIRE RATE	INPUT (MBH)	HTG. CAP. (MBH)	AHRI NET (MBH)	A.F.U.E. RATING %	CHIM DIA.	TANK-LESS G.P.M.	SHIP WGT.
3KW.75	KWB307532200207	\$2,715	0.75	105	92	80	85.2%	8"X8"X15'	3.00	470
4KW1.50	KWB415032200207	\$3,186	1.50	210	179	156	84.0%	8"X8"X15'	3.75	545
5KW1.75	KWB517532200207	\$3,659	1.75	245	210	183	84.3%	8"X8"X15'	4.00	630
(BECKETT W/TACO, HYDROLEVEL CONTROL)										
BOILER MODEL	ITEM NUMBER	TRADE PRICE	BURNER FIRE RATE	INPUT (MBH)	HTG. CAP. (MBH)	AHRI NET (MBH)	A.F.U.E. RATING %	CHIM DIA.	TANK-LESS G.P.M.	SHIP WGT.
3KW.75	KWB307532210207	\$2,789	0.75	105	92	80	85.2%	8"X8"X15'	3.00	470
4KW1.50	KWB415032210207	\$3,259	1.50	210	179	156	84.0%	8"X8"X15'	3.75	545
5KW1.75	KWB517532210207	\$3,733	1.75	245	210	183	84.3%	8"X8"X15'	4.00	630
(BECKETT W/ GRUNDFOS SYSTEM PUMP, HYDROLEVEL CONTROL)										
KW II SERIES II WITH COIL										
BOILER MODEL	ITEM NUMBER	TRADE PRICE	BURNER FIRE RATE	INPUT (MBH)	HTG. CAP. (MBH)	AHRI NET (MBH)	A.F.U.E. RATING %	CHIM DIA.	TANK-LESS G.P.M.	SHIP WGT.
3KW.75	KWB307532220207	\$2,789	0.75	105	92	80	85.2%	8"X8"X15'	3.00	470
4KW1.50	KWB415032220207	\$3,259	1.50	210	179	156	84.0%	8"X8"X15'	3.75	545
5KW1.75	KWB517532220207	\$3,733	1.75	245	210	183	84.3%	8"X8"X15'	4.00	630
(BECKETT W/ GRUNDFOS SYSTEM PUMP, HYDROLEVEL CONTROL)										
KW II SERIES II LESS COIL										
BOILER MODEL	ITEM NUMBER	TRADE PRICE	BURNER FIRE RATE	INPUT (MBH)	HTG. CAP. (MBH)	AHRI NET (MBH)	A.F.U.E. RATING %	CHIM DIA.	SHIP WGT.	
3KW.75	KWB307531220207	\$2,498	0.75	105	92	80	85.2%	8"X8"X15'	470	
4KW1.50	KWB415031220207	\$2,778	1.50	210	179	156	84.0%	8"X8"X15'	545	
5KW1.75	KWB517531220207	\$3,359	1.75	245	210	183	84.3%	8"X8"X15'	630	

(USE PARTS MULTIPLIER FOR ALL OF THE FOLLOWING)	PN	TRADE
3 SECTION RE-RATE KIT (0.75 TO 0.60 OR 1.00 G.P.H.)	550002646	\$24
4 SECTION RE-RATE KIT (1.50 TO 0.90 OR 1.25 G.P.H.)	550002647	\$24
5 SECTION RE-RATE KIT (1.75 TO 1.20 OR 2.00 G.P.H.)	550002648	\$58
FILL-TROL #110 FOR WATER BOILERS 150 MBH OR LESS	14624002	\$297
FILL-TROL #111 FOR WATER BOILERS OVER 150 MBH	14624003	\$400

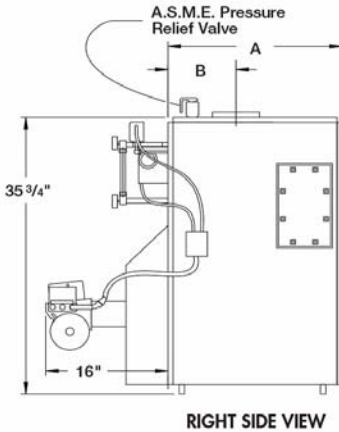
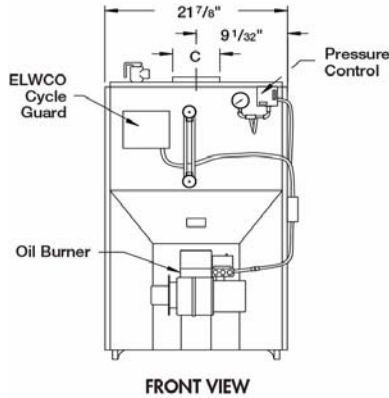
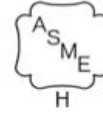
KW II SERIES- STANDARD EQUIPMENT

STANDARD EQUIPMENT:

- Boiler Control Module: Hydrolevel Fuel Smart Hydrostat Control - combination Low Water Cut Off with boiler temperature reset and circulator control.
- Heat Exchanger: Cast Iron Sections with Cast Iron Push Nipples.
- Combustion: Completely installed and wired Beckett AFG Series Oil Burner equipped with Nozzle, Primary Control, CAD Cell, PSC Motor, Interrupted Duty Ignition and Clean Cut Pump; Flue Brush; Target Wall (Vacuum Formed Refractory Ceramic Fiber); Dura Blanket Insulation Chamber and Barometric Draft Control 6".
- Other: Assembled Boiler with Insulated Jacket, Combination Temperature/Pressure Gauge, Circulator Pump wired with 5' harness for supply or return mounting in the field, 3/4" Boiler Drain Valve, 30 psi ASME Relief Valve, Extra Boiler Tap for Expansion Tank or Air Elimination.

KSC V SERIES
OIL
STEAM BOILER

15 PSI
MAWP



General Information (See IOM for complete instructions)

Clearances	Combustible Materials (Required) (1)	
		Top
(1) Required distances measured from boiler.	Left Side	6" (152 mm)
	Right Side	24" (610 mm)
	Front	24" (610 mm)
	Back	24" (610 mm)
	Flue Connector	9" (229 mm)

PLEASE NOTE: All installations on a combustible floor require combustible floor base. See page 27 for information*

Connections	Supply Tapping Two 2" NPT, Return Tapping 1-1/2", Oil Line 3/8" O.D. copper tubing for runs of 50 feet or less, and 1/2" O.D. for longer runs.
Electrical	120 Volts AC, 60 hertz, 1 phase, Less than 12 amps (15 amp circuit recommended)

Tankless Heater Capacities (Note: ST=With Tankless Coil, S=No Coil)

Model	Input Rate G.P.H.	Tank-less Heater Number	Tankless Heater Capacity Intermittent Draw G.P.M.	Boiler Water Content (Gallons)	
				To Water Line	To LWCO Line
KSC-3090ST	0.90	L-24	2	11	8
KSC-4125ST	1.25		4.5	13	9
KSC-5185ST	1.85		4.5	15	10
KSC-6210ST	2.10		4.5	17	11

Dimensions

No. of Sec.	A (Length of Flush Jacket)	B (Front of Jacket to Center Line of Flue Outlet)	C (Flue Outlet Diameter)
KSC-3090ST	16-3/8"	6-1/2"	6"
KSC-4125ST	20-1/4"	8-1/2"	6"
KSC-5185ST	23-5/8"	10-1/4"	7"
KSC-6210ST	27-1/2"	8-5/16"	8"

KSC V SERIES CONTINUED

(W/TANKLESS COVER PLATE, BECKETT BURNER)

BOILER MODEL	ITEM NUMBER	TRADE PRICE	No. of Sec.	INPUT (MBH)	HTG. CAP. (MBH)	AHRI NET (MBH)	AHRI NET SQ. FT. STEAM	Fir. Rate GPH	AFUE RATING %	SHIP WGT.
KSC-3090S	KSC309031100507	\$3,347	3	126	106	80	333	0.90	82.0%	534
KSC-4125S	KSC412531100507	\$3,863	4	175	147	110	458	1.25	82.0%	688
KSC-5185S	KSC518531100507	\$4,189	5	259	216	162	675	1.85	82.0%	781
KSC-6210S	KSC621031100507	\$4,578	6	294	247	185	771	2.10	82.0%	901

(W/TANKLESS COIL, BECKETT BURNER)

BOILER MODEL	ITEM NUMBER	TRADE PRICE	No. of Sec.	INPUT (MBH)	HTG. CAP. (MBH)	AHRI NET (MBH)	AHRI NET SQ. FT. STEAM	Fir. Rate GPH	AFUE RATING %	SHIP WGT.
KSC-3090ST	KSC309032100507	\$3,749	3	126	106	80	333	0.90	82.0%	534
KSC-4125ST	KSC412532100507	\$4,264	4	175	147	110	458	1.25	82.0%	688
KSC-5185ST	KSC518532100507	\$4,591	5	259	216	162	675	1.85	82.0%	781
KSC-6210ST	KSC621032100507	\$4,980	6	294	247	185	771	2.10	82.0%	901

(USE PARTS MULTIPLIER FOR ALL OF THE FOLLOWING)

COMBUSTIBLE FLOOR PLATE FOR ALL CAPACITIES See below*

KSC V SERIES - STANDARD EQUIPMENT

STANDARD EQUIPMENT:

- Boiler Controls: Honeywell Pressuretrol, Boiler Water Level Gauge Glass, and Steam Pressure Gauge.
- Heat Exchanger: Cast Iron Heat Exchanger with Cast Iron Push Nipples, Swing Door.
- Combustion: Beckett Oil Burner, TargetWall/Liner.
- Electrical: Wiring Harness, Burner Electric Disconnect.
- Safety: Electronic Low Water Cut Off.

Other: Crated Boiler, Flush Jacket, ASME Relief Valve, Drain Valve, Two 2" Supply Tappings, 1-1/2" Return Tapping and Skim Port.

For Tankless Heater Units: Add Tankless Hot Water Coil and 4006 Limit Control.

***COMBUSTIBLE FLOOR REQUIREMENTS:**

PLEASE NOTE: A central heating boiler shall be installed in accordance with the instructions manual in the following manner. Boilers cannot be installed on carpeting with or without the base or any combustible flooring.

A) For installations on combustible flooring a special base MUST be used per the manufacturer and NFPA 54 / ANSI Z223.1, 2015 Edition, section 10.3.3.

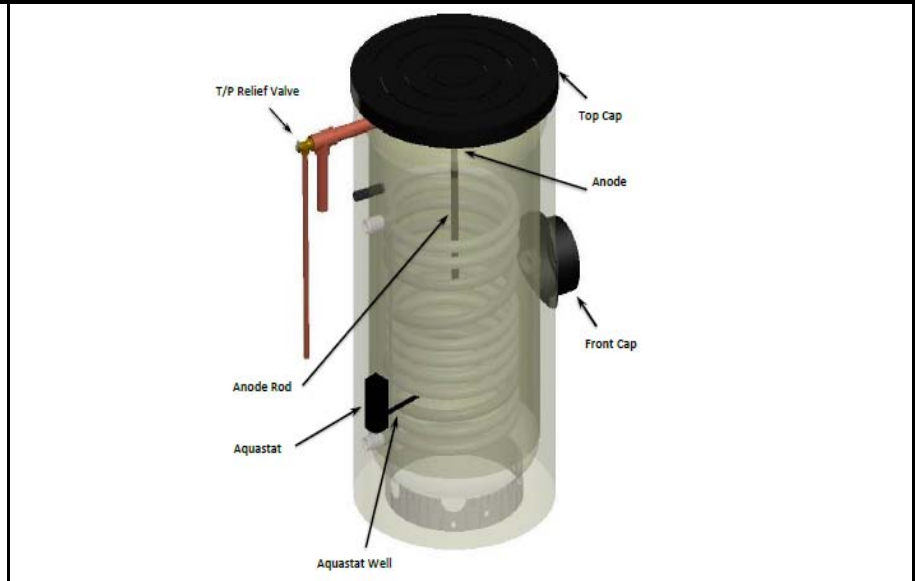
Equipment must be installed on a fire-resistive slab or 4 inch (1000 mm) minimum cinder block, unsealed and joints matched for air circulation or equivalent 2-hour fire rated assembly, covered with sheet metal 0.0195 (0.50 mm) minimum thickness.

For questions on boiler placement or combustible floor requirements please call 1-800-253-7900.

H2O GL SERIES
GLASS LINED INDIRECT WATER HEATER



(40GL Model Shown)



Note: Working pressure 150 psi for all capacities

General Information (See IOM for complete instructions)

Model	Piping Connections NPT		Dia. (Inches)	Height (Inches)
	Domestic Water In/Out (Inches)	Boiler Water In/Out (Inches)		
H2OI40GL	1	1	24	45
H2OI50GL	1	1	24	51
H2OI80GL	1	1	30	48
H2OI105GL	1	1	30	62

H2O GL SERIES INDIRECT WATER HEATERS

SKU	MODEL	TRADE PRICE	STOR. CAP. (Gals.)	BTU/H MIN. BOILER OUTPUT	MAX 1ST HR FLOW RATINGS GAL./HR.	SHP. WGT. (LBS)
H2OIG40PN	H2OI40GL	\$1,012	42	105	198	180
H2OIG50PN	H2OI50GL	\$1,152	53	110	212	200
H2OIG80PN	H2OI80GL	\$1,598	79	110	228	243
H2OIG105PN	H2OI105GL	\$2,500	106	115	270	393

H2O GL SERIES OPTIONS/ADDITIONAL EQUIPMENT		PN	TRADE
ANODE KIT; 40-50 GAL.		550003505	\$31
ANODE KIT; 80-105 GAL.		550003527	\$61
PLASTIC TOP CAP 40-50 GAL.		240012211	\$23
PLASTIC TOP CAP 80-105 GAL.		240012239	\$32
PLASTIC FRONT CAP		240012212	\$8
T & P VALVE 3/4, 100XL-8		240010926	\$45
AQUASTAT WELL		AQ-020.01	\$29
AQUASTAT L4080B1352		240009521	\$120
FLANGE CAP 40-50 GAL.		240012250	\$32
FLANGE CAP 80-105 GAL.		240012251	\$12
FLANGE GASKET 40-50 GAL.		240012210	\$2
FLANGE GASKET 80-105 GAL.		240012238	\$4
HARDWARE KIT 40-50 GAL.		550003510	\$4
HARDWARE KIT 80-105 GAL.		550003525	\$4

STANDARD EQUIPMENT: Smooth enameled coil, magnesium anode rod and temperature pressure relief valve, Honeywell Aquastat. Water tank temperature gauge.

BOILER ACCESSORIES (USE PARTS MULTIPLIER)					
AMTROL EXTROL SYSTEMS					
EXTROL TANKS			EXTROL W/FILL-TROL		
MODEL	P/N	TRADE PRICE	MODEL	P/N	TRADE PRICE
15	1220001	\$105	109	1220004	\$163
30	1220002	\$144	110	1220005	\$239
60	1220003	\$316	111	1220006	\$302
PURGERS			AUTOMATIC FILL VALVE		
SIZE	P/N	TRADE PRICE	SIZE	P/N	TRADE PRICE
1 1/4"	1570008	\$36	700 VENT (AUTO)	1580001	\$30
CIRCULATORS					
MODEL		P/N		TRADE PRICE	
UP26-64F GRUNDFOS		1402010		\$419	
UP26-99F GRUNDFOS		1402008		\$653	
ISOLATION VALVE SETS 1-1/4"		1235004		\$94	