

# RETROAIRE™

## US Trade Price Book - 2021

*Effective 5/17/21*



New Construction, Custom and Replacement PTAC/PTHP Solutions.  
Replacement Packaged Terminal Air Conditioners & Heat Pumps.  
Replacement Water Source Heat Pump Consoles.

[www.emiretroaire.com](http://www.emiretroaire.com)



Manufactured by:  
ECR International Inc.  
2201 Dwyer Avenue, Utica, NY 13501  
Tel. 800 325 5479  
[www.ecrinternational.com](http://www.ecrinternational.com)  
PN 240012848 REV. H [05/15/2021]

## Customer Support Team

---

### **Volume Quotes:**

Sheila Henderson: (315) 731-4154

Email: sheila.henderson@ecrinternational.com

### **Customer Service:**

Phone: 800-325-5479 option #2

Fax: (315) 724-9319

Email Purchase Orders: ecrorderentry@ecrinternational.com

Email Inquiries: customerservice@ecrinternational.com

### **Technical Support:**

Phone: (800) 253-7900

Fax: (866) 432-7329

Email: technical.support@ecrinternational.com

### **Marketing Support:**

Phone: (800) 325-5479

Fax: (315) 733-1759

E-mail: marketing@ecrinternational.com

### **WWW.ECRCUSTOMERPORTAL.COM**

#### **Your On-line Access to:**

- Order Status
- Invoices
- Statements
- RMA
- Serial Number Look-Up
- Literature

## Table of Contents

<b>Retroaire Selection Guide (OEM Cross-Reference)</b>		<b>4</b>
<b>Replacement Packaged Terminal Units PTAC/PTHP</b>		<b>5-13</b>
<b>DECODING</b>	Replacement Dual Motor PTAC & PTHP Model Decoding	<b>5</b>
<b>R10C/R10H</b>	Dual-Motor Replacement	<b>6</b>
<b>R12C</b>	Dual-Motor Replacement	<b>7</b>
<b>R20C/R20H</b>	Dual-Motor Replacement	<b>8</b>
<b>R22C/R22H</b>	Dual-Motor Replacement	<b>9</b>
<b>DECODING</b>	Single Motor PTAC Chassis Model Decoding R-25	<b>10</b>
<b>R25C/R25H</b>	Single Motor Replacement	<b>11</b>
<b>R30C/R30H</b>	Dual Motor Replacement	<b>12</b>
<b>R35C/R35H</b>	Dual Motor Replacement	<b>13</b>
<b>Water Source Heat Pump Consoles</b>		<b>14-17</b>
<b>DECODING</b>	Water Source Units Decoding	<b>14</b>
<b>CMH</b>	Water Source Heat Pump Console Chassis	<b>15</b>
<b>CWH</b>	Water Source Heat Pump Console Chassis	<b>16</b>
<b>WMH</b>	Water Source Heat Pump Console Chassis	<b>17</b>
<b>Modular PTAC</b>		<b>18-21</b>
<b>DECODING</b>	Modular PTAC Chassis Decoding	<b>18</b>
<b>DECODING</b>	Modular PTAC Blower/Control Decoding	<b>19</b>
<b>R60C/R60H</b>	Modular / Incremental Replacement PTAC/PTHP System	<b>20</b>
<b>ACCESSORIES</b>	General Equipment Accessories	<b>21</b>
<b>Terms &amp; RMA Policy</b>		<b>22-23</b>

## Retroaire Selection Guide (OEM Cross-Reference)

Original Model	Retro Model	Original Model	Retro Model	Original Model	Retro Model
Adirondack Aire Series 16	R10	Ice Air RS16	R10	McQuay PNHS	R10
Adirondack Aire Series 45	R10	Ice Air RSCM/A	R20	McQuay RS	R35
Adirondack Aire Series 801	CM	Ice Air RSEA	R35	McQuay WM	WM*
Adirondack Aire Series CH	R20	Ice Air RSK	R22	Mueller "Climatrol"	R20*
Adirondack Aire Series EA	R35	Ice Air RSK/K	R60	Nelson Aire 16	R10
Adirondack Aire Series EK	R60	Ice Air RSZ	R20	Nelson Aire 45	R10
Adirondack Aire Series RK	R22	Ice Cap RS16	R10	Remington/Singer 45	R10
Adirondack Aire Series RM	R20	Ice Cap RS45	R10	Remington/Singer EA	R35
Adirondack Aire Series WMB	WM	Ice Cap RSC	R30	Remington/Singer EK	R60
Adirondack Aire Series ZCR	R30	Ice Cap RSEA	R35	Remington/Singer ES	R35
Amana Curtain Unit	See Factory	Ice Cap RSET	R25	Remington/Singer K	R60
American Air Filter 16	R10	Ice Cap RSK	R22	Remington/Singer RS	R35
American Air Filter ENR	R10	Ice Cap RSL-LX	R12	Simon-Aire SS16	R10
American Standard 45	R10	Ice Cap RSU	R20*	Simon-Aire SS45	R10
Applied Comfort CSMB	R30	Ice Cap RSZ	R20	Simon-Aire SSEA	R35
Applied Comfort DMQ	R30	Islandaire EZ Series 16	R10	Simon-Aire SSK	R22
Applied Comfort SCEA	R20	Islandaire EZ Series 45	R10	Simon-Aire SSKK	R60
Applied Comfort SCHA	R20	Islandaire EZ Series 81	CM	Simon-Aire SSWFC	CW
Carrier 51P	R30	Islandaire EZ Series CM	R20	Simon-Aire SSZ	R20
Carrier 51PH	R30	Islandaire EZ Series CS	R30	Singer WM	WM
Carteret 45	R10	Islandaire EZ Series ED	R35	TPI Ra-Matic	R20
Climate Control WM	WM	Islandaire EZ Series ET	R25	Weather Twin RM	R20
Climate Master 702	R20	Islandaire EZ Series KF	R60	Weather Twin S	R20
Climate Master 703	R20	Islandaire EZ Series PT	R12	Weather Twin SC	R20
Climate Master 704	R20	Islandaire EZ Series RK	R22	Worthington "Climatrol"	R20*
Climate Master 800	CW	Islandaire EZ Series RM	R20	Zoneaire C	R30
Climate Master 801	CM	Islandaire EZ Series SC	R20	Zoneaire CHP	R30
Climate Master ET	R25	Islandaire EZ Series UN	R20*	Zoneaire CSM	R30
Climate Master WC	CW	Islandaire EZ Series WH	CW	Zoneaire RM	R20
Comitale National Type CA45	R10	Islandaire EZ Series WM	WM	Zoneaire SC	R20
Comitale National Type CAF16	R10	Keeprite C	R30		
Comitale National Type CEAF	R35	Keeprite CHP	R30		
Comitale National Type CEAL	R35	Lennox PTEIA	R12		
Comitale National Type CEAR	R35	McQuay EK	R60		
Comitale National Type CFOO	R20*	McQuay ES	R35		
Comitale National Type CRKO	R60	McQuay 45	R10		
Comitale National Type CRS	R35	McQuay EA	R35		
Comitale National Type CTPI	R20	McQuay K	R60		
Cool Heat RM	R20	McQuay MQA	R35		
Fedders CME0 "Unizone"	R20*	McQuay MQT	R35		
Friedrich 702	R20	McQuay PDAE	R35		
Friedrich 703	R20	McQuay PDHE	R35		
Friedrich 800	CW	McQuay PKES	R60		
Friedrich 801	CM	McQuay PKHS	R60		
Friedrich ET	R25	McQuay PMES	R35		
Friedrich WC	CW	McQuay PNES	R10		

\* Special unit configuration required

# Dual Motor PTAC Chassis R-10,12,20,22,30,35,40,41

<b>Position:</b>	1, 2, 3, 4,	5, 6,	7	8	9	10	11	12	13	14	15
<b>Example:</b>											

**Product Series:**

- R\_\_C - Straight Cool Unit - 10,12,20,22,30,35,40,41
- R\_\_H - Heat Pump Unit - 10,20,22,30,35

**Cooling Capacity (Btuh):**

- 09 - 09,000 Btuh
- 12 - 12,000 Btuh
- 15 - 15,000 Btuh
- 18 - 18,000 Btuh

**Voltage Option:**

- A - 115 - 1 - 60\*
- D - 208/230 - 1 - 60
- E - 265/277 - 1 - 60 (N/A 18BTU AND models R40,R41)

**Heat Options (230 Volts):**

- 0 - No Elect Heat
- 2 - 2KW Elect Heat
- 3 - 3KW Elect Heat
- 4 - 4KW Elect Heat
- 5 - 5KW Elect Heat
- 8 - Hydronic Heat - 1 Row Hyd Coil (Factory Install R12 Only)

**Controls Options:**

- 0 - (UM) Unit Mount with Elect Heat or No Elect Heat
- 1 - (RMT) Remote Tstat with Elect Heat or No Elect Heat
- 2 - (UM) Unit Mount Hyd Heat N/O or N/C Valve (Line Volt)
- 3 - (RMT) Remote Tstat Hyd Heat N/O or N/C Valve (Line Volt)
- 4 - (UM) Unit Mount Hyd Heat N/O or N/C Valve (24 Volt)
- 5 - (RMT) Remote Tstat Hyd Heat N/O or N/C Valve (24 Volt)

**Air Options:**

- A - No Fresh Air Damper (NOT AVAIL R35,R40,R41) Bottom Air Only
- B - With Fresh Air Damper (NOT AVAIL R35,R40,R41) Bottom Air Only
- C - Front Air Intake, No Fresh Air Damper (NOT AVAIL R12,30, Optional on R10,20,22)
- D - Front Air Intake, With Fresh Air Damper (NOT AVAIL R12,30, Optional on R10,20,22)

**Design Revision:**

- B - DOE CHG
- C - 09BTU,208/230V,R10,20,22,35 ONLY

**Standard/Special:**

- 0 - Standard
- A - Z Special Option

**Compressor Code:**

- A - TECH
- L - LG
- T - TOSHIBA

**Open Options:**

- A - Standard
- C - Coated Coil

**Open Options:**

- A - Standard
- D - Fedders Unizone RPMT (R80 RPMT)

CRCN# 160141

REV G

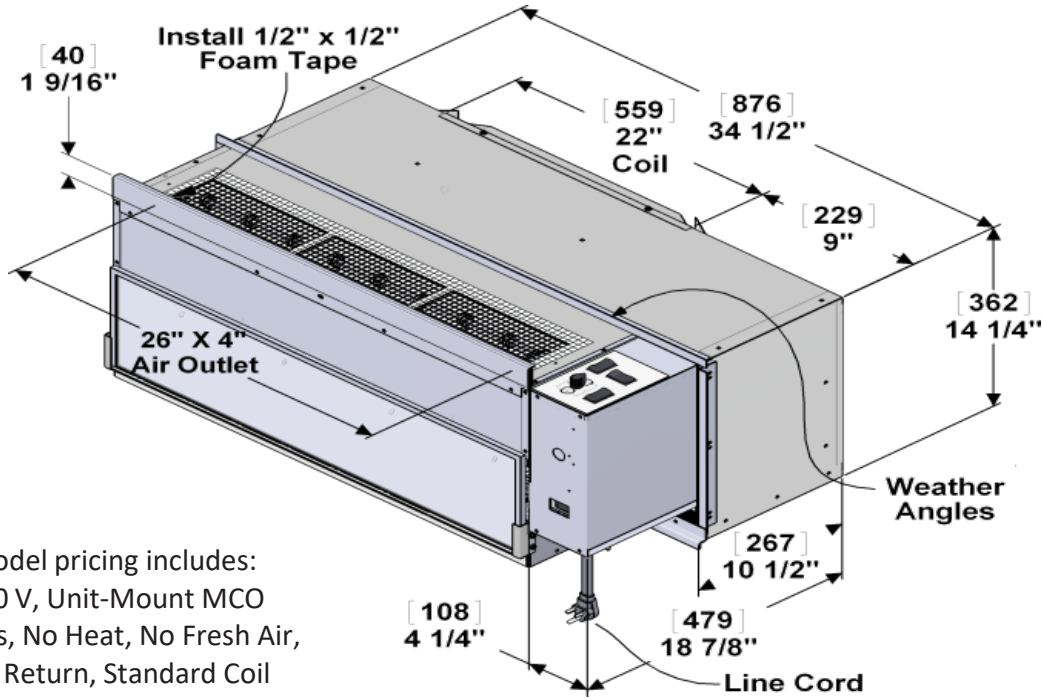
10/7/2016

\* 115V 09BTU IS OFFERED UNDER ALL S/C MODELS. 115V 12BTU ONLY OFFERED UNDER R30C & R40C

**Notes:**

R12, models available in straight cool ONLY, hydronic 18k Btuh available in straight cool ONLY, 208-230V. Not available on R12, R30 & R40 models. 115V available in 9k Btuh straight cool, w/no heat only. Electric heat output @ 230V, for 265V see IOM/Spec Sheet for output. Hydronic heat wire connections ONLY; a coil must be field-installed. 24 VAC thermostat sold separately. R35, front return only. R30 is bottom-front return, order as "Bottom." Fedders Unizone option available on R20 ONLY (formerly R80)

## R10C/R10H - Dual Motor Replacement PTAC/PTHP Chassis



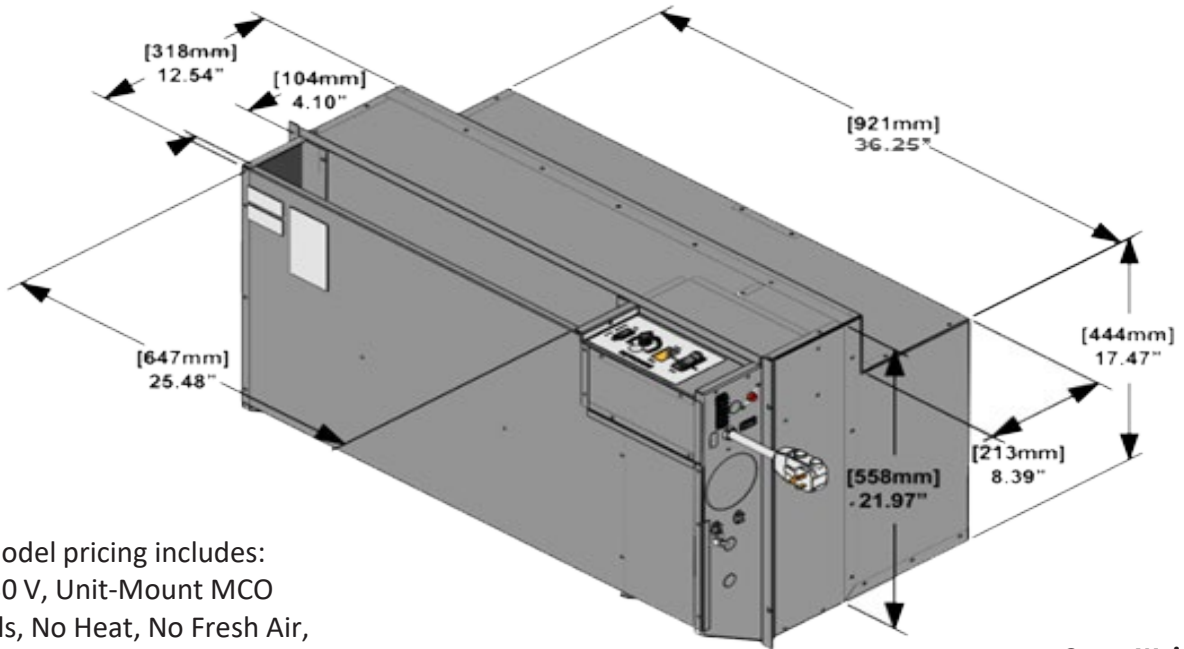
Base model pricing includes:  
 208/230 V, Unit-Mount MCO  
 Controls, No Heat, No Fresh Air,  
 Bottom Return, Standard Coil

**Gross Weight**  
**140 lb (64kg)**

Item Number	Description	Trade Price
R10C09	Straight Cool - 9,000 Btu/h	\$2,775
R10C12	Straight Cool - 12,000 Btu/h	\$2,850
R10C15	Straight Cool - 15,000 Btu/h	\$2,900
R10C18	Straight Cool - 18,000 Btu/h	\$3,100
R10H09	Heat Pumps - 9,000 Btu/h	\$3,300
R10H12	Heat Pumps - 12,000 Btu/h	\$3,400
R10H15	Heat Pumps - 15,000 Btu/h	\$3,500
Factory Installed Options		Adder
	115 V/1 ph/ 60 Hz (Only available on 9,000 Btu/h)	\$0
	265-277 V/1 ph/ 60 Hz (Not available for 18,000 Btu/h)	\$50
	2-5 kW Elec Heat	\$125
	Line/24 V Hyd Heat Wiring	\$80
	24 V Remote Stat Config	\$0
	Fresh Air Damper	\$100
	Front Return/Intake Air	\$50
	Coated Coil	Consult Factory
Field-Installed Accessories		
Item Number	Description	Trade Price
550000168	Hydronic Coil, R10, Single Row, with Mounting Cradle	\$649
550000190	Wall Sleeve & Cabinet Kit, R10, Single Piece, No/Elec Heat	Consult Factory
550001170	Wall Sleeve & Cabinet Kit, R10, Single Piece, Hydronic Heat	Consult Factory
109001203BH	No/Elec Heat Front Return Panel	Consult Factory
109010094BH	Hydronic Heat Louvered Front Return Panel	Consult Factory
109004696BH	Hydronic Heat Front Solid Return Panel	Consult Factory
550003500	Hydronic Heat Front Air Kit	Consult Factory
240008208	Programmable Thermostat HT/CL,1 STAGE	\$90
240008210	Programmable Thermostat DGTL,HT/CL,ACO	\$164
240010667	Wireless Programmable Thermostat HT-2/CL-1	\$446

Note: See Additional General Equipment Accessories Pg. 21

## R12C - Dual Motor Replacement PTAC/PTHP Chassis



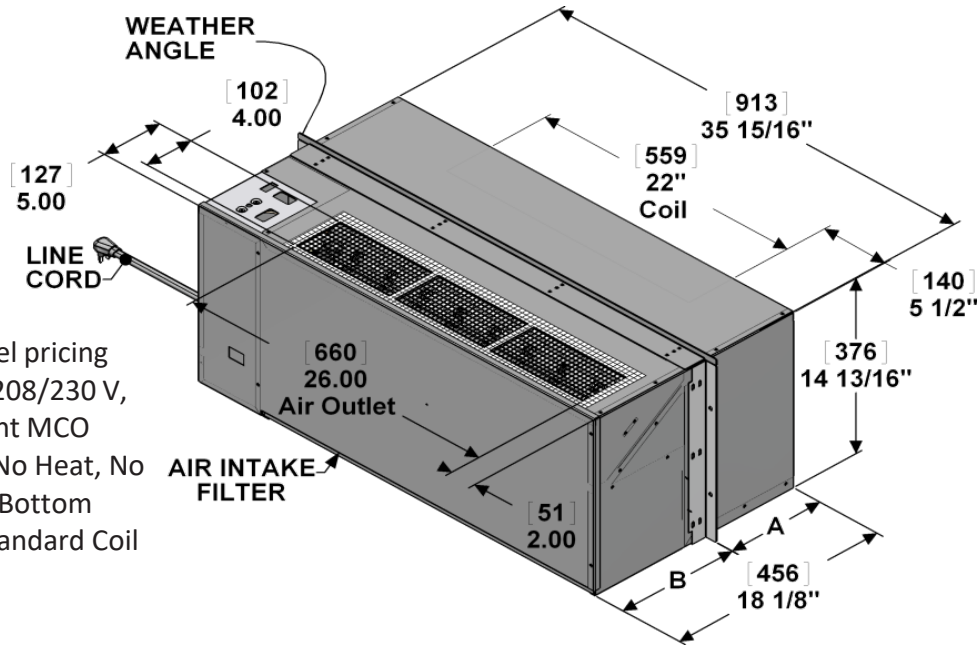
Base model pricing includes:  
 208/230 V, Unit-Mount MCO  
 Controls, No Heat, No Fresh Air,  
 Bottom Return, Standard Coil

**Gross Weight**  
**140 lb (64kg)**

Item Number	Description	Trade Price
R12C12	Straight Cool - 12,000 Btu/h	\$3,200
R12C15	Straight Cool - 15,000 Btu/h	\$3,300
<b>Factory Installed Options</b>		<b>Adder</b>
	265-277 V/1 ph/ 60 Hz	\$0
	2-5 kW Elec Heat	\$125
	Line/24 V Hyd Heat Wiring	Consult Factory
	24V Remote Stat Config	\$0
	Fresh Air Damper	\$100
	Coated Coil	Consult Factory
<b>Field-Installed Accessories</b>		
Item Number	Description	Trade Price
240008208	Programmable Thermostat HT/CL,1 STAGE	\$90
240008210	Programmable Thermostat DGTL,HT/CL,ACO	\$164
240010667	Wireless Programmable Thermostat HT-2/CL-1	\$446

**[Special Cabinets Available Upon Request]**

## R20C/R20H - Dual Motor Replacement PTAC/PTHP Chassis



Base model pricing includes: 208/230 V, Unit-Mount MCO Controls, No Heat, No Fresh Air, Bottom Return, Standard Coil

**Gross Weight  
140 lb (64kg)**

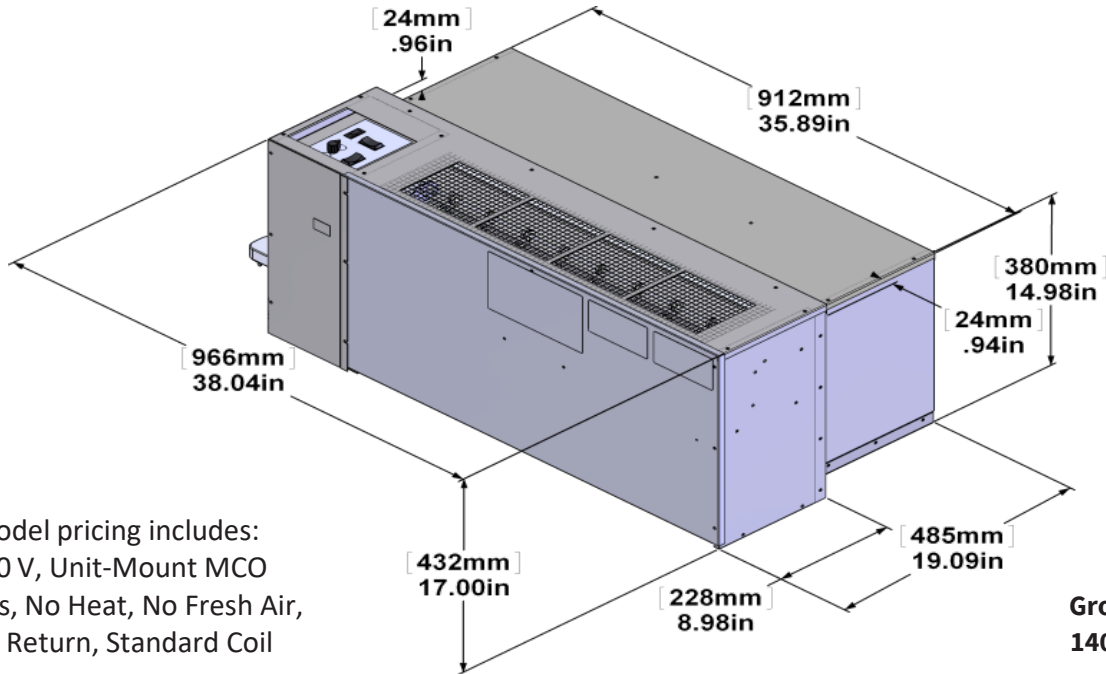
Item Number	Description	Trade Price
R20C09	Straight Cool - 9,000 Btu/h	\$2,875
R20C12	Straight Cool - 12,000 Btu/h	\$2,950
R20C15	Straight Cool - 15,000 Btu/h	\$3,000
R20C18	Straight Cool - 18,000 Btu/h	\$3,200
R20H09	Heat Pumps - 9,000 Btu/h	\$3,400
R20H12	Heat Pumps - 12,000 Btu/h	\$3,500
R20H15	Heat Pumps - 15,000 Btu/h	\$3,550
Factory Installed Options		Adder
	115 V/1 ph/ 60 Hz (Only avail. on 9,000 Btu/h)	\$0
	265-277 V/1 ph/ 60 Hz	\$60
	2-5 kW Elec Heat	\$125
	Hydronic Heat Wiring	\$80
	24 V Remote Stat Config	\$0
	Fresh Air Damper	\$100
	Front Return/Intake Air	\$0
	Feddere CME0 "Unizone" (Replaces R80)	\$125
	Coated Coil	Consult Factory
Field-Installed Accessories		
Item Number	Description	Trade Price
550001539	Hydronic Coil Kit, R20, Single Row, w/ Cradle, LH Piping	Consult Factory
550001541	Hydronic Coil Kit, R20, Single Row, w/ Cradle, RH Piping	Consult Factory
550001292	Wall Sleeve Kit, w/ Architectural Aluminum OD Louver, R20, 10"D	Consult Factory
550001293	Wall Sleeve Kit, w/ Architectural Aluminum OD Louver, R20, 12"D	Consult Factory
550001294	Wall Sleeve Kit, w/ Architectural Aluminum OD Louver, R20, 14"D	Consult Factory
550001295	Wall Sleeve Kit, w/ Architectural Aluminum OD Louver, R20, 16"D	Consult Factory
550001296	Wall Sleeve Kit, w/ Architectural Aluminum OD Louver, R20, 18"D	Consult Factory
550001165	Cabinet Kit, Cab Assy, w/ Aluminum Discharge Air Louver & Kick-plate	Consult Factory
240008208	Programmable Thermostat HT/CL,1 STAGE	\$90
240008210	Programmable Thermostat DGTL,HT/CL,ACO	\$164
240010667	Wireless Programmable Thermostat HT-2/CL-1	\$446

**[Special Cabinets Available Upon Request]**

Note: See Additional General Equipment Accessories Pg. 21



## R22C/R22H - Dual Motor Replacement PTAC/PTHP Chassis



Base model pricing includes:  
208/230 V, Unit-Mount MCO  
Controls, No Heat, No Fresh Air,  
Bottom Return, Standard Coil

**Gross Weight**  
**140 lb (64kg)**

Item Number	Description	Trade Price
R22C09	Straight Cool - 9,000 Btu/h	\$2,925
R22C12	Straight Cool - 12,000 Btu/h	\$3,025
R22C15	Straight Cool - 15,000 Btu/h	\$3,075
R22C18	Straight Cool - 18,000 Btu/h	\$3,250
R22H09	Heat Pumps - 9,000 Btu/h	\$3,450
R22H12	Heat Pumps - 12,000 Btu/h	\$3,500
R22H15	Heat Pumps - 15,000 Btu/h	\$3,550
Factory Installed Options		Adder
	115 V/1 ph/ 60 Hz (Only avail. on 9,000 Btu/h)	\$0
	265-277 V/1 ph/ 60 Hz	\$60
	2-5 kW Elec Heat	\$125
	Hydronic Heat Wiring	\$80
	24 V Remote Stat Config	\$0
	Fresh Air Damper	\$100
	Front Return/Intake Air	\$40
	Coated Coil	Consult Factory
Field-Installed Accessories		
Item Number	Description	Trade Price
550001213	Hydronic Coil Kit, R22, Single Row, w/ Cradle, Water/Steam	Consult Factory
550001238	Wall Sleeve Kit, w/ Architectural Aluminum OD Louver, R22, 10"D	Consult Factory
550001212	Wall Sleeve Kit, w/ Architectural Aluminum OD Louver, R22, 12"D	Consult Factory
550001239	Wall Sleeve Kit, w/ Architectural Aluminum OD Louver, R22, 14"D	Consult Factory
550001240	Wall Sleeve Kit, w/ Architectural Aluminum OD Louver, R22, 16"D	Consult Factory
550002831	Wall Sleeve Kit, w/ Architectural Aluminum OD Louver, R22, 18"D	Consult Factory
550001211	Cabinet Kit, Cab Front & Wrap, w/ Aluminum Discharge Air Louver	Consult Factory
240008208	Programmable Thermostat HT/CL,1 STAGE	\$90
240008210	Programmable Thermostat DGTL,HT/CL,ACO	\$164
240010667	Wireless Programmable Thermostat HT-2/CL-1	\$446

**Note: See Additional General Equipment Accessories Pg. 21**

# Single Motor PTAC Chassis R-25

**Position:** 1, 2, 3, 4,  
**Example:**

5, 6,

7

8

9

10

11

12

13

14

15

**Product Series:**

- R - Straight Cool Unit
- R - H - Heat Pump Unit

**Cooling Capacity (Btuh):**

- 09 - 09,000 Btuh
- 12 - 12,000 Btuh
- 15 - 15,000 Btuh

**Voltage Option:**

- D - 208/230 - 1 - 60
- E - 265/277 - 1 - 60

**Heat Options (230 Volts):**

- 0 - No Elect Heat
- 2 - 2KW Elect Heat
- 3 - 3KW Elect Heat
- 4 - 4KW Elect Heat
- 5 - 5KW Elect Heat

**Controls Options:**

- 0 - (UM) Unit Mount with Elect Heat or No Elect Heat
- 1 - (RMT) Remote Tstat with Elect Heat or No Elect Heat

**Air Options:**

- A - No Fresh Air Damper
- B - With Fresh Air Damper

**Open Options:**

- A - Standard
- C - Coated Coil

**Open Options:**

- A - Standard

**Compressor Code:**

- A - TECH
- L - LG
- T - TOSHIBA

**Standard/Special:**

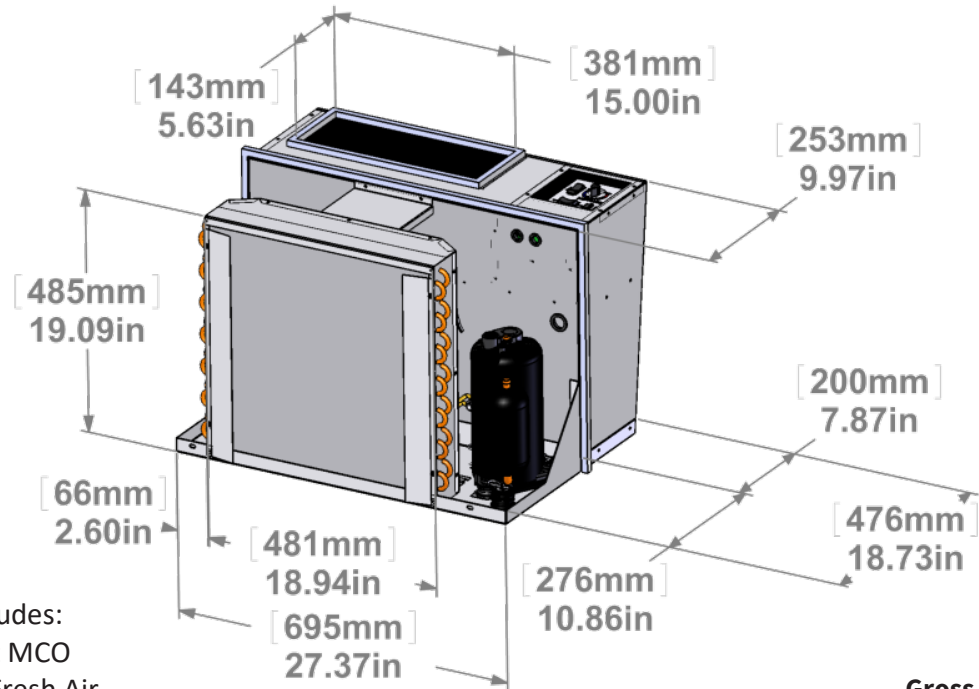
- 0 - Standard
- A - Z Special Option

**Design Revision:**

- A - Revision Level
- B - New DOE Model

CRCN# 140130
REV B
7/31/2014

## R25C/R25H - Single Motor Replacement PTAC/PTHP Chassis

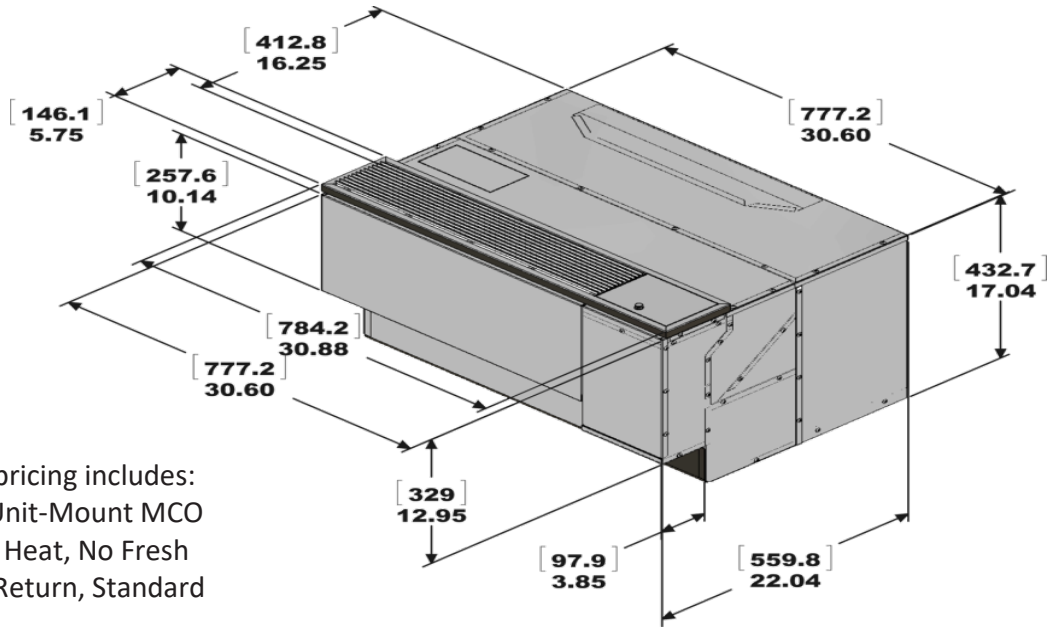


Base model pricing includes:  
 208/230 V, Unit-Mount MCO  
 Controls, No Heat, No Fresh Air,  
 Bottom Return, Standard Coil

**Gross Weight**  
**140 lb (64kg)**

Item Number	Description	Trade Price
R25C09	Straight Cool - 9,000 Btu/h	\$3,250
R25C12	Straight Cool - 12,000 Btu/h	\$3,275
R25C15	Straight Cool - 15,000 Btu/h	\$3,350
R25H09	Heat Pumps - 9,000 Btu/h	\$3,625
R25H12	Heat Pumps - 12,000 Btu/h	\$3,675
R25H15	Heat Pumps - 15,000 Btu/h	\$3,775
<b>Factory Installed Options</b>		<b>Adder</b>
	265-277 V/1 ph/ 60 Hz	\$75
	2-5 kW Elec Heat	\$125
	24 V Remote Stat Config	\$0
	Fresh Air Damper	\$100
	Coated Coil	Consult Factory

## R30C/R30H -Dual Motor Replacement PTAC/PTHP Chassis



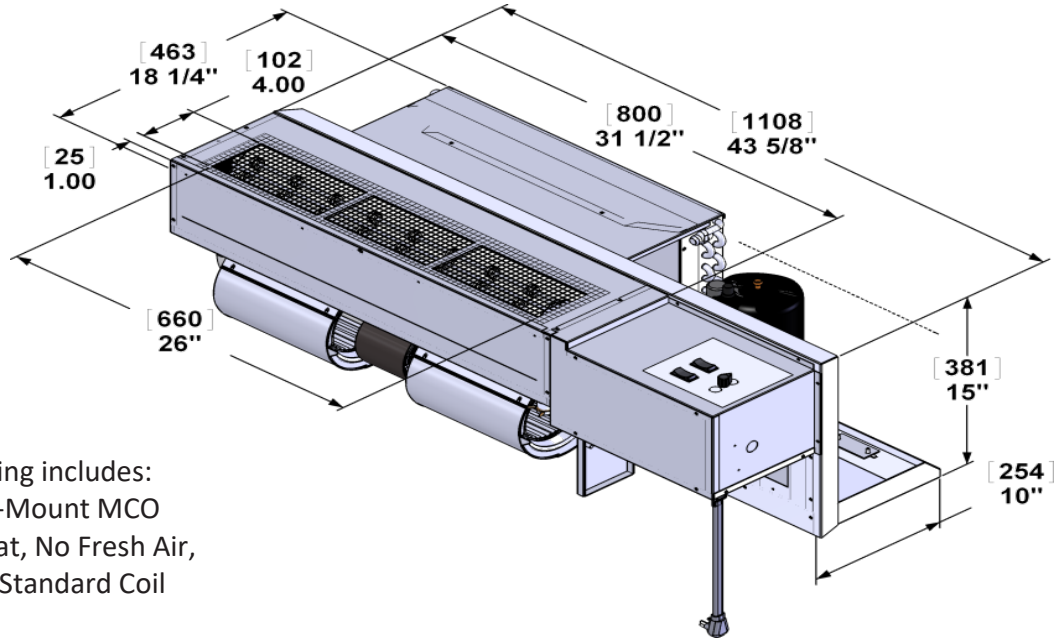
Base model pricing includes:  
 208/230 V, Unit-Mount MCO  
 Controls, No Heat, No Fresh  
 Air, Bottom Return, Standard  
 Coil

**Gross Weight**  
**140 lb (64kg)**

Item Number	Description	Trade Price
R30C09	Straight Cool - 9,000 Btu/h	\$3,175
R30C12	Straight Cool - 12,000 Btu/h	\$3,225
R30C15	Straight Cool - 15,000 Btu/h	\$3,350
R30H09	Heat Pumps - 9,000 Btu/h	\$3,350
R30H12	Heat Pumps - 12,000 Btu/h	\$3,400
R30H15	Heat Pumps - 15,000 Btu/h	\$3,575
<b>Factory Installed Options</b>		<b>Adder</b>
	115 V/1 ph/ 60 Hz	\$0
	265-277 V/1 ph/ 60 Hz	\$80
	2-5 kW Elec Heat	\$130
	Line/24 V Hyd Heat Wiring	\$60
	24 V Remote Stat Config	\$0
	Fresh Air Damper	\$100
	Coated Coil	Consult Factory
<b>Field-Installed Accessories</b>		
Item Number	Description	Trade Price
550000197	Cabinet Kit: Wall Sleeve, Cabinet w/ 6" Front, Aluminum OD Louver, R30	Consult Factory
109000892	Kit, Extension, Wall Sleeve, 2"D, R30 (Req'd for existing 13"D sleeve)	Consult Factory
550000125	Kit, Cabinet Front, R30, 4"D	Consult Factory
550000088	Kit, Cabinet Front, R30, 6"D (Req'd for existing 13"&15"D sleeves)	Consult Factory

Note: See Additional General Equipment Accessories Pg. 21

## R35C/R35H - Dual Motor Replacement PTAC/PTHP Chassis



Base model pricing includes:  
 208/230 V, Unit-Mount MCO  
 Controls, No Heat, No Fresh Air,  
 Bottom Return, Standard Coil

**Gross Weight**  
**140 lb (64kg)**

Item Number	Description	Trade Price
R35C09	Straight Cool - 9,000 Btu/h	\$2,825
R35C12	Straight Cool - 12,000 Btu/h	\$2,875
R35C15	Straight Cool - 15,000 Btu/h	\$2,925
R35C18	Straight Cool - 18,000 Btu/h	\$3,150
R35H09	Heat Pumps - 9,000 Btu/h	\$3,350
R35H12	Heat Pumps - 12,000 Btu/h	\$3,425
R35H15	Heat Pumps - 15,000 Btu/h	\$3,550
Factory Installed Options		Adder
	115 V/1 ph/ 60 Hz	\$25
	265-277 V/1 ph/ 60 Hz	\$80
	2-5 kW Elec Heat	\$125
	Line/24 V Hyd Heat Wiring	\$80
	24 V Remote Stat Config	\$0
	Fresh Air Damper	\$100
	Coated Outdoor Coil	\$300
Field-Installed Accessories		
Item Number	Description	Trade Price
104000130	Hydronic Coil, R35, 1-Row, Water	Consult Factory
104000305	Hydronic Coil, R35, 2-Row, Water	Consult Factory
550001304	Wall Sleeve & Cabinet Kit, R35, Single Piece	Consult Factory
550001298	Kit, Cabinet, Front, R35	Consult Factory

Note: See Additional General Equipment Accessories Pg. 21

# Water Source Units CM, CW, WM

<b>Position:</b>	<b>1,</b>	<b>2,</b>	<b>3,</b>	<b>4,</b>	<b>5,</b>	<b>6,</b>	<b>7,</b>	<b>8,</b>	<b>9,</b>	<b>10,</b>	<b>11,</b>	<b>12,</b>	<b>13,</b>	<b>14,</b>	<b>15,</b>
<b>Example:</b>															

**Product Series:**  
 CM Series  
 CW Series  
 WM Series

**Straight Cool or Heat Pump:**  
 H - Heat Pump Unit

**Refrigerant:**  
 G - 410A

**Cooling Capacity (Btuh):**  
 08 - 08,000 Btuh (CM Series Only)  
 09 - 09,000 Btuh (WM Series Only)  
 10 - 10,000 Btuh (CW Series Only)  
 12 - 12,000 Btuh (CM and WM Series Only)  
 13 - 13,000 Btuh (CW Series Only)

**Voltage Option:**  
 A - 115 - 1 - 60  
 D - 208/230 - 1 - 60  
 E - 265/277 - 1 - 60

**Heat Options (230 Volts):**  
 0 - No Elect Heat  
 2 - 2KW Elect Heat (CM 08,CW 10,WM 09 Only)  
 3 - 3KW Elect Heat (CM 08,CW 10,WM 09 Only)  
 4 - 4KW Elect Heat (CM 08,CW 10 Only)  
 5 - 5KW Elect Heat (CM 08,CW 10 Only)

**Controls Options:**  
 0 - Unit Mount MCO  
 1 - Unit Mount MCO Boilerless (Heat Pump with Elect Heat Only)  
 2 - Unit Mount MCO with Disconnect Sw.  
 3 - Unit Mount MCO Boilerless (Heat Pump with Elect Heat Only) and Disconnect Sw.  
 4 - Unit Mount ACO  
 5 - Unit Mount ACO Boilerless (Heat Pump with Elect Heat Only)  
 6 - Unit Mount ACO with Disconnect Sw.  
 7 - Unit Mount ACO Boilerless (Heat Pump with Elect Heat Only) and Disconnect Sw.  
 A - Remote  
 B - Remote Master/Slave  
 C - Remote with Disconnect Sw.  
 D - Remote Master/Slave with Disconnect Sw.  
 E - Remote Boilerless (Heat Pump with Elect Heat Only)  
 F - Remote Master/Slave Boilerless (Heat Pump with Elect Heat Only)  
 G - Remote with Boilerless (Heat Pump with Elect Heat Only) and Disconnect Sw.  
 H - Remote Master/Slave with Boilerless (Heat Pump with Elect Heat Only) and Disconnect Sw.

**Design Revision:**  
 A - Revision Level - OBS 9/19/12  
 B - Revision Level - OBS 12/31/13  
 C - Revision Level - 08, 09, 10 BTU Only 10/07/15  
 D - Revision Level - 12, 13 BTU Only 10/07/15

**Standard/Special:**  
 0 - Standard  
 A - Z Special Option

**Compressor Code:**  
 A - TECH  
 L - LG  
 T - TOSH

**Pipe Connections Options:**  
 0 - Sweat Connection  
 1 - Female Pipe Thread  
 2 - Male Pipe Thread  
 3 - Ball Valve & Union  
 4 - Sweat Connection with Cupronickel Water Coil  
 5 - Female Pipe Thread with Cupronickel Water Coil  
 6 - Male Pipe Thread with Cupronickel Water Coil  
 7 - Ball Valve & Union with Cupronickel Water Coil

**Cabinet Options:**  
 A - No Cabinet  
 D - Front Air Intake (CW Series Only)

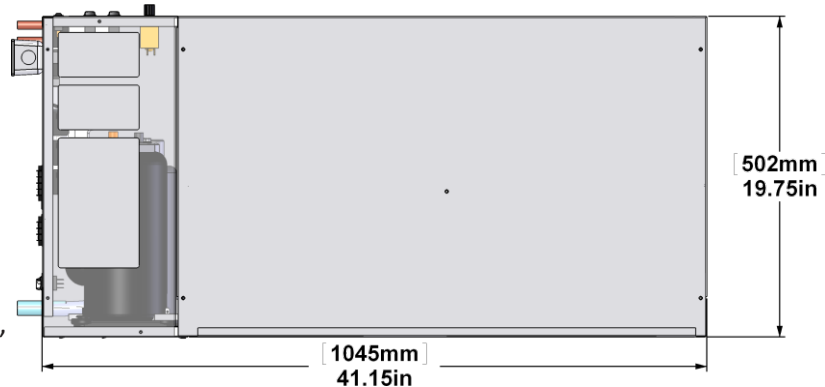
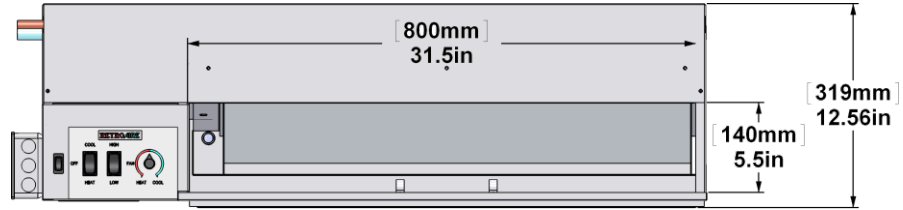
**Piping Options:**  
 L - Left Hand Piping  
 R - Right Hand Piping  
 M - Left Mono Flow Piping  
 N - Right Mono Flow Piping

CRC# 200017  
 REV F  
 2/5/2020

**Notes:**  
 Electric heat is only available on 08k/09k/10k Btuh capacities  
 Electric heat output @ 230V, WM has 0-3kW options only  
 See IOM/Spec Sheet for 265V electric heat availability

24VAC remote thermostat sold separately  
 Cabinets are available with the CW, CM and now WM Series  
 Front Return/Intake Air only available w/ CW & CM Series

## CMH - Water Source Heat Pump Console Chassis



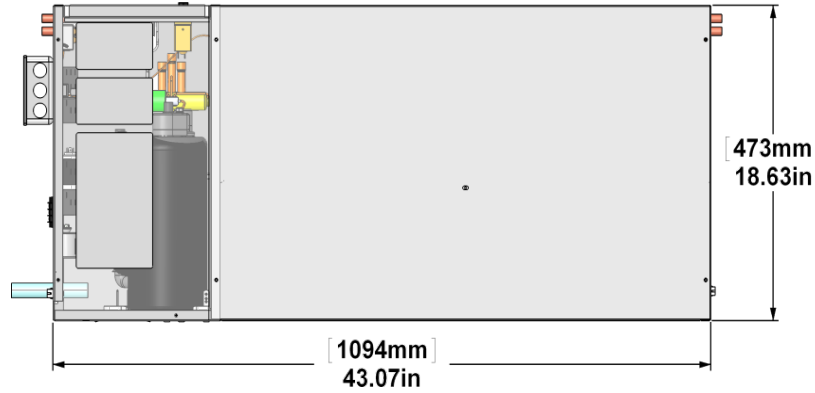
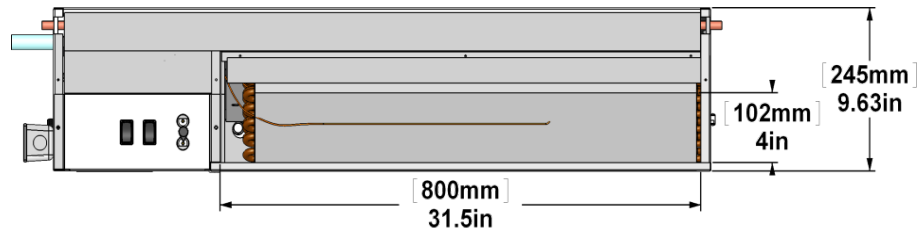
Base model pricing includes:  
 208/230 V, Unit-Mount MCO,  
 No Heat, Left Hand Piping,  
 Sweat Conns., Bottom Return,  
 Standard Coil

**Gross Weight**  
**140 lb (64kg)**

Item Number	Description	Trade Price
CMHG08	Water Souce Heat Pump Console Chassis - 8,000 Btu/h	\$3,550
CMHG12	Water Souce Heat Pump Console Chassis - 12,000 Btu/h	\$3,650
Factory Installed Options		Adder
	115 V/1 ph/ 60 Hz	Consult Factory
	265-277 V/1 ph/ 60 Hz	\$200
	2-5 kW Elec Heat (Requires Boilerless Controls & 8-10k Btu/hh Capacities Only)	\$160
	Unit-Mount ACO	\$125
	24 V Remote Stat Config	\$10
	Master/Slave Config	\$50
	Right Hand Piping	\$30
	LH Monoflow Piping	\$15
	RH Monoflow Piping	\$20
	Female Pipe Thread	\$20
	Male Pipe Thread	\$40
	Ball Valve & Union	\$60
	CuNi Water-Refrig Coil	\$150
	Disconnect Switch	\$50
	Boilerless Controls	\$100
	Line Cord 115 Vac, 15 A (5-15P)	Consult Factory
	Line Cord 208/230 Vac 20, A (6-20P)	Consult Factory
	Line Cord 208/230 Vac, 30 A (6-30P)	Consult Factory
	Line Cord 277 Vac, 20 A (7-20P)	Consult Factory
Field-Installed Accessories		
Item Number	Description	Trade Price
550002971	Cabinet Kit, Left Hand Piping	Consult Factory
550002972	Cabinet Kit, Right Hand Piping	Consult Factory

[Consult Factory for Cabinet Quantity Discounts]

## CWH - Water Source Heat Pump Console Chassis



Base model pricing includes: 208/230 V, Unit-Mount MCO, No Heat, Left Hand Piping, Sweat Conns., Bottom Return, Standard Coil

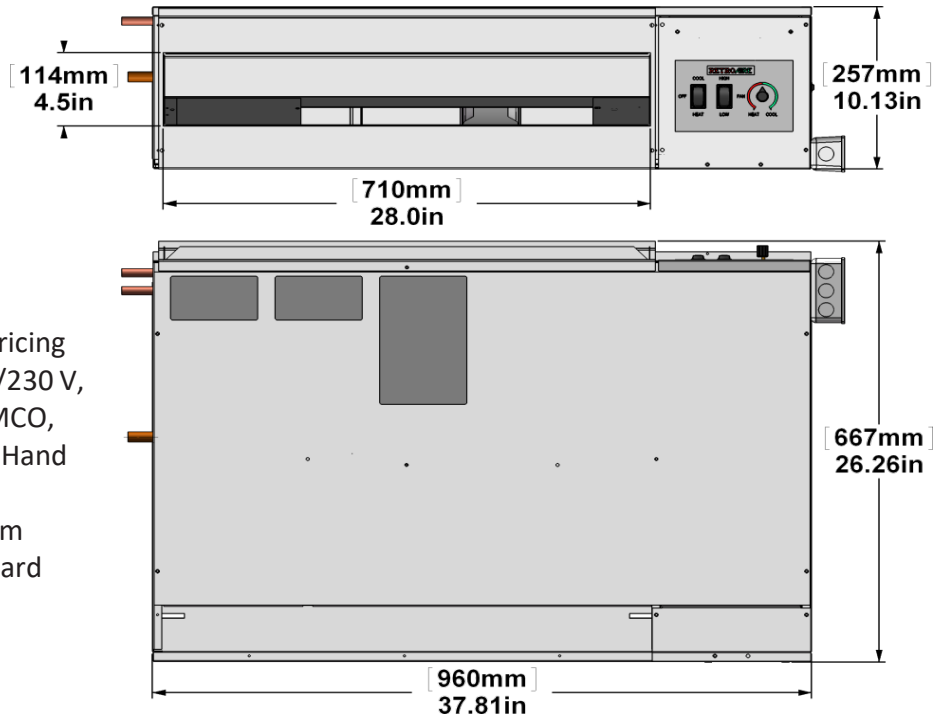
**Gross Weight**  
**160 lb (CWHG10)**  
**165 lb (CWHG13)**

Item Number	Description	Trade Price
CWHG10	Water Souce Heat Pump Console Chassis - 8,000 Btu/h	\$3,050
CWHG13	Water Souce Heat Pump Console Chassis - 12,000 Btu/h	\$3,275
<b>Factory Installed Options</b>		<b>Adder</b>
	115 V/1 ph/ 60 Hz	\$60
	265-277 V/1 ph/ 60 Hz	\$75
	2-5 kW Elec Heat (Requires Boilerless Controls & 8-10 kBtu/h Capacities Only)	\$160
	Unit-Mount ACO	\$140
	24 V Remote Stat Config	\$0
	Master/Slave Config	\$50
	Right Hand Piping	\$35
	LH Monoflow Piping	\$15
	RH Monoflow Piping	\$20
	Female Pipe Thread	\$20
	Male Pipe Thread	\$40
	Ball Valve & Union	\$60
	CuNi Water-Refrig Coil	\$150
	Front Return/Intake Air	\$70
	Disconnect Switch	\$50
	Boilerless Controls	\$100
	Line Cord 115 Vac, 15 A (5-15P)	Consult Factory
	Line Cord 208/230 Vac 20, A (6-20P)	Consult Factory
	Line Cord 208/230 Vac, 30 A (6-30P)	Consult Factory
	Line Cord 277 Vac, 20 A (7-20P)	Consult Factory
<b>Field-Installed Accessories</b>		
Item Number	Description	Trade Price
550000199	Cabinet Kit, Left Hand Piping, 48 in	Consult Factory
550000200	Cabinet Kit, Right Hand Piping, 48 in	Consult Factory
550003583	20-Degree Slope Top, Left	Consult Factory
550003649	20-Degree Slope Top, Right	Consult Factory

[Consult Factory for Cabinet Quantity Discounts]



## WMH - Water Source Heat Pump Console Chassis

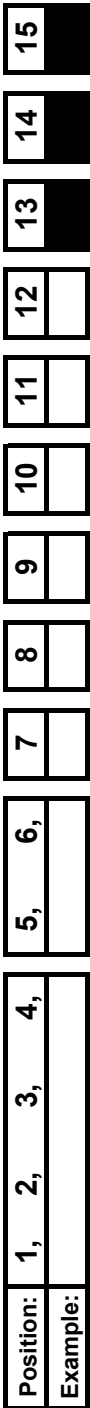


Base model pricing includes: 208/230 V, Unit-Mount MCO, No Heat, Left Hand Piping, Sweat Conns., Bottom Return, Standard Coil

**Gross Weight**  
**150 lb (WMHG09)**  
**160 lb (WMHG12)**

Item Number	Description	Trade Price
WMHG09	Water Souce Heat Pump Console Chassis - 9,000 Btu/h	\$3,050
WMHG12	Water Souce Heat Pump Console Chassis - 12,000 Btu/h	\$3,275
Factory Installed Options		Adder
	115 V/1 ph/ 60 Hz	\$0
	265-277 V/1 ph/ 60 Hz	\$40
	2-5 kW Elec Heat (Requires Boilerless Controls 9 & 12 kBtu/h Capacities)	\$250
	Unit-Mount ACO	\$125
	24 V Remote Stat Config	\$0
	Master/Slave Config	\$60
	Right Hand Piping	\$0
	LH Monoflow Piping	\$30
	RH Monoflow Piping	\$40
	Female Pipe Thread	\$20
	Male Pipe Thread	\$40
	Ball Valve & Union	\$60
	CuNi Water-Refrig Coil	\$150
	Disconnect Switch	\$50
	Boilerless Controls	\$100
	Line Cord 115 Vac, 15 A (5-15P)	Consult Factory
	Line Cord 208/230 Vac 20, A (6-20P)	Consult Factory
	Line Cord 208/230 Vac, 30 A (6-30P)	Consult Factory
	Line Cord 277 Vac, 20 A (7-20P)	Consult Factory
Field-Installed Accessories		
Item Number	Description	Trade Price
240008208	Thermostat, Single-Stage, 1-Heat/1-Cool, 24 Vac, Programmable, MCO	\$90
240008210	Thermostat, Single-Stage, 1-Heat/1-Cool, 24 Vac, Programmable, ACO	\$164
240010667	Wireless Programmable Thermostat HT-2/CL-1	\$446
107000001	Isolation Valve, 1/2 in Sweat	\$20

# Modular PTAC Chassis - 60



**Product Series:**

- R\_\_ C - Straight Cool Unit
- R\_\_ H - Heat Pump Unit

**Cooling Capacity (Btuh):**

- 09 - 09,000 Btuh
- 12 - 12,000 Btuh
- 15 - 15,000 Btuh
- 18 - 18,000 Btuh (Straight Cool ONLY)

**Voltage Option:**

- A - 115 - 1 - 60
- D - 208/230 - 1 - 60
- E - 265/277 - 1 - 60 TBD

**Heat Options (230 Volts):**

- 0 - No Elect Heat
- 2 - 2KW Elect Heat
- 3 - 3KW Elect Heat
- 4 - 4KW Elect Heat
- 5 - 5KW Elect Heat
- 6 - Hydronic Heat - 1 ROW STEAM COIL (Factory Install 60 Only)
- 7 - Reserved
- 8 - Hydronic Heat - 1 ROW HYD COIL (Factory Install 60 Only)
- 9 - Hydronic Heat - 2 ROW HYD COIL (Factory Install 60 Only)

**Controls Options:**

- 0 - (UM) Unit Mount with Elect Heat or No Elect Heat \*\*
- 1 - (RMT) Remote Tstat with Elect Heat or No Elect Heat \*\*
- 2 - (UM) Unit Mount Hyd Heat N/O or N/C Valve (Line Volt)
- 3 - (RMT) Remote Tstat Hyd Heat N/O or N/C Valve (Line Volt)
- 4 - (UM) Unit Mount Hyd Heat N/O or N/C Valve (24 Volt)
- 5 - (RMT) Remote Tstat Hyd Heat N/O or N/C Valve (24 Volt)

**Design Revision:**

- A - Revision Level - OBS 2014
- B - REV B CRCN "2014"

**Standard/Special:**

- 0 - Standard
- A - Z Special Option

**Compressor Code:**

- A - TECH
- L - LG
- T - TOSHIBA

**Condenser Coil/Hydraulic Options:**

- A - Standard
- B - LT Supply/LT Return - STEAM or HYD (R60 ONLY)
- C - LT Supply/RT Return - STEAM OR HYD or RT Supply/LT Return - HYD Only (R60 Only)
- D - RT Supply/RT Return - STEAM or HYD (R60 ONLY)
- E - RT Supply/LT Return (STEAM R60 Only)
- F - LT Supply/LT Return and Coated Coil (R60 ONLY)
- G - LT Supply/RT Return - STEAM OR HYD or RT Supply/LT Return - HYD Only and Coated Coil (R60 Only)
- H - RT Supply/RT Return and Coated Coil (R60 ONLY)
- J - No Heat or with Elect Heat and Coated Coil
- K - RT Supply/LT Return - STEAM and Coated Coil (R60 ONLY)

**Replacement Options:**

- A - Standard or ("A" Series R/C90)
- B - ("B" Series R/C90) (Flat Top R/B/C-60)

**Air Options:**

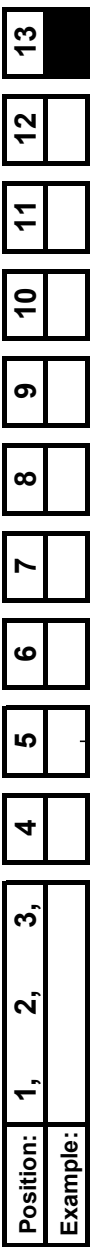
- A - No Fresh Air Damper
- B - With Fresh Air Damper

CRCN# 150164
REV C
9/11/2015

**Notes:**

18 Btuh available in Straight Cool Only, 208-230V  
 Electric Heat Output @ 230V, for 265V see IOM/Spec Sheet for Output  
 24VAC Remote Thermostat sold separately

# Blower/Control Section Modular PTAC-60



**Product Series:**  
 B or C \_\_\_ "B" for Blower Section  
 "C" for Control Section

**Straight Cool or Heat Pump:**  
 C - Straight Cool Control Box  
 H - Heat Pump Control Box  
 U - Blower Section Only

**Voltage Option:**  
 A - 115 - 1 - 60  
 D - 208/230 - 1 - 60  
 E - 265/277 - 1 - 60

**Heat Options (230 Volts):**  
 0 - No Elect Heat  
 2 - 2KW Elect Heat  
 3 - 3KW Elect Heat  
 4 - 4KW Elect Heat  
 5 - 5KW Elect Heat  
 6 - Hydronic Heat - 1 ROW STEAM COIL  
 7 - Hydronic Heat - **RESERVED**  
 8 - Hydronic Heat - 1 ROW HYD COIL  
 9 - Hydronic Heat - 2 ROW HYD COIL  
 A - Control Box Model Only

**Hydronic Options:**  
 A - Standard  
 B - LT Supply/LT Return - STEAM or HYD  
 C - LT Supply/RT Return - STEAM OR HYD or RT Supply/LT Return - HYD Only  
 D - RT Supply/RT Return - STEAM or HYD  
 E - RT Supply/LT Return (B60 STEAM Only)

**Replacement Options:**  
 B - Flat Top R/B/C-60  
 C - Slope Top R/B/C60

**Open Options:**  
 A - Standard

**Air Options:**  
 A - No Fresh Air Damper (C\_\_\_ Only)  
 B - With Fresh Air Damper (C\_\_\_ Only)  
 U - Blower Section Only

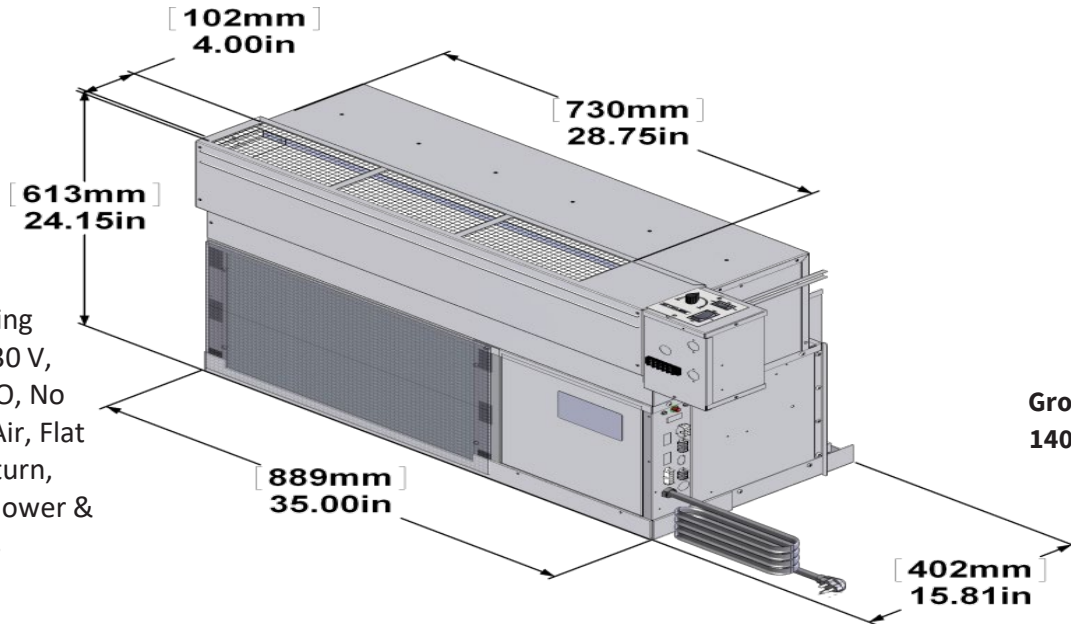
**Design Revision:**  
 A - Revision Level  
 B - CRCN "B" MODELS

**Standard/Special:**  
 0 - Standard  
 A - Z Special Option

**\*NO BC SECTION FOR THE 41**

CRCN# 150164
REV C
9/11/2015

## R60C/R60H Modular / Incremental Replacement PTAC/PTHP System



Base model pricing includes: 208/230 V, Unit-Mount MCO, No Heat, No Fresh Air, Flat Top, Bottom Return, Standard Coil, Blower & Control Sections

Item Number	Description	Trade Price
R60C09	Straight Cool - 9,000 Btu/h	\$4,350
R60C12	Straight Cool - 12,000 Btu/h	\$4,450
R60C15	Straight Cool - 15,000 Btu/h	\$4,700
R60C18	Straight Cool - 18,000 Btu/h	\$4,950
R60H09	Heat Pumps - 9,000 Btu/h	\$4,475
R60H12	Heat Pumps - 12,000 Btu/h	\$4,575
R60H15	Heat Pumps - 15,000 Btu/h	\$4,825
<b>Factory Installed Options</b>		<b>Adder</b>
	265-277 V/1 ph/ 60 Hz	\$75
	2-5 kW Elec Heat	\$150
	Steam Heat	\$200
	1-Row Water Hyd Heat	\$350
	2-Row Water Hyd Heat	\$800
	24 V Remote Stat Config	\$0
	Slope Top	\$25
	Fresh Air Damper	\$100
	Coated Outdoor Coil	Consult Factory
<b>Factory-Installed Special Accessories</b>		
Item Number	Description	Trade Price
	Energy Management System Relay, Dry Contacts, ON/OFF	\$100
	Dual Voltage, Emergency Power, Unit-Mount (Specify Voltage)	\$100
<b>Field-Installed Accessories</b>		
Item Number	Description	Trade Price
550001246	Wall Sleeve Kit, w/ Architectural Aluminum OD Louver, R60, 8 in D	Consult Factory
550001241	Wall Sleeve Kit, w/ Architectural Aluminum OD Louver, R60, 16 in D	Consult Factory
550001248	Cabinet Kit, Assy, w/ Alum. Discharge, Louver, Front Panel, R60, 09-12, 8 in	Consult Factory
550001242	Cabinet Kit, Assy, w/ Alum. Discharge, Louver, Front Panel, R60, 09-12, 16.25 in	Consult Factory
550001223	Cabinet Kit, Assy, w/ Alum. Discharge Air Louver, Front Panel, 15-18, 8 in	Consult Factory

[See General Accessories on the Following Page]

## R60C/R60H Modular / Incremental Replacement PTAC/PTHP System

General Equipment Accessories		
Item Number	Description	Trade Price
240008208	Thermostat, Single-Stage, 1-Heat/1-Cool, 24 Vac, Programmable, MCO	\$90
240008210	Thermostat, Single-Stage, 1-Heat/1-Cool, 24 Vac, Programmable, ACO	\$164
240010667	Wireless Programmable Thermostat HT-2/CL-1	\$446
550000383	Aquastat Kit, Hydronic Heat, Hot Water Sensor (Energizes Fan)	\$100
240003997	Valve, 2-Way, Water, NO, 24 V, 1/2 in Sweat	\$218
240003309	Valve, 2-Way, Water, NO, 230 V, 1/2 in Sweat	\$246
107000009	Valve, 2-Way, Water, NC, 24 V, 1/2 in Sweat	\$188
240004563	Valve, 2-Way, Water, NC, 24 V, 3/4 in Sweat, Cv: 3.5, Close-Off: 25 PSI	\$236
107000004	Valve, 2-Way, Water, NC, 230 V, 1/2 in Sweat	\$204
240002421	Valve, 3-Way, NC, 24 V Actuator, 1/2 in Sweat, Cv: 4.0, Close-Off: 25 PSI	\$233
240009598	Valve, 3-Way, NC, 24 V Actuator, 3/4 in Sweat, Cv: 7.5, Close-Off: 17 PSI	\$280
240009597	Valve, 2-Way, NC, 24 V Actuator, 3/4 in Sweat, Cv: 7.5, Close-Off: 17 PSI	\$263
107000001	Isolation Valve, 1/2 in Sweat	\$20

**\*Not Available for R60C/R60H Model**

## TERMS & CONDITIONS OF SALE - GENERAL TERMS

**PRICES & SPECIFICATIONS:** All pricing and specifications subject to change without notice. The prices herein supersede all prior quotations.

**ORDERS:** Orders will be accepted based on prices in effect at the time the order is received. No order or contract will become an obligation on our part until accepted by the General Sales Department. ECR International shall not be liable for any delay or failure in the delivery or shipment of goods due to any cause or causes beyond its control.

**LEAD TIMES:** Customers are encouraged to check with the factory for product availability. ECR will not carry inventory of special models.

**LARGE JOBS:** Please consult factory for pricing and availability for any special-order models or more than 48 systems.

**TAXES:** Add to the prices and terms quoted any manufacturers' or sales tax payable on the transaction under any effective statute. All orders must include sales tax or resale certificate of sales tax exemption (If not already on file).

---

## SHIPMENTS

**FREIGHT TERMS:** For all shipments consult the factory for a freight quote.

**F.O.B. ECR INTERNATIONAL - FACTORY OR WAREHOUSE**

---

## SALES ORDER INFORMATION CHECK LIST

The following information must be included on equipment or parts orders to insure proper shipment & invoicing:

- |  |  |
|--|--|
| 1) Purchase Order Number                       | 7) Pricing   |
| 2) Bill to Address                             | 8) Product Description (Model, Size, etc.)   |
| 3) Ship to Address                             | 9) Electrical (Operating Voltage, Cycles, Phases, etc.)  |
| 4) Method of Shipment (trailer load, UPS)      | 10) Non-Standard Equipment (Indicate "Optional" when substituted for standard equipment at extra cost listed. Indicate added to standard equipment.) |
| 5) Requested Ship Date                         | 11) Kits or Parts (Orders for kits or parts must indicate equipment size and series.)  |
| 6) Special Instructions ("Carrier to call...") |  |

Send orders to:

**E-mail: [ecrorderentry@ecrinternational.com](mailto:ecrorderentry@ecrinternational.com)**

**Fax: (315) 724-9319**

Please note the following Remit to Address:

**ECR International, Inc.  
P.O. Box 8000 Department 039  
Buffalo, NY 14267**

## U.S. DISTRIBUTOR - RETURN MATERIAL POLICY

**Prior Approval Required** - All returns for exchange, credit, repair service or warranty claim must be approved by ECR International and require an RMA number prior to return of the material. A request must be completed via the online web portal. Please log on to [www.ecrcustomerportal.com](http://www.ecrcustomerportal.com) to complete your request for return. If you do not already have access to the customer web portal, please contact ECR International Customer Service at 1-800-325-5479 to be set-up.

**Eligibility** – An RMA Request must be received within 60 days from the date of invoice for returns of New & Unused product in original packaging. A restocking fee of 15% will be charged for all new and unused returns that are approved for return. Special Order Products (items not offered as standard in ECR International trade price book) are not eligible for return as new and unused product. Request for Warranty Returns must be made within the period covered by the warranty and must fall under the terms and conditions specified in the warranty.

**Repair Service** - Request for repair or rework of product damaged by customer is classified as Repair Service. Repair Service is billed at \$75.00 per hour for labor and net price for parts used in repair/rework. ECR International's Return Material (RM) department will evaluate the items returned for repair service. The customer will receive an estimate for the dollar amount, determined by ECR International's RM department, required to complete the repairs requested. A Purchase Order (PO) from the customer for that amount will be required before any work is performed.

**RMA Expiration Parts** - Once the RMA number is issued, the product must be returned within 60 days of the RMA date, or the RMA will be canceled. Products approved for return that are received after 60 days from the RMA date will not be accepted.

**Shipping & Packaging** - All returns must have a valid RMA number clearly displayed on the exterior of the package or the package will not be accepted. All returns of new and unused product must be in the original packaging. All returns must be shipped prepaid by the customer unless otherwise directed by ECR as indicated on the RMA Verification. Ship all approved return material to the facility indicated on the approved RMA Request by the date indicated.

**Replacement Product** - If replacement product is desired it must be indicated on the RMA Request. A PO# is required for the replacement shipment and must be indicated on the RMA Request. All replacement products will be invoiced at the time of shipment. ECR will pay the ground freight for all warranty replacements.

**Application of Credit** - Credit for returned product will be applied to the customer's account (less restocking fees for New and Unused returns) only after confirmation of receipt by ECR and inspection of the product. Issuance of a credit for a partial return of product does not relieve the customer from the obligation to remit payment for the merchandise not returned in accordance with the payment terms referenced on the customer's invoice(s). Customer will have the option to have any product that is denied for credit returned at their expense.

**Returning Installed Finished Goods** (Complete boilers, furnaces, A/C units etc.)

- Equipment that is already installed should be repaired not replaced. Exceptions: leaking cast iron boilers in their first year or leaking water tanks. Leaking drain valves on water tanks are replaceable, make sure the leak is not on the valve. Tanks returned with the only leak being on the valve will be denied.
- Cast iron blocks (not complete boilers) older than one year and Indirect tanks that are leaking do not require prior approval. Simply type "Leaking" into the Authorization field and it will be accepted. Complete Cast iron boilers within their first year will still require prior authorization for full boiler replacement.
- Water leaks on copper and condensing boilers are repairable and will require prior authorization for any reason for removal.
- To guarantee credit, if a situation arises where equipment does need to be replaced, **prior authorization** from ECR is required. This will ensure that ECR has visibility to the problem and has had an opportunity to correct it prior to removal. *All equipment considered for removal should first be brought to the attention of Technical Support at 1-800-253-7900.*
- If approved, an authorization number will be given that will need to be entered in the RMA on the Customer Portal.
- For equipment that is removed from service without prior authorization by ECR, contact Customer Service. They will evaluate the circumstance and can issue a conditional RMA. The equipment will be tested in our lab to determine if removal was warranted and if credit will be given.

**RMA Expiration Equipment** - Once the RMA number is issued, the product must be returned within 30 days of the RMA date, or the RMA will be canceled. Products approved for return that are received after 30 days from the RMA date will not be accepted.

# RETROAIRE™

New Construction, Custom and Replacement PTAC/PTHP Solutions.  
Replacement Packaged Terminal Air Conditioners & Heat Pumps.  
Replacement Water Source Heat Pump Consoles.

---

[www.emiretroaire.com](http://www.emiretroaire.com)



2201 Dwyer Avenue, Utica, NY 13501  
Tel. 800 325 5479  
[www.ecrinternational.com](http://www.ecrinternational.com)

All specifications subject to change without notice.  
©2021 ECR International, Inc.  
PN 240012848 REV. H [05/15/2021]